



**Canada Council for the Arts
Funding to artists and
arts organizations
2012-13**

National Overview



Canada Council
for the Arts

Conseil des arts
du Canada

For more information please contact:



Canada Council Conseil des arts
for the Arts du Canada

Research and Evaluation Section
350 Albert Street, P.O. Box 1047
Ottawa ON Canada K1P 5V8
613-566-4414 / 1-800-263-5588 ext. 4526
research@canadacouncil.ca
Fax 613-566-4428
www.canadacouncil.ca

Download a copy at: http://www.canadacouncil.ca/publications_e

This publication is a companion piece to the *Annual Report* of the Canada Council for the Arts 2012-13.
<http://www.canadacouncil.ca/en/council/about-the-council/corporate-reports/annual-reports>

Publication aussi offerte en français

Table of Contents

1.0	Introduction.....	1
2.0	Overview of Canada Council funding, 2012-13	3
3.0	Statistical highlights about the arts in Canada	4
4.0	Corporate Scorecard.....	6
5.0	Support to artists and arts organizations in Canada’s three largest Census Metropolitan Areas.....	16
6.0	Support to Aboriginal artists and arts organizations.....	19
7.0	Support to culturally diverse artists and arts organizations.....	22
8.0	Support to artists and organizations from Deaf and disability arts sectors.....	26
9.0	Support to arts organizations and artists producing or creating work for young audiences.....	28
10.0	Detailed tables of Canada Council funding.....	31

List of Figures and Tables

Figure 1:	Map of Canada: Total funding, 2012-13	11
Figure 2:	Map of Canada: Distribution of total grant funding, 2012-13	12
Figure 3:	Map of Canada: Distribution of peer assessors and professional artists, 2012-13	13
Figure 4:	Map of Canada: Public Lending Right Program, 2012-13	14
Figure 5:	Map of Canada: Total Revenues of Arts Organizations Receiving Operating Funding, 2012-13	15
Table 1:	Aboriginal arts organizations that received grants from the Canada Council in 2012-13 ...	19
Table 2:	Culturally diverse arts organizations that received grants from the Canada Council in 2012-13	22
Table 3:	Deaf and disability arts organizations that received grants from the Canada Council in 2012-13	26
Table 4:	Young audience arts organizations that received grants from the Canada Council in 2012-13	28
Table 5:	Parliamentary appropriation and Canada Council arts funding, 1957-58 to 2012-13.....	31
Table 6:	Canada Council for the Arts grants by province and territory, 2012-13: Comparison with population, artists, grant applications and peer assessment committee members	34
Table 7:	Five-year breakdown of grants by discipline, 2008-09 to 2012-13	35
Table 8:	Five-year breakdown of grants by province and territory, 2008-09 to 2012-13	36
Table 9:	Grants by program and province or territory, 2012-13	37
Table 10:	Number of grants by program and province or territory, 2012-13.....	48
Table 11:	Peer assessors by province or territory, and language, 2012-13	59

1.0 Introduction

Funding to Artists and Arts Organizations: National Overview, Provincial and Territorial Profiles is published annually and prepared by the Research and Evaluation Section of the Canada Council for the Arts. This report is a companion piece to the Canada Council's *Annual Report 2012-13*, providing detailed information on the organization's funding activities at the national level and in all provinces and territories.

The Canada Council reports to Parliament through the Minister of Canadian Heritage. Its annual appropriation from Parliament is supplemented by endowment income, donations and bequests. Its accounts are audited by the Auditor General of Canada and included in an *Annual Report* to Parliament.

In 2012-13, the Canada Council awarded 5,851 grants to artists and arts organizations. It also made payments to 18,186 authors through the Public Lending Right Program. Grants, payments and awards totalling \$153.5 million were awarded in 1,918 communities across Canada.

The Canada Council evaluates all applications on the basis of artistic merit and according to the published criteria for each program. With some exceptions, applications are reviewed by peer assessment committees.

Peer assessment committee members are specialists in a particular field and reflect a broad range of artistic practices. For example, dancers are assessed by other dancers, choreographers and artistic directors; musicians will evaluate the submissions of musicians; and so on. In addition to being peers of the applicants, the committee members are chosen to ensure fair representation of both official languages, gender, Aboriginal peoples, regional and cultural diversity, and genres of expression within the artistic discipline.

While funding is not allocated on a provincial or regional basis, there is generally a correlation between the percentage of applications from a given province, region or community (including the number of arts organizations located there) and the percentage of funding awarded.

Purpose of this report

In the 56 years since the creation of the Canada Council, the arts in Canada have undergone significant changes: the number of professional artists and arts organizations has grown significantly in all artistic disciplines; the scope of arts activities has broadened; new art forms have emerged; and the demographics of both artists and arts audiences have changed to reflect the demographics of the Canadian population as a whole.

As the arts have evolved, so has the Canada Council. While remaining true to its mission as established in the *Canada Council Act* – “to foster and promote the study and enjoyment of, and the production of works in, the arts” – the Council has adapted its programs and activities to reflect the changing needs of artists, arts organizations and by extension, arts audiences and the Canadian public at large.

With that in mind, *Funding to Artists and Arts Organizations: National Overview, Provincial and Territorial Profiles* provides more than just a statistical analysis of grants awarded by the Canada Council in a given 12-month period; it also highlights the diversity and dynamism of the professional arts in Canada today, in literally hundreds of communities across the country.

This report serves as a research tool to help readers answer questions such as:

- How many grants were awarded?
- What is the distribution of funding by province, territory and artistic discipline?
- What are some of the statistical highlights about the arts in all provinces and territories?
- Who are some of the artists and arts organizations that received Canada Council grants or prizes in 2012-13, and where do they come from?
- How many artists and arts organizations applied for Canada Council grants?
- What kinds of arts activities were funded by the Canada Council in 2012-13?
- How many peer assessors served on peer assessment committees?
- How does arts and culture funding from all three levels of government vary from province to province?

Cautionary notes and considerations for readers

1. Total grant figures may not add due to rounding.
2. Figures are compiled from a “live” system that reflects ongoing changes to the state of individual grants, including grant adjustments, grant cancellations, and declined grants. As a result, grant totals on these tables may vary slightly from grant totals appearing on other tables produced at an earlier or later date.
3. Figures for the most part include funding to artists and arts organizations outside of Canada (e.g. international translation grants to foreign publishers). However, in a few cases totals are only for within Canada as noted.
4. In some cases figures exclude special funds, Public Lending Right Program and/or the Canadian Commission for UNESCO.
5. Readers are strongly encouraged to refer to the footnotes for the figures and tables presented in this report.
6. Success stories in each province and territory were selected in consultation with Canada Council staff from each discipline. These stories provide a sample of activities funded throughout Canada; however, they do not represent the full range of activities and programs supported by the Canada Council.

2.0 Overview of Canada Council funding, 2012-13

- In 2012-13, the Canada Council for the Arts provided grants totalling \$141.7 million to individual artists and arts organizations. A total of \$21.1 million (2,168 grants) was awarded to individual artists and \$120.6 million (3,683 grants) to arts organizations in 2012-13.
- In addition to grants, \$9.8 million in payments was provided to 18,186 authors through the Public Lending Right program, as well as \$2.0 million in special funds, the Art Bank Purchase Program and the Canadian Commission for UNESCO General Program Fund (see Table 9: Grants by Program and Province or Territory) in 2012-13.¹ This brings the total amount of Canada Council funding to \$153.5 million.
- The Canada Council's parliamentary appropriation in 2012-13 was \$181.2 million. The annual cost of the Canada Council per Canadian in 2012-13 was \$5.19.²
- Grants were awarded to artists and arts organizations in Canada in dance, interdisciplinary arts, media arts, music, theatre, visual arts and writing and publishing. In 2012-13, the largest amount of funding went to music (\$27.9 million), followed closely by theatre (\$26.5 million) and writing and publishing (\$24.3 million).
- Of the 14,727 grant applications that were submitted to the Canada Council in 2012-13, 9,013 were from individual artists and 5,714 were from arts organizations. The total number of grants awarded to artists and arts organizations by the Canada Council in 2012-13 is 5,851.
- Funding to artists and arts organizations in Quebec totalled \$47.2 million, comprising 32.5% of the total funding by the Canada Council. Ontario received \$47.1 million in funding, representing 32.4% of total funding. British Columbia received \$19.8 million in funding, representing 13.6% of total funding.
- In 2012-13, 629 artists and arts professionals served as peer assessors, of which 30.0% were Francophone, and 70.0% were Anglophone. 31.5% of peer assessors were from Quebec, 24.7% were from Ontario and 17.4% were from British Columbia.

¹ The Public Lending Right program provides payments to authors whose books are held in selected Canadian libraries.

² Statistics Canada: Canada's National Statistical Agency. "Population by year, by province and territory" September 2012, <<http://www.statcan.gc.ca/tables-tableaux/sum-som/l01/cst01/demo02a-eng.htm>>.

3.0 Statistical highlights about the arts in Canada³

- Over 13 million Canadians 15 or older volunteered in a not-for-profit organization in 2010 (47% of all Canadians 15 or older.) About 764,000 Canadians, or 2.7% of the population, contributed volunteer labour to arts and culture organizations in 2010. The 764,000 arts and culture volunteers represent 5.8% of the 13.3 million volunteers in Canada.
- Most surveyed Canadians (83%) attended at least one type of live performance or arts event in the past year (2012). In total, 64% of surveyed Canadians attended at least one live art performance—such as a play, musical, music, concert, dance performance, opera or storytelling—in the last year, and 52% attended at least one arts or cultural festival in that same period. Overall, 58% of surveyed Canadians rated the quality of arts and culture events in their community as either good or very good.
- The Federal government’s investment in arts and culture in 2009-10 (the last year of available data) was \$4.2 billion. Investment by all three levels of government in 2009-10 was \$10.1 billion. Arts and culture received 1.5% of total federal government spending in 2009-10.
- In 2006, 140,000 artists represented 0.8% of the overall labour force in Canada, while 609,000 people were employed in the arts and cultural sector.
- In Canada, the number of artists grew by 29% between 1991 and 2001, nearly three times the 10% growth in the overall labour force. Between 2001 and 2006, the number of artists grew by 7%, less than the 11% increase in the overall labour force.
- In 2006, the median earnings of artists were \$12,900. This means that a “typical” artist in Canada earned less than half the typical earnings of all Canadian workers (\$26,900)
- In 2006, musicians and singers were the largest of the nine arts occupations groups, with 33,600 people reporting earnings, or 24% of all 140,000 artists. This group was followed by authors and writers (24,500, or 18%), producers, directors, choreographers and related occupations (22,400, or 16%), artisans and craftspersons (17,400, or 12%), visual artists (17,100, or 12%), actors and comedians (11,700, or 8%), dancers (7,300, or 5%), other performers (3,630, or 3%) and conductors, composers and arrangers (2,300 or 2%).
- In 2006, among the 10 provinces, British Columbia had the largest percentage of its labour force in arts occupations (1.08%), the only province above 1% and a figure that is well above the Canadian average of 0.77%. Ontario has a slightly higher percentage of its labour force in arts occupations (0.81%) than the Canadian average. With 56,900 artists, Ontario has nearly twice as many artists as any other province.
- One-quarter of the 140,000 artists in Canada reside in small and rural municipalities (36,500 artists, or 26%). This is almost exactly the same number of artists that reside in the cities of Toronto and Montreal combined (35,700). Visual artists and craftspeople are the artists who are most likely to reside in small and rural municipalities. Almost one-half of artisans and craftspersons (47%) reside in small and rural municipalities, while 35% of painters, sculptors and other visual artists do so.

- Canadians spent \$24.7 billion on cultural goods and services in 2008, or 2.9% of total consumer spending in the country. In other words, spending on cultural goods and services amounts to roughly \$1 for every \$34 spent on all goods and services in Canada. On a per capita basis, cultural spending amounts to \$841 for every Canadian resident.
- Spending on cultural goods and services grew by 62% between 1997 and 2008, much higher than the 26% rise in the Consumer Price Index during the same period. After adjusting for inflation, cultural spending increased by 28% between 1997 and 2008, double the 14% growth in the Canadian population.
- In 2010, total exports of culture goods amounted to \$1.3 billion, a deficit of \$2.4 billion when compared with the \$3.7 billion in imports in that year.
- In 2008, total exports of culture services amounted to \$2.8 billion, higher than the \$2.7 billion in imports in that year.
- In 2010, all Canadians 15 or older (99.7%, or 28.0 million people) participated in at least one culture or heritage activity. These activities include reading a newspaper, magazine or book (97.5%), listening to downloaded music or music on CDs (86.7%), attending a performing arts event or a cultural festival (72.4%), and visiting a museum (47.8%).

³ Sources:

Hill Strategies Research Inc. "Volunteers and Donors in Arts and Culture Organizations in Canada in 2010." *Statistical Insights on the Arts*, Vol. 11 No. 3, March 2013, <<http://www.hillstrategies.com/content/volunteers-and-donors-arts-and-culture-organizations-canada-2010>>

Phoenix Strategic Perspectives Inc. for the Department of Canadian Heritage. *Arts and Heritage in Canada: Access and Availability Survey 2012*. November 2012, <http://epe.lac-bac.gc.ca/100/200/301/pwgsc-tpsgc/por-ef/canadian_heritage/2012/089-11-e/report.pdf>

Statistics Canada: Canada's National Statistical Agency. "Gross domestic product at basic prices, by industry." June 2013, <<http://www.statcan.gc.ca/tables-tableaux/sum-som/l01/cst01/econ41-eng.htm>>

Statistics Canada: Canada's National Statistical Agency. "Government Expenditures on Culture: Data Tables 2009-10," June 2012, <<http://www5.statcan.gc.ca/bsolc/olc-cel/olc-cel?catno=87F0001XWE&lang=eng>>

Statistics Canada: Canada's National Statistical Agency. "Culture Services Trade: Data Tables," April 2011, <<http://www.statcan.gc.ca/pub/87-213-x/2011000/part-partie1-eng.htm>>

Hill Strategies Research Inc. "Consumer Spending on Culture in Canada, the Provinces and 12 Metropolitan Areas in 2008," *Statistical Insights on the Arts*, Vol. 9 No. 1, Nov. 2010, <<http://www.hillstrategies.com/content/consumer-spending-culture-2008>>

Statistics Canada: Canada's National Statistical Agency. "International trade in culture goods, Canada, 2003 to 2010," December 2012, <<http://www.statcan.gc.ca/pub/87-007-x/2011001/part-partie2-eng.htm>>

Hill Strategies Research Inc. "A Statistical Profile of Artists in Canada, Based on the 2006 Census," *Statistical Insights on the Arts*, Vol. 7 No. 4, February 2009, <<http://www.hillstrategies.com/content/statistical-profile-artists-canada>>

Hill Strategies Research Inc. "Artists in Canada's Provinces and Territories Based on the 2006 Census," *Statistical Insights on the Arts*, Vol. 7 No. 5, March 2009, <<http://www.hillstrategies.com/content/artists-canada%E2%80%99s-provinces-and-territories>>

Hill Strategies. "Artists in Small and Rural Municipalities in Canada Based on the 2006 Census," *Statistical insights on the arts*, Vol. 8 No. 2, January 2010, <<http://www.hillstrategies.com/content/artists-small-and-rural-municipalities-canada>>

Hill Strategies. "Provincial Profiles of Arts, Culture and Heritage Activities in 2010," *Statistical insights on the arts*, Vol. 10 No. 3, March 2010, <<http://www.hillstrategies.com/content/provincial-profiles-arts-culture-and-heritage-activities-2010>>

4.0 Corporate Scorecard⁴

The Corporate Scorecard details comprehensive metrics on the outputs of Canada Council funding. *Canada Council at a glance* provides a broad overview, while the other tables examine the directions laid out in the Council's Strategic Plan 2011-16: Individuals, Arts Organizations, Equity, Partnerships, and Organizational Development. In previous years the Corporate Scorecard appeared in the Canada Council's *Annual Report*.

Canada Council at a glance

	2012-13		2011-12	
		('000s)		('000s)
Parliamentary appropriation		\$181,180		\$180,958
Grants, prizes and payments				
Arts programs		\$140,707		\$144,245
Public Lending Right payments		\$9,771		\$9,941
Prizes and fellowships		\$2,919		\$3,118
Total		\$153,397		\$157,304
Grant applications				
Individual artists	9,013		9,219	
Arts organizations	5,714		6,475	
Total	14,727		15,694	
Applications received via GO! Grants Online (included in total above)	3,723		3,201	
Grants awarded				
Individual artists ⁵	2,168		2,256	
Arts organizations ⁶	3,683		3,780	
Total	5,851		6,036	
Communities in which the grants were awarded ⁷	627		634	
First-time applicants (individual artists and arts organizations)				
First-time applicants	3,023		3,590	
Communities where they live or are located	608		681	
First-time recipients	1,016		1,110	
Peer assessors				
Peer assessors	629		666	
Communities where they live	158		181	
First-time peer assessors	264		298	
Canada Council Art Bank				
Working collection and appraised value of works	17,532	\$71,165	17,526	\$71,084
Working circulation and rental income	3,539	\$1,465	4,212	\$1,715
Canada Council Musical Instrument Bank				
Number of loans/donations to the Musical Instrument Bank and insured value of instruments	20	\$36,978	17	\$28,000
Canadian Commission for UNESCO				
UNESCO-related events in which Commission participated.	39		39	

Direction 1: Individuals

Reinforce the Council's commitment to individual artists, working alone or collaboratively, as the core of artistic practice.

	2012-13		2011-12	
		('000s)		('000s)
Support to individual artists (recipients/funding)	20,335	\$32,875	20,143	\$35,226
Grants to individual artists⁵				
Support for creation and production activities	1,016	\$18,157	1,170	\$19,699
Support for dissemination activities	161	\$1,097	142	\$1,105
Travel grants to professional artists	842	\$1,091	817	\$1,067
Total	1,925	\$20,345	2,013	\$21,871
Public Lending Right Program				
Canadian authors receiving payments	18,186	\$9,771	17,885	\$9,941
Communities where they live (in Canada)	1,833		1,809	
Communities where they live (outside Canada)	368		370	
Celebrating exceptional achievement through prizes and fellowships				
Prize and fellowship recipients	223	\$2,749	193	\$3,118
Art Bank Purchase Program	1	\$10	52	\$305
Strategies and program initiatives (recipients/funding) (figures include totals above)				
Multi-year project support to individual artists	38	\$1,526	40	\$1,601
Support for residencies and commissioning	37	\$577	37	\$530
Touring grants (music, dance, theatre only)	44	\$416	26	\$360
Support to artists and community collaborations	8	\$133	12	\$142
Honoraria and reading fees for members of peer assessment and advisory committees				
Peer assessment committees - honoraria		\$688		\$723
Peer assessment committees – file reading fees		\$516		\$523
Advisory committees		\$20		\$41
Total		\$1,224		\$1,278

Direction 2: Arts Organizations

Broaden the Council's commitment to arts organizations to strengthen their capacity to underpin artistic practices in all parts of the country.

	2012-13		2011-12	
		('000s)		('000s)
Support to organizations (recipients/funding)⁶	2,241	\$120,621	2,220	\$122,582
Operating support to organizations				
Annual	442	\$21,697	479	\$23,600
Multi-year	590	\$71,091	572	\$71,227
Total		\$92,788		\$94,827
Project support to organizations				
Annual	1,688	\$24,983	1,678	\$24,574
Multi-year	94	\$2,768	113	\$3,181
Total		\$27,751		\$27,755
Strategies and program initiatives (recipients/funding) (figures included in totals above)				
Support for dissemination activities	1,304	\$20,285	1,253	\$19,703
Touring grants (music, dance, theatre only)	166	\$3,394	146	\$3,156
Flying Squad and Flying Eagle support ⁸	141	\$796	226	\$1,395
Support for residencies and commissioning	86	\$951	80	\$952
Support to artists and community collaborations	61	\$910	65	\$946

Direction 3: Equity

Enhance the Council's leadership role in promoting equity as a critical priority in fulfilling Canada's artistic aspirations.

	2012-13		2011-12	
		('000s)		('000s)
Support to artists and arts organizations from Aboriginal communities (Recipients/Funding)				
Support to Aboriginal artists	157	\$1,867	170	\$1,853
Operating support to Aboriginal arts organizations	22	\$1,396	20	\$1,288
Project support to Aboriginal arts organizations	100	\$2,611	90	\$2,401
Total⁵	266	\$5,873	265	\$5,542
Support to artists and arts organizations from culturally diverse communities (Recipients/Funding)⁹				
Support to culturally diverse artists	332	\$3,707	286	\$3,235
Operating support to culturally diverse arts organizations	51	\$3,127	45	\$2,836
Project support to culturally diverse arts organizations	109	\$2,358	123	\$2,720
Total⁵	446	\$9,192	429	\$8,791
Support to artists and organizations from Deaf and disability arts communities (Recipients/Funding)⁹				
Support to Deaf and disability artists	46	\$311	31	\$468
Operating support to Deaf and disability arts organizations	4	\$100	3	\$85
Project support to Deaf and disability arts organizations	19	\$621	20	\$594
Total⁵	67	\$1,031	53	\$1,147
Support to artists and arts organizations from Anglophone official language minority communities (Recipients/Funding)¹⁰				
Support to artists from Anglophone official language minority communities	237	\$2,676	266	\$2,618
Operating support to arts organizations from Anglophone official language minority communities	42	\$2,000	39	\$2,027
Project support to arts organizations from Anglophone official language minority communities	86	\$1,260	78	\$1,354
Total	365	\$5,936	383	\$5,999
Support to artists and arts organizations from Francophone official language minority communities (Recipients/Funding)¹⁰				
Support to artists from Francophone official language minority communities	56	\$607	49	\$483
Operating support to arts organizations from Francophone official language minority communities	31	\$2,106	32	\$2,140
Project support to arts organizations from Francophone official language minority communities	44	\$569	58	\$714
Total	131	\$3,282	139	\$3,337

Direction 4: Partnership

Make partnerships with other organizations a key element in the Council's approach to advancing its mandate.

	2012-13		2011-12	
		('000s)		('000s)
Alberta Creative Development Initiative (ACDI) (recipients/funding) ¹¹	–	–	75	\$999
CADAC: Canadian Arts Data / Données sur les arts au Canada				
Contribution towards a web-based system to allow the Canada Council and other public funders to collect and share common financial and statistical data on Canadian arts organizations.		\$212		\$183

Direction 5: The Council's Organizational Development

Enhance the Council's capacity to support the arts and implement change by strengthening its structure, staffing and services.

	2012-13		2011-12	
		('000s)		('000s)
Staffing and Services				
Employees	234		239	
Professional development and training costs per employees		\$706		\$770
Number of employee-trips outside the National Capital Region (including outreach sessions and workshops)	575		673	
Communities visited by employees	70		76	
Canada Council website traffic (in thousands)				
Page views per year ¹²	2,610		–	
Visits per year	1,223		1,271	
Unique visitors	961		638	

⁴ From 2012-13 onwards figures are based upon information as at May 1, or the next business day, of each fiscal year except in previous years where they are based upon information from June 1 and some cases where figures rely on data from final reports of the grants. As a result of changes in methodology, figures in this corporate scorecard are not necessarily comparable to figures in previous years' presentations.

⁵ An individual artist may receive more than one grant in a given year. For example, an individual artist may receive a project grant and a travel grant.

⁶ An arts organization may receive more than one grant in a given year. For example, an arts organization may receive a project grant and an operating grant.

⁷ This figure includes 501 communities in Canada and 126 international communities in 2012-13 (Canadian artists residing outside Canada and international publishers and co-producers).

⁸ As the result of a comprehensive review of the Canada Council Flying Squad program, there was only one application deadline for the program in 2012-13, while there were two deadlines for the same program in 2011-12.

⁹ In 2011-12, the Equity Office expanded the eligibility criteria of the Capacity Building Initiative to include applicants from Deaf and disability arts communities. Prior to 2011-12, the Capacity Building Initiative was designated exclusively to applicants from culturally diverse arts communities.

¹⁰ Support for artists and arts organizations working in official language communities is calculated on the basis of data collected a different way than that of the three preceding equity groups. Any comparison between the different groups would therefore not necessarily be accurate.

¹¹ The Alberta Creative Development Initiative (ACDI) was a time-limited program designed to support the development of the arts in Alberta. It was a partnership between the Alberta Foundation for the Arts and the Canada Council for the Arts in collaboration with the Calgary Arts Development Authority and the Edmonton Arts Council. Administrated by the Canada Council, it was launched in 2007-08 as a 3-year program and was renewed for an additional year (2010-11), then again for a final year (2011-12). The Canada Council and the Alberta Foundation for the Arts each contributed \$1,000,000 annually to ACDI for the first 3 years of the program (2007-2010) and each contributed a further \$500,000 annually for the last 2 years of the program (2010-2012) for a total of almost \$8,000,000 in grants over 5 years. Overall, 1,868 grant applications were assessed and 602 grants were awarded to artists and arts organizations in Alberta. The program was no longer in existence for the 2012-13 year.

¹² For 2012-2013, the Canada Council changed the way it counts page views per year; therefore, there are no comparable figures for 2011-12.



Canada Council
for the Arts

Conseil des arts
du Canada

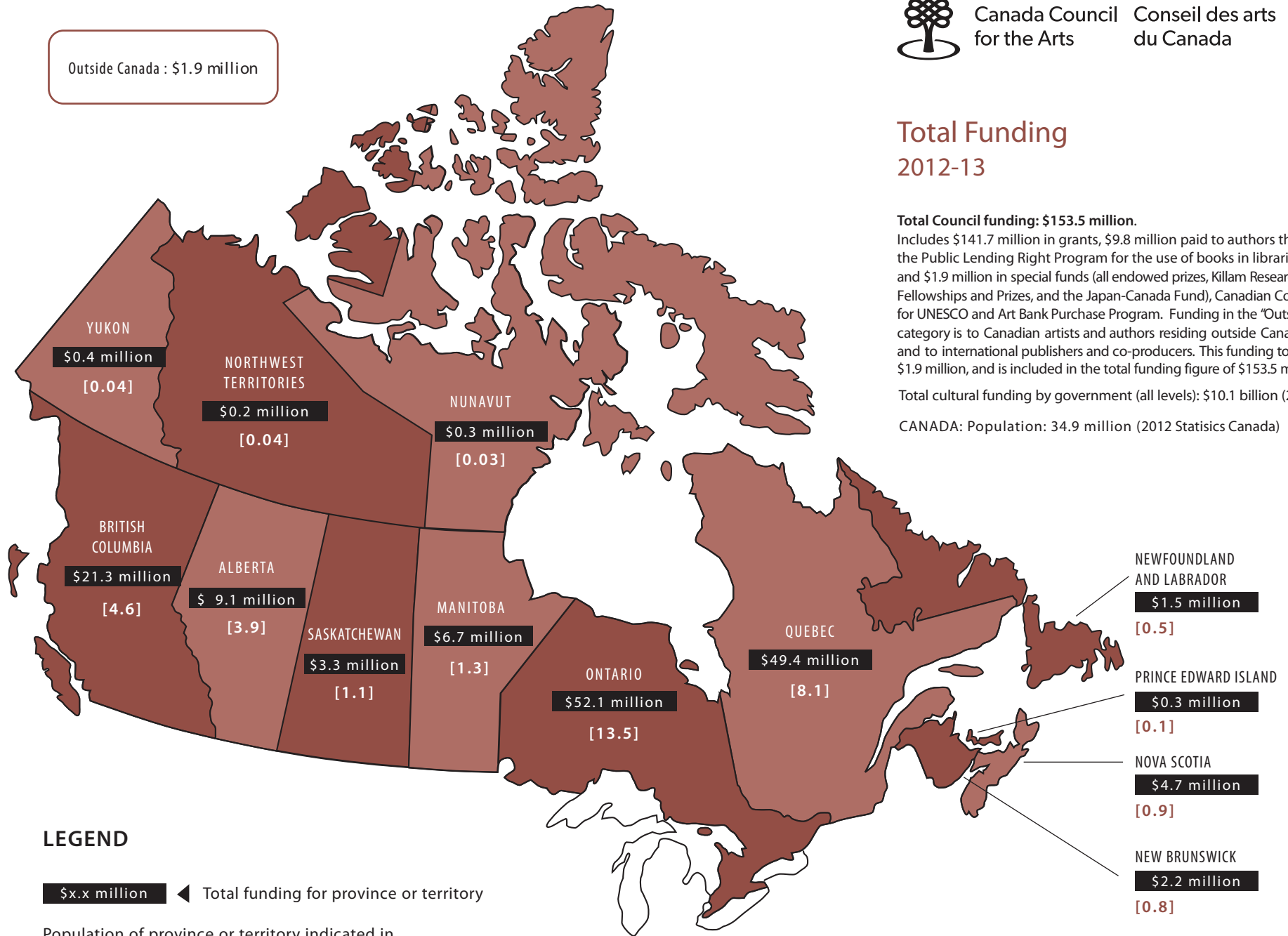
Total Funding 2012-13

Total Council funding: \$153.5 million.

Includes \$141.7 million in grants, \$9.8 million paid to authors through the Public Lending Right Program for the use of books in libraries and \$1.9 million in special funds (all endowed prizes, Killam Research Fellowships and Prizes, and the Japan-Canada Fund), Canadian Commission for UNESCO and Art Bank Purchase Program. Funding in the "Outside Canada" category is to Canadian artists and authors residing outside Canada, and to international publishers and co-producers. This funding totals \$1.9 million, and is included in the total funding figure of \$153.5 million.

Total cultural funding by government (all levels): \$10.1 billion (2009-10).

CANADA: Population: 34.9 million (2012 Statistics Canada)



LEGEND

\$x.x million ◀ Total funding for province or territory

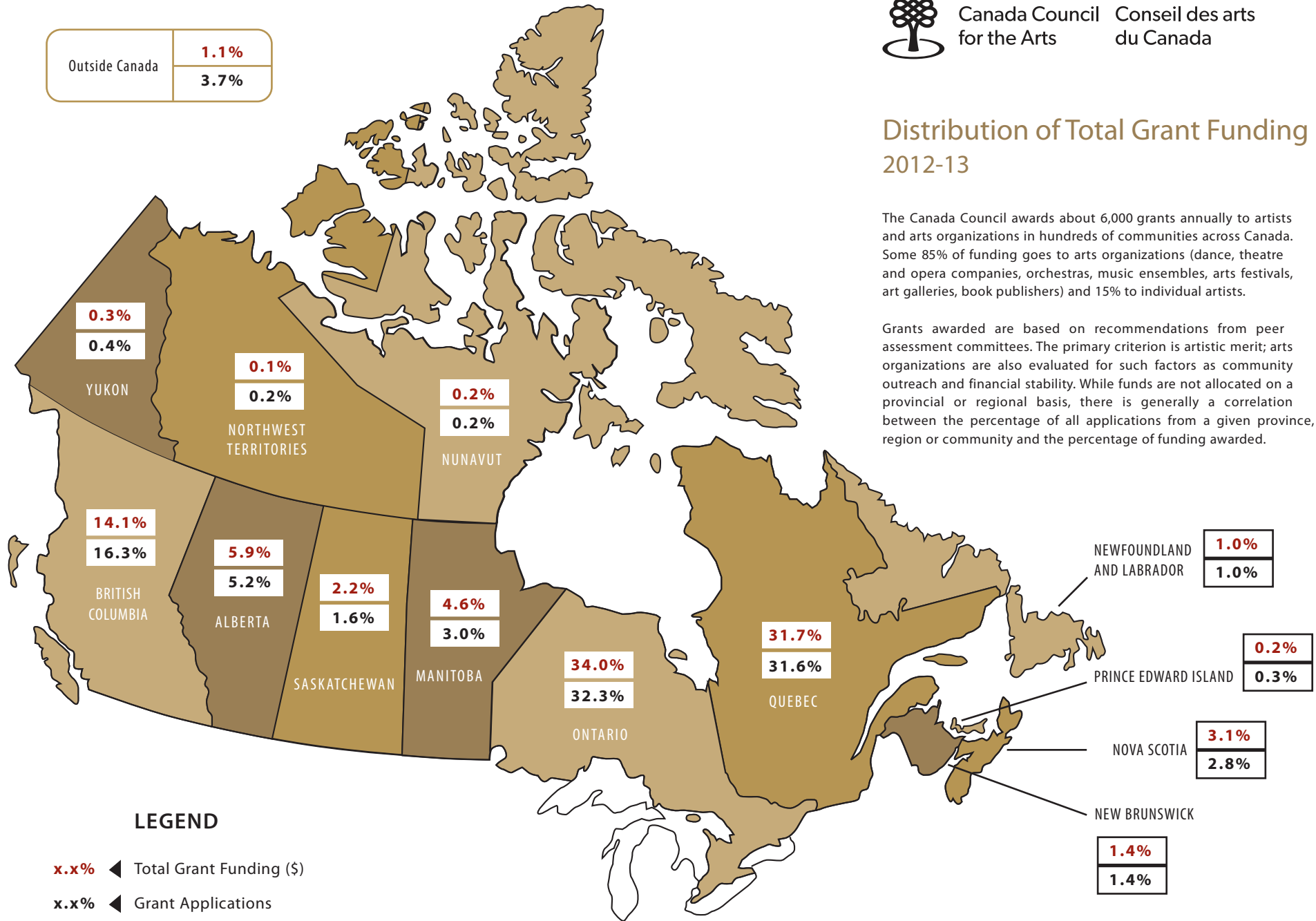
Population of province or territory indicated in square brackets (in millions)



Distribution of Total Grant Funding 2012-13

The Canada Council awards about 6,000 grants annually to artists and arts organizations in hundreds of communities across Canada. Some 85% of funding goes to arts organizations (dance, theatre and opera companies, orchestras, music ensembles, arts festivals, art galleries, book publishers) and 15% to individual artists.

Grants awarded are based on recommendations from peer assessment committees. The primary criterion is artistic merit; arts organizations are also evaluated for such factors as community outreach and financial stability. While funds are not allocated on a provincial or regional basis, there is generally a correlation between the percentage of all applications from a given province, region or community and the percentage of funding awarded.



LEGEND

- x.x% ◀ Total Grant Funding (\$)
- x.x% ◀ Grant Applications

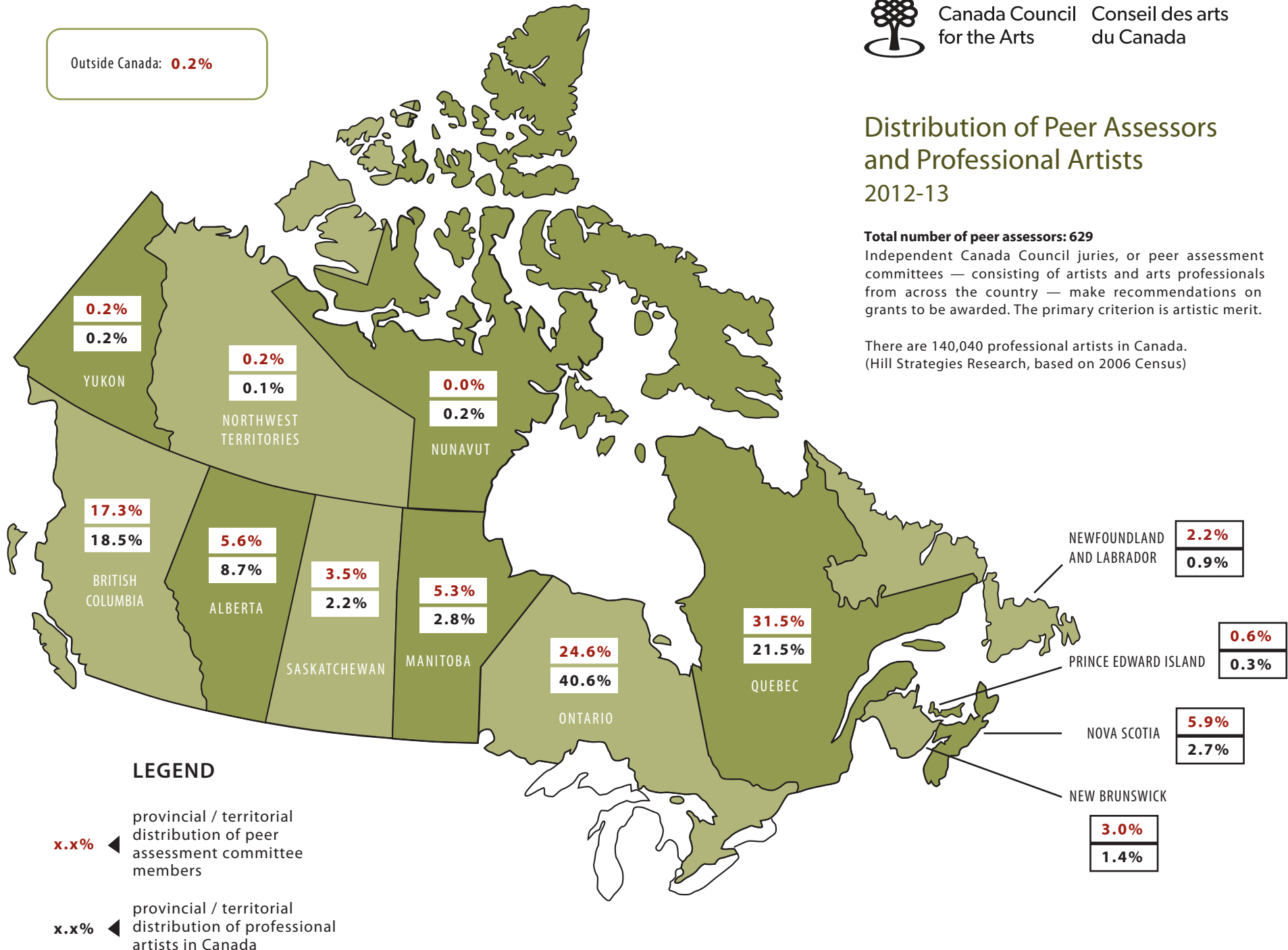


Distribution of Peer Assessors and Professional Artists 2012-13

Total number of peer assessors: 629

Independent Canada Council juries, or peer assessment committees — consisting of artists and arts professionals from across the country — make recommendations on grants to be awarded. The primary criterion is artistic merit.

There are 140,040 professional artists in Canada.
(Hill Strategies Research, based on 2006 Census)



LEGEND

x.x% ◀ provincial / territorial distribution of peer assessment committee members

x.x% ◀ provincial / territorial distribution of professional artists in Canada



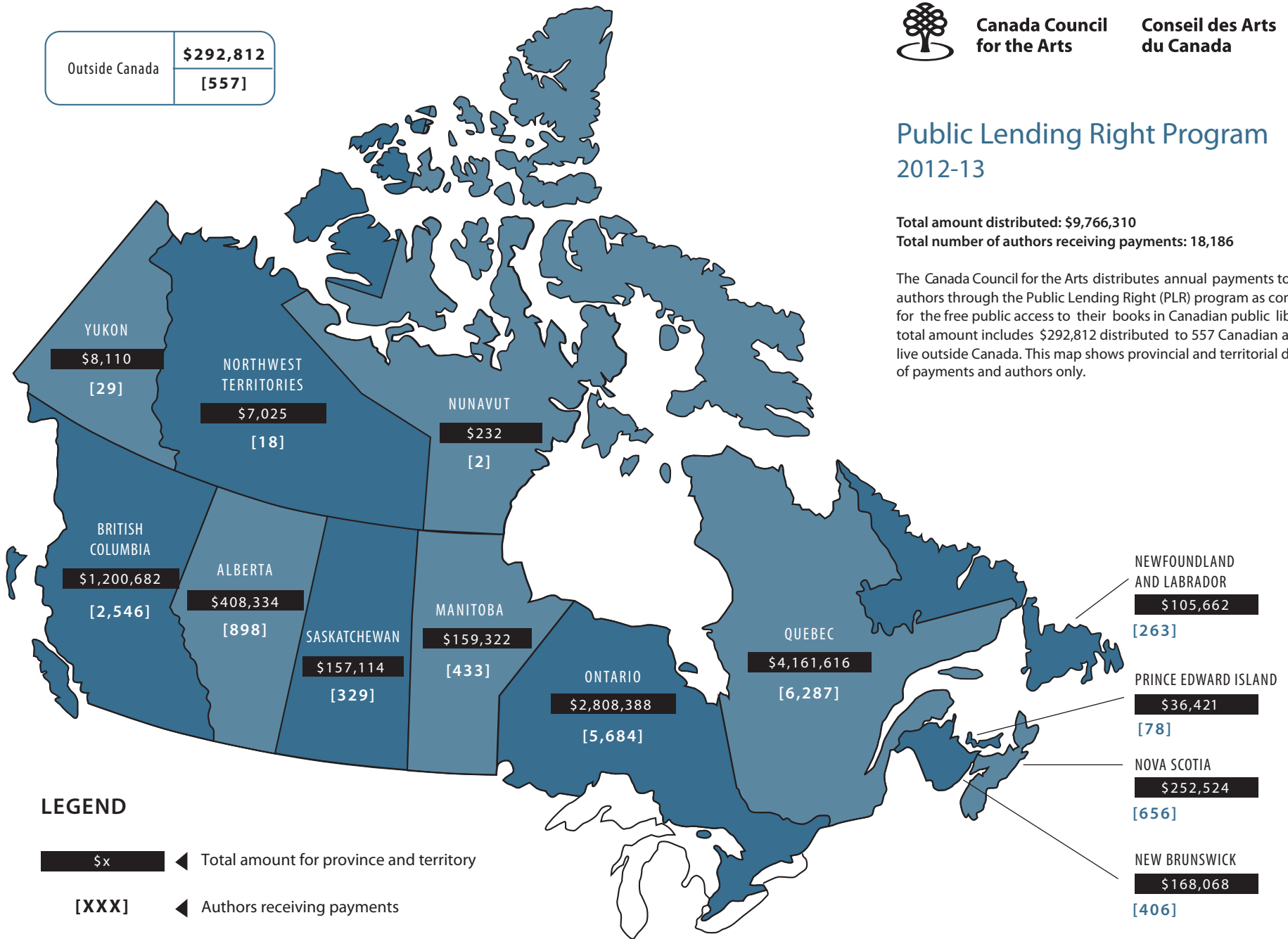
Canada Council
for the Arts

Conseil des Arts
du Canada

Public Lending Right Program 2012-13

Total amount distributed: \$9,766,310
Total number of authors receiving payments: 18,186

The Canada Council for the Arts distributes annual payments to Canadian authors through the Public Lending Right (PLR) program as compensation for the free public access to their books in Canadian public libraries. The total amount includes \$292,812 distributed to 557 Canadian authors who live outside Canada. This map shows provincial and territorial distribution of payments and authors only.



LEGEND

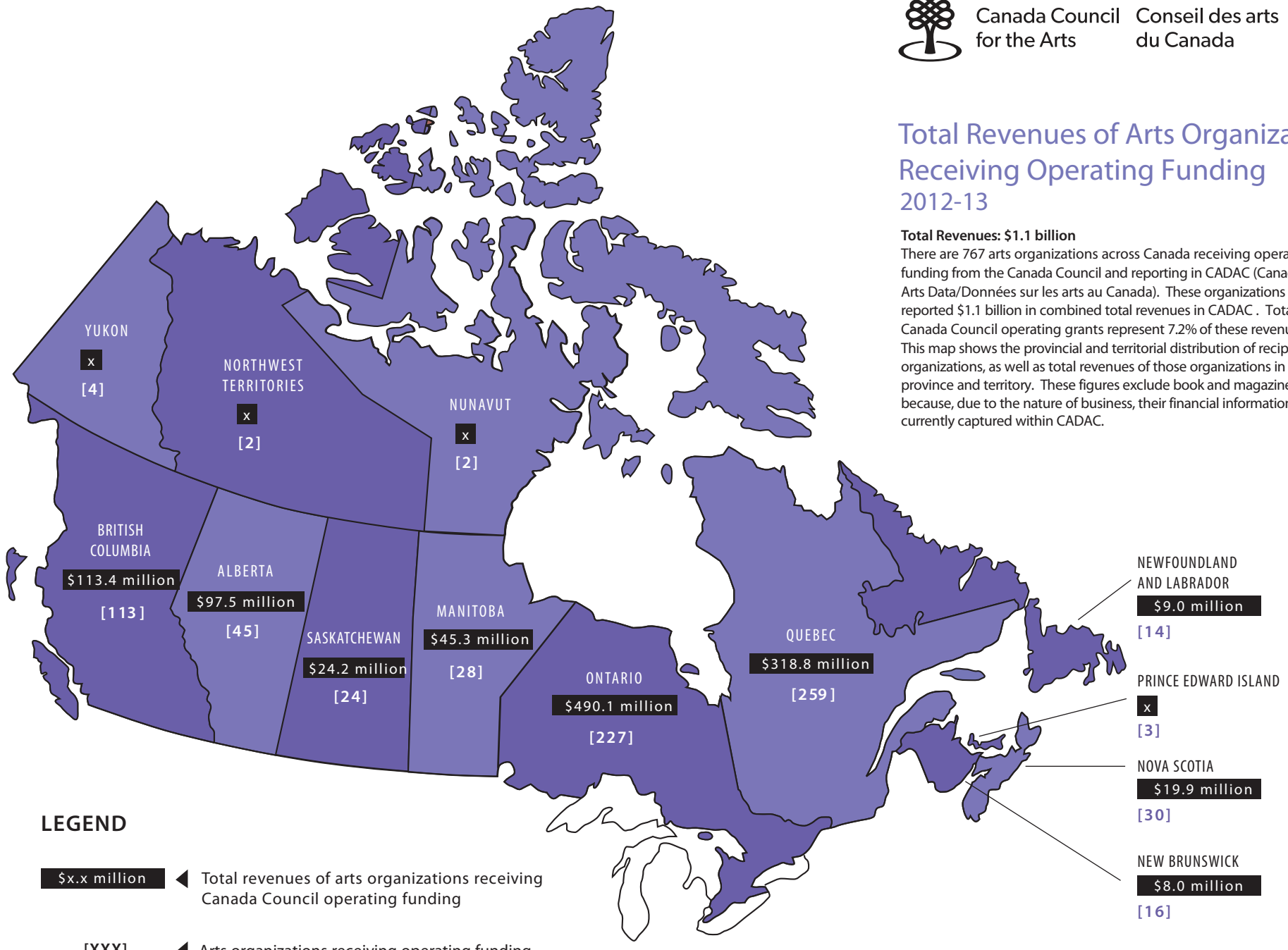
- \$x ◀ Total amount for province and territory
- [XXX] ◀ Authors receiving payments



Total Revenues of Arts Organizations Receiving Operating Funding 2012-13

Total Revenues: \$1.1 billion

There are 767 arts organizations across Canada receiving operating funding from the Canada Council and reporting in CADAC (Canadian Arts Data/Données sur les arts au Canada). These organizations have reported \$1.1 billion in combined total revenues in CADAC. Total Canada Council operating grants represent 7.2% of these revenues. This map shows the provincial and territorial distribution of recipient organizations, as well as total revenues of those organizations in each province and territory. These figures exclude book and magazine publishers because, due to the nature of business, their financial information is not currently captured within CADAC.



LEGEND

- \$x.x million ◀ Total revenues of arts organizations receiving Canada Council operating funding
- [XXX] ◀ Arts organizations receiving operating funding
- x ◀ Suppressed to meet confidentiality requirements

5.0 Support to artists and arts organizations in Canada's three largest Census Metropolitan Areas¹³

In 2012-13, the Canada Council for the arts awarded grants, prizes and Public Lending Right payments to artists and arts organizations 1,918 large and small communities throughout Canada. This section highlights grants to Canada's the three largest Census Metropolitan Areas (CMAs): Toronto, Montreal and Vancouver.

It should be noted, these CMAs reflect geographic boundaries defined by Statistics Canada. These CMAs include multiple smaller communities that are reported separately elsewhere in this publication. Support to these CMAs was calculated differently than in the 2011-12 edition of this publication; therefore, any comparison between these two documents would not necessarily be accurate.¹⁴

Census metropolitan area of Toronto

- 39% of Ontario's artists reside in Toronto (22,265, who spent more time at their art than any other occupation in May 2006), compared with 20% of the province's overall labour force. Among Ontario cities, artists' average earnings are highest in Toronto (\$30,700), but are 30% less than the average of other local workers.
- The arts occupations that are most strongly concentrated in Toronto are the actors and producers occupation groups (65% and 61%, respectively), followed by the conductors, composers and arrangers occupation group (50%).
- In 2012, Toronto had a population of 5.9 million.
- Artists and arts organizations in Toronto received over \$37.2 million in Canada Council grants in 2012-13; this represents 77.2% of total grants to Ontario (\$48.1 million). In addition, 2,727 Toronto authors received \$1.7 million in payments through the Public Lending Right Program in 2011-12.
- The Canada Council received a total of 3,707 eligible applications from Toronto in 2012-13. These applications accounted for approximately 78.0% of all eligible applications from Ontario.
- In 2012-13, the majority of grant funds awarded to Toronto were directed to arts organizations: 449 arts organizations received a total of \$31.6 million in grants, while 504 artists were awarded a total of \$5.6 million.
- In terms of artistic disciplines, music received the highest amount of funding in Toronto totalling \$8.7 million (23.5% of total funding to Toronto). Toronto music organizations that received Canada Council support included, for example, the Canadian Music Centre, Canadian Opera Company, the Toronto Symphony Orchestra and Tapestry New Opera Works.

¹³ Sources :

Hill Strategies Research Inc. "Artists in Large Canadian Cities Based on the 2006 Census," *Statistic Insights on the Arts*, Vol. 8 No. 1, September 2009, <<http://hillstrategies.com/content/artists-large-canadian-cities-1>>

Statistics Canada: Canada's National Statistical Agency. "Population of census metropolitan areas," February 2013, <<http://www.statcan.gc.ca/tables-tableaux/sum-som/l01/cst01/demo05a-eng.htm>>.

¹⁴ In 2012-13, Canada Council grants by CMA were identified using the Postal Code Conversion File (PCCF).

Census metropolitan area of Montreal

- 36% of Quebec's artists reside in Montreal (13,425, who spent more time at their art than any other occupation in May 2006), compared with 14% of the province's overall labour force. The average earnings of Montreal's artists (\$25,000) are 21% less than the average of other local workers.
- The arts occupations that are most strongly concentrated in Montreal are the actors and producers occupation groups (55% and 50%, respectively), followed by the dancers, conductors, other performers and writers occupation groups (ranging from 37% to 39%).
- In 2012, Montreal had a population of 4.0 million.
- Artists and arts organizations in Montreal received \$35.1 million in Canada Council grants in 2012-13; this represents 78.3% of total grants to Quebec (\$44.9 million). In addition, 3,638 Montreal authors received \$2.8 million in payments through the Public Lending Right Program in 2012-13.
- The Canada Council received a total of 3,663 eligible applications from Montreal in 2012-13. These applications accounted for approximately 78.6% of all eligible applications from Quebec.
- In 2012-13, the majority of grant funds awarded to Montreal were directed to arts organizations: 498 arts organizations received a total of \$29.5 million in grants, while 503 artists were awarded a total of \$5.6 million.
- In terms of artistic disciplines, theatre received the highest amount of funding in Montreal totalling \$6.7 million (18.9% of total funding to Montreal). Montreal theatre organizations that received Canada Council support included Centaur Theatre Company, Théâtre du Nouveau Monde, productions Ondinnok, and Black Theatre Workshop.

Census metropolitan area of Vancouver

- 31% of B.C.'s artists reside in Vancouver (8,155, who spent more time at their art than any other occupation in May 2006), compared with 15% of the province's overall labour force. The average earnings of Vancouver artists (\$27,100) are 29% less than the average of other local workers.
- The arts occupations that are most strongly concentrated in Vancouver are the actors and producers occupation groups (52% of all actors and producers in B.C. reside in Vancouver), followed by conductors, composers and arrangers (45%).
- In 2012, Vancouver had a population of 2.5 million.
- Artists and arts organizations in Vancouver received \$18.4 million in Canada Council grants in 2012-13; this represents 92.1% of total grants to British Columbia (\$20.0 million). In addition, over 1,206 Vancouver authors received \$720,018 in payments through the Public Lending Right Program in 2012-13.

- The Canada Council received a total of 1,829 eligible applications from Vancouver in 2012-13. These applications accounted for approximately 76.0% of all eligible applications from British Columbia.
- In 2012-13, the majority of grant funds awarded to Vancouver were directed to arts organizations: 228 arts organizations received a total of \$16.1 million in grants, while 238 artists were awarded a total of \$2.3 million.
- In terms of artistic disciplines, visual arts received the highest amount of funding in Vancouver totalling \$4.3 million (23.5% of total funding to Vancouver). Vancouver visual arts organizations that received Canada Council support included, for example, the Vancouver Arts Gallery, Grunt Gallery, and Western Front Society.

6.0 Support to Aboriginal artists and arts organizations¹⁵

For almost two decades the Canada Council for the Arts has been providing dedicated granting programs for Aboriginal (First Nations, Inuit and Métis) artists and arts organizations that address issues of creation, production and broader dissemination across all disciplines. It has developed strong advisory resources and a growing body of peer assessors within the Aboriginal community. This investment has shown significant outcomes, including growing participation, growing professionalism and a more solid presentation and marketing infrastructure.

In 2012-13 the Canada Council provided an estimated \$5.9 million in funding to Aboriginal artists and arts organizations. This is probably a low estimate, as many Aboriginal artists choose not to self-identify when applying for grants through non-dedicated programs.

An estimated 108 Aboriginal arts organizations received Canada Council funding in this fiscal year. They are listed below.

Table 1: Aboriginal arts organizations that received grants from the Canada Council in 2012-13¹⁶

Name	Community
Aboriginal Arts Office	
7666209 Canada Inc.	GATINEAU, QC
7th Generation Image Makers	TORONTO, ON
A Circumpolar Soundscape*	WHITEHORSE, YT
Aboriginal Curatorial Collective	COURTRIGHT, ON
Aboriginal Gathering Place Collective	VANCOUVER, BC
Aboriginal Music Manitoba Inc.*	WINNIPEG, MB
Adäka Cultural Society	WHITEHORSE, YT
Alberta Aboriginal Arts*	EDMONTON, AB
Artial : Art et Social	MONTREAL, QC
Biindigaate Indigenous Film Festival	THUNDER BAY, ON
Blackfoot Medicine Speaks Society	CALGARY, AB
Blueberry River Youth In Action	BUICK CREEK, BC
Centre for Indigenous Theatre	TORONTO, ON
Circadia Indigena*	GATINEAU, QC
Constant Arts Society	VANCOUVER, BC
Corporation Wapikoni mobile*	OUTREMONT, QC
Dancers of Damelahamid*	WEST VANCOUVER, BC
Danse Lara Kramer*	MONTREAL, QC
First Peoples' Heritage, Language and Culture Council	BRENTWOOD BAY, BC
Fondation Diane Robertson	MASHTEUIATSH, QC
Full Circle: First Nations Performance*	VANCOUVER, BC
Georgina Arts Centre & Gallery	SUTTON WEST, ON
Haida Gwaii Museum Society	QUEEN CHARLOTTE, BC
Haida Heritage and Repatriation Society	MASSET, BC
ImagineNative Film & Media Arts Festival*	TORONTO, ON
Indigenous Culture & Media Innovations	MOOSE FACTORY, ON
Indigenous Performing Arts Alliance*	TORONTO, ON
Inuvialuit Regional Corporation	INUVIK, NT
Kaha:wi Dance Theatre*	TORONTO, ON
Kegedonce Press*	WIARTON, ON
Kitikmeot Heritage Society*	CAMBRIDGE BAY, NU
La Maison des cultures nomades*	OUTREMONT, QC
Making Treaty 7 Project	CALGARY, AB
Membertou 55 - Plus Society	SYDNEY, NS
National Indigenous Media Arts Coalition	WINNIPEG, MB
Native Earth Performing Arts*	TORONTO, ON
Native Women in the Arts	TORONTO, ON

¹⁵ As a result of changes in methodology, figures in this section are not necessarily comparable to figures in previous years publications.

¹⁶ Organizations that received funding from more than one section have been indicated by an asterisk.

Name	Community
Nomad: Collective	OAKVILLE, ON
North Coast Indigenous Weavers	PRINCE RUPERT, BC
Nunavut Arts & Crafts Association	IQALUIT, NU
Oméigwessi Ensemble	WINNIPEG, MB
Onishka Productions*	MONTREAL, QC
Productions Ondinnok inc.*	MONTREAL, QC
Raven Spirit Dance Society*	VANCOUVER, BC
Red Diva Projects*	TORONTO, BC
Sacred Fire Productions	MONTREAL, QC
Saskatchewan Native Theatre Company Inc.*	SASKATOON, SK
Secwepemc Nation Youth Network	CHASE, BC
Seitcher Family Cultural Group/Society	PORT ALBERNI, BC
Signal Theatre*	AURORA, ON
Tewekan Vision	ODANAK, QC
The Association for Native Development in the Performing & Visual Arts	TORONTO, ON
The Gitksan Wet'suwet'en Education Society	HAZELTON, BC
The Ottawa Inuit Children's Centre	VANIER, ON
The Savage Society*	NEW WESTMINSTER, BC
Ucwalmicw Centre Society	LILLOOET, BC
Urban Shaman Inc.*	WINNIPEG, MB
Wemindji Traditional Skills Group Inc.	WEMINDJI, QC
White Buffalo Road Healing Lodge Inc.	NOBEL, ON
Audience & Market Development Office	
A Tribe Called Red*	OTTAWA, ON
Akpik Theatre*	YELLOWKNIFE, NT
Alberta Aboriginal Arts*	EDMONTON, AB
Full Circle: First Nations Performance*	VANCOUVER, BC
Gwaandak Theatre Society*	WHITEHORSE, YT
ImagineNative Film & Media Arts Festival*	TORONTO, ON
Red Sky Performance*	TORONTO, ON
Silk Road Music	BURNABY, BC
Dance	
Aboriginal Arts Program*	BANFF, AB
Circadia Indigena*	GATINEAU, QC
Compagni V'ni Dansi Society	VANCOUVER, BC
Dancers of Damelahamid*	WEST VANCOUVER, BC
Danse Lara Kramer*	MONTREAL, QC
Indigenous Performance Initiatives	PETERBOROUGH, ON
Kaha:wi Dance Theatre*	TORONTO, ON
Prairie Thunder Arts	PEGUIS, MB
Raven Spirit Dance Society*	VANCOUVER, BC
Red Sky Performance*	TORONTO, ON
Signal Theatre*	AURORA, ON
Inter-Arts Office	
Artcirq	IGLOOLIK, NU
Full Circle: First Nations Performance*	VANCOUVER, BC
Great Northern Arts Festival	INUVIK, NT
Terres en vues, société pour la diffusion de la culture autochtone	MONTREAL, QC
The Indigenous Peoples Artist Collective Inc.	PRINCE ALBERT, SK
Media Arts	
Corporation Wapikoni mobile*	SAINT-LAURENT, QC
Images on the Archipelago Film Festival Society	QUEEN CHARLOTTE, BC
ImagineNative Film & Media Arts Festival*	TORONTO, ON
Nunavut Independent TV Network (NITV)	IGLOOLIK, NU
Sâkêwêwak First Nations Artists' Collective Inc.*	REGINA, SK
Urban Shaman Inc.*	WINNIPEG, MB
Winnipeg Aboriginal Film & Video Festival Inc.	WINNIPEG, MB
Music	
A Circumpolar Soundscape*	WHITEHORSE, YT
A Tribe Called Red*	OTTAWA, ON
Aboriginal Arts Program*	BANFF, AB
Aboriginal Experiences Arts and Culture	OTTAWA, ON
Aboriginal Music Manitoba Inc.*	WINNIPEG, MB
Beyond the Pale	NORTH YORK, ON

Name	Community
Corporation Wapikoni mobile*	OUTREMONT, QC
Digging Roots	BARRIE, ON
ImagineNative Film & Media Arts Festival*	TORONTO, ON
Iskwé	TORONTO, ON
John Arcand Fiddle Fest Inc.	SASKATOON, SK
La Maison des cultures nomades*	OUTREMONT, QC
Metis Music Ensemble	TORONTO, ON
Raven Spirit Dance Society*	VANCOUVER, BC
Red Slam Collective	TORONTO, ON
Samian	LASALLE, QC
Sun and Moon Visionaries Aboriginal Artisans Society	EDMONTON, AB
Theatre	
Aanmitaagzi Story Makers	NORTH BAY, ON
Agokwe Collective	TORONTO, ON
Akpik Theatre*	YELLOWKNIFE, NT
Alberta Aboriginal Arts*	EDMONTON, AB
Debajehmujig Theatre Group	WIKWEMIKONG, ON
Gwaandak Theatre Society*	WHITEHORSE, YT
Indigenous Performing Arts Alliance*	TORONTO, ON
Mazinaw Rocks Production	PETERBOROUGH, ON
Native Earth Performing Arts*	TORONTO, ON
Onishka Productions*	MONTREAL, QC
Presentation House Cultural Society	NORTH VANCOUVER, BC
Productions Ondinnok inc.*	MONTREAL, QC
Red Diva Projects*	TORONTO, ON
Red Sky Performance*	TORONTO, ON
Saskatchewan Native Theatre Company Inc.*	SASKATOON, SK
Signal Theatre*	AURORA, ON
Signal Theatre, Inc.*	AURORA, ON
The Chocolate Woman Collective	TORONTO, ON
The Savage Society*	NEW WESTMINSTER, BC
Urban Ink Production Society	VANCOUVER, BC
Visual Arts	
Boite Rouge vif	CHICOUTIMI, QC
Ngystle Society	QUEEN CHARLOTTE, BC
Open Sky Creative Society	FORT SIMPSON, NT
Sâkêwêwak First Nations Artists' Collective Inc.*	REGINA, SK
Tribe, A Centre for evolving Aboriginal Media, Visual & Performing Inc	SASKATOON, SK
Urban Shaman Inc.*	WINNIPEG, MB
Woodland Cultural Centre	BRANTFORD, ON
Writing and Publishing	
En'owkin Centre	PENTICTON, BC
Eschia Books Inc.	EDMONTON, AB
ikkwenyes - Dare to Do - Poetry Collective	VICTORIA, BC
Inhabit Media Inc.	IQALUIT, NU
Kegeponce Press*	WIARTON, ON
Kitikmeot Heritage Society*	CAMBRIDGE BAY, NU
Kwahiatonhk!	WENDAKE, QC
Les Éditions Hannenorak	WENDAKE, QC
MAAIIINGAN productions	TORONTO, ON
Okanagan Language Authority	PENTICTON, BC
Pemmican Publications Inc.	WINNIPEG, MB
Theytus Books Ltd	PENTICTON, BC
Vancouver Island University, Cowichan Campus	DUNCAN, BC

7.0 Support to culturally diverse artists and arts organizations¹⁷

Cultural diversity is a well of artistic vitality, and the Canada Council for the Arts has been highly successful in supporting the practices of individual culturally diverse artists (artists of African, Asian, Latin American, Middle Eastern or mixed racial descent) through its regular and dedicated programs. In some sectors (notably world music and literary writing) Canadian achievement has been internationally recognized. The Council has offered dedicated capacity-building support to culturally diverse arts organizations for the past decade. Outcomes include greater organizational stability, more effective management, revenue diversification and higher visibility and profile.

In 2012-13 the Canada Council provided an estimated \$9.2 million in funding to culturally diverse artists and arts organizations. This is probably a low estimate, as many culturally diverse artists choose not to self-identify when applying for grants through non-dedicated programs.

An estimated 134 culturally diverse arts organizations received Canada Council funding in this fiscal year. They are listed below.

Table 2: Culturally diverse arts organizations that received grants from the Canada Council in 2012-13¹⁸

Name	Community
Audience & Market Development Office	
Aluna Theatre*	TORONTO, ON
Caravan World Rhythms Society	VANCOUVER, BC
Compagnie Danse Nyata Nyata*	MONTREAL, QC
Compagnie Destins Croisés*	MONTREAL, QC
Dance Immersion*	TORONTO, ON
Danse Danse Inc.*	MONTREAL, QC
Diane Kadota Arts Management	VANCOUVER, BC
Dr. Zoo	LETHBRIDGE, AB
Festival interculturel du conte de Montréal	MONTREAL, QC
Global Visions Film Festival	EDMONTON, AB
H'SAO*	MONTREAL, QC
Infinitus	RICHMOND, BC
Kobo Town	TORONTO, ON
Little Pear Garden Collective*	THORNHILL, ON
LIVE Biennale of Performance Art Society*	VANCOUVER, BC
Musique Multi-Montréal	MONTREAL, QC
Newworld Theatre Society*	VANCOUVER, BC
Prismatic Arts Society*	HALIFAX, NS
Productions Yari	SAINT-GABRIEL-DE-BRANDON, QC
Red Snow Collective	TORONTO, ON
Silk Road Music	BURNABY, BC
Sinha Danse*	MONTREAL, QC
Southern Currents Film and Video Collective*	YORK, ON
Spence Gallery	TORONTO, ON
Tiger Princess Dance Projects*	TORONTO, ON
Toronto Reel Asian International Film Festival*	TORONTO, ON
Transatlantique Danse Imédia*	MONTREAL, QC
Dance	
Battery Opera Performing Arts Society	VANCOUVER, BC
BboYizm	GATINEAU, QC
CanAsian Dance Festival*	TORONTO, ON

¹⁷ As a result of changes in methodology, figures in this section are not necessarily comparable to figures in previous years' publications.

¹⁸ Organizations that received funding from more than one section have been indicated by an asterisk.

Name	Community
Co. ERASGA*	VANCOUVER, BC
Collective Of Black Artists	TORONTO, ON
Compagnie Danse Nyata Nyata*	MONTREAL, QC
Compagnie Destins Croisés*	MONTREAL, QC
Company Erasga Dance Society*	VANCOUVER, BC
Dance Immersion*	TORONTO, ON
Danse Carpe Diem	MONTREAL, QC
Danse Danse Inc.*	MONTREAL, QC
Dreamwalker Dance Company	TORONTO, ON
Fujiwara Dance Inventions*	TORONTO, ON
inDance*	TORONTO, ON
Indian Martial & Performance Art Collective of Toronto	TORONTO, ON
Kokoro Dance	VANCOUVER, BC
Korean Dance Studies Society of Canada*	NORTH YORK, ON
Little Pear Garden Collective*	THORNHILL, ON
Menaka Thakkar Dance Company	NORTH YORK, ON
Mile Zero Dance Society	EDMONTON, AB
NAfro Dance Productions*	WINNIPEG, MB
New Performance Works Society	VANCOUVER, BC
Sampradaya Dance Creations	MISSISSAUGA, ON
Sashar Zarif Dance Theatre	THORNHILL, ON
Sinha Danse*	MONTREAL, QC
Tiger Princess Dance Projects*	TORONTO, ON
Transatlantique Danse Imédia*	MONTREAL, QC
Tribal Crackling Wind for the Arts*	TORONTO, ON
Wen Wei Dance Society	VANCOUVER, BC
Yayoi Theatre Movement Society	VANCOUVER, BC
Zata Omm Dance Projects	EAST YORK, ON
Equity Office	
African Stages Association of British Columbia	SURREY, BC
AfriCan Theatre Ensemble	NORTH YORK, ON
Afrikadey! Arts & Culture Society of Calgary	CALGARY, AB
Alameda Theatre Company*	TORONTO, ON
Aluna Theatre*	TORONTO, ON
Asian Arts Freedom School	TORONTO, ON
Ballet Creole	TORONTO, ON
BC Chinese Music Ensemble*	VANCOUVER, BC
CanAsian Dance Festival*	TORONTO, ON
Carlos Bulosan Theatre	TORONTO, ON
Ciné-Asie Film Institute	MONTREAL, QC
Company Erasga Dance Society*	VANCOUVER, BC
Cultural Pluralism in the arts Movement Ontario	TORONTO, ON
Dance Immersion*	TORONTO, ON
E-Fagia Visual and Media Arts Organization	TORONTO, ON
fu-Gen Theatre Company*	TORONTO, ON
Gendai Gallery*	TORONTO, ON
inDance*	TORONTO, ON
Kala Nidhi Fine Arts of Canada	TORONTO, ON
Korean Dance Studies Society of Canada*	NORTH YORK, ON
Les Indisciplinaires*	MONTREAL, QC
Little Pear Garden Collective*	MARKHAM, ON
Maple Tree Literary Supplement*	OTTAWA, ON
Mémoire d'encrier inc.*	MONTREAL, QC
NAfro Dance Productions*	WINNIPEG, MB
New Harlem Productions*	YORK, ON
OktoEcho*	MONTREAL, QC
On the Cutting Edge Production Society	VANCOUVER, BC
On The Cutting Edge Productions Society	VANCOUVER, BC
Orchid Ensemble	VANCOUVER, BC
Productions Kalabanté	MONTREAL, QC
Puente Theatre Society*	VICTORIA, BC
Red Chamber*	VANCOUVER, BC
Regent Park Film Festival Inc.*	TORONTO, ON
RicePaper Magazine*	VANCOUVER, BC
The Multicultural Theatre Space*	KITCHENER, ON
Théâtre de l'Urd*	QUÉBEC, QC
Tiger Princess Dance Projects*	TORONTO, ON

Name	Community
Tribal Crackling Wind for the Arts*	TORONTO, ON
Vancouver Inter-Cultural Orchestra*	VANCOUVER, BC
Inter-Arts Office	
Alchimies, Créations et Cultures	MONTREAL, QC
Éditions du CIDIHCA	MONTREAL, QC
Eventual Ashes	TORONTO, ON
Foreign Ghosts Society Inc.	MONTREAL, QC
Jumblies Theatre*	TORONTO, ON
MAI (Montréal, arts interculturels)	MONTREAL, QC
Miscellaneous Productions Society	VANCOUVER, BC
Powell Street Festival Society	VANCOUVER, BC
Prismatic Arts Society*	HALIFAX, NS
South Asian Arts Society	VANCOUVER, BC
Media Arts	
Off-Centre Collective	HALIFAX, NS
Regent Park Film Festival Inc.*	TORONTO, ON
Southern Currents Film and Video Collective*	TORONTO, ON
Toronto Reel Asian International Film Festival*	TORONTO, ON
Vancouver Latin American Film Festival	VANCOUVER, BC
Vues d'Afrique	MONTREAL, QC
Music	
BC Chinese Music Ensemble*	VANCOUVER, BC
Constantinople	MONTREAL, QC
Ensemble Made In Canada	TORONTO, ON
Fujiwara Dance Inventions*	TORONTO, ON
Gotta Lago Project	MONTREAL, QC
H'SAO*	MONTREAL, QC
Khac Chi - Sounds of Vietnam	VANCOUVER, BC
Luis Mario Ochoa Quintet	YORK, ON
Nagata Shachu	SCARBOROUGH, ON
Nathaniel Dett Chorale	TORONTO, ON
Nomadic Massive	VERDUN, QC
OktoEcho*	MONTREAL, QC
Red Chamber*	VANCOUVER, BC
TRAQUEN'ART	MONTREAL, QC
Vancouver Cantonese Opera	SURREY, BC
Vancouver Inter-Cultural Orchestra*	VANCOUVER, BC
Theatre	
Alameda Theatre Company*	TORONTO, ON
Aluna Theatre*	TORONTO, ON
b current Performing Arts	TORONTO, ON
Black Theatre Workshop	MONTREAL, QC
Boca del Lupo Theatre Society	VANCOUVER, BC
Cahoots Theatre Company	TORONTO, ON
Concrete Theatre Society	EDMONTON, AB
fu-Gen Theatre Company*	TORONTO, ON
Jumblies Theatre*	TORONTO, ON
Les Indisciplinaires*	MONTREAL, QC
Modern Times Stage Players of Toronto	TORONTO, ON
New Harlem Productions*	TORONTO, ON
Newworld Theatre Society*	VANCOUVER, BC
Obsidian Theatre Company	TORONTO, ON
Odelah Creations	MONTREAL, QC
Onelight Theatre Society	HALIFAX, NS
Orange Noyée	MONTREAL, QC
Pangaea Arts Society	VANCOUVER, BC
Prismatic Arts Society*	HALIFAX, NS
Puente Theatre Society*	VICTORIA, BC
Teesri Duniya Theatre	MONTREAL, QC
The Multicultural Theatre Space*	KITCHENER, ON

Name	Community
Théâtre de l'Urd* Theatre Replacement Society Urban Ink Production Society Why Not Theatre	QUÉBEC, QC VANCOUVER, BC VANCOUVER, BC TORONTO, ON
Visual Arts	
A Space Gallery Galerie Lilian Rodriguez Gendai Gallery* Latin American Art Projects LIVE Biennale of Performance Art Society* Nikkei National Museum & Cultural Centre South Asian Visual Arts Collective Third Space Art Projects Vancouver International Centre for Contemporary Asian Art Wedge Curatorial Projects	TORONTO, ON MONTREAL, QC TORONTO, ON TORONTO, ON VANCOUVER, BC BURNABY, BC TORONTO, ON AJAX, ON VANCOUVER, BC TORONTO, ON
Writing and Publishing	
Alt.Theatre: Cultural Diversity and the Stage Arsenal Pulp Press Book Publishers Ltd. Arsenal Pulp Press Ltd. Black Dot Roots and Culture Collective Diaspora Dialogues Charitable Society Fuse Magazine Historic Joy Kogawa House Society Maple Tree Literary Supplement* Mémoire d'encrier inc.* Mile End Poets' Festival Montreal Serai RicePaper* TSAR Publications Word Iz Bond Spoken Word Artists' Collective Wordrhythm Productions	MONTREAL, QC VANCOUVER, BC VANCOUVER, BC BURNABY, BC TORONTO, ON TORONTO, ON VANCOUVER, BC OTTAWA, ON MONTREAL, QC MONTREAL, QC MONTREAL, QC VANCOUVER, BC TORONTO, ON HALIFAX, NS HALIFAX, NS

8.0 Support to artists and organizations from Deaf and disability arts sectors¹⁹

In 2010, the Canada Council for the Arts began the development of the ‘Expanding the Arts: Deaf and Disability Arts, Access and Equality Strategy’. This strategy identifies three main goals which include: 1) increasing access, support and participation in Canada Council programs; 2) recognizing, supporting and promoting Deaf and disability arts; and 3) encouraging the public engagement of Canadians who are Deaf and/or have a disability, in arts and culture. In November 2011, the Equity Office Capacity Building Initiative expanded to be responsive to these sectors.

The Canada Council for the Arts provided an estimated \$1.0 million in funding to artists and organizations from Deaf and disability arts sectors in 2012-13. It should be noted that this figure is likely underestimated as many artists who are Deaf or have disabilities may not self-identify on Canada Council grant application forms.

In 2012-13, the Canada Council for the Arts provided \$720,598 in funding to 21 Deaf and disability arts organizations listed below.

Table 3: Deaf and disability arts organizations that received grants from the Canada Council in 2012-13²⁰

Name	Community
Dance	
Corpuscule Danse*	MONTREAL, QC
Picasso Pro*	TORONTO, ON
Equity Office	
Abilities Arts Festival: A Celebration of Disability Arts and Culture*	TORONTO, ON
Arts and Disability Network Manitoba	WINNIPEG, MB
Canadian Cultural Society of the Deaf Inc.	TORONTO, ON
Corpuscule Danse*	MONTREAL, QC
Gallery Gachet*	VANCOUVER, BC
Joe Jack et John*	MONTREAL, QC
Keys to the Studio*	TORONTO, ON
Kickstart Disability Arts and Culture	VANCOUVER, BC
Le Bureau de l'APA	QUÉBEC, QC
Les Productions des Pieds des Mains*	MONTREAL, QC
Picasso Pro*	TORONTO, ON
Picture this...film festival	CALGARY, AB
Propeller Dance	OTTAWA, ON
Realwheels Society*	VANCOUVER, BC
SPill-Propagation	GATINEAU, QC
Stage Left*	CALGARY, AB
Theatre Terrific Society	VANCOUVER, BC
Toronto International Deaf Film and Arts Festival*	MISSISSAUGA, ON
Inter-Arts Office	
Abilities Arts Festival: A Celebration of Disability Arts and Culture*	TORONTO, ON
Folie/Culture	QUÉBEC, QC
Les Productions des Pieds des Mains*	MONTREAL, QC
Stage Left Productions Theatre Association*	CALGARY, AB

¹⁹ As a result of changes in methodology, figures in this section are not necessarily comparable to figures in previous years' publications.

²⁰ Organizations that received funding from more than one section have been indicated by an asterisk.

Name	Community
Media Arts	
Abilities Arts Festival: A Celebration of Disability Arts and Culture* The Movie Monday Society Toronto International Deaf Film and Arts Festival* Workman Theatre Project of Ontario Inc.	TORONTO, ON VICTORIA, BC MISSISSAUGA, ON TORONTO, ON
Music	
Keys to the Studio*	TORONTO, ON
Theatre	
Joe Jack et John* Realwheels Society*	MONTREAL, QC VANCOUVER, BC
Visual Arts	
Gallery Gachet*	VANCOUVER, BC

9.0 Support to arts organizations and artists producing or creating work for young audiences²¹

The Canada Council for the Arts provided an estimated \$10.5 million in funding to arts organizations and artists producing or creating work for young audiences. This figure includes funding to both arts organizations with a young audience mandate as well as to arts organizations which target some performances, exhibitions or other activity to young audiences (only a percentage of funding to these latter arts organizations is included in the figure above – usually an estimated 5% to 10% of the grant).

In 2012-13, the Canada Council provided funding to 114 arts organizations with a young audience mandate listed below.

Table 4: Young audience arts organizations that received grants from the Canada Council in 2012-13²²

Name	Community
Aboriginal Arts Office	
7th Generation Image Makers	TORONTO, ON
Kegedonce Press*	WIARTON, ON
Audience & Market Development Office	
Bluff Productions Inc.*	LAVAL, QC
Bouge de là inc.*	MONTREAL, QC
Buzz Cuivres Farfelus	MONTREAL, QC
Ça s'en vient!!!*	MONTREAL, QC
Calgary International Children's Festival	CALGARY, AB
Carrousel international du film de Rimouski	RIMOUSKI, QC
Carrousel, compagnie de théâtre*	MONTREAL, QC
Dynamo Théâtre*	MONTREAL, QC
Faustwork Mask Theatre	TORONTO, ON
Green Thumb Theatre*	VANCOUVER, BC
International Board on Books for Young People (IBBY)	TORONTO, ON
KBAM! Kevin Bruce Arts Management	VANCOUVER, BC
Kids' Entertainment	TORONTO, ON
Le Moulin à Musique*	MONTREAL, QC
Les Incompletes*	QUÉBEC, QC
Northern Saskatchewan International Children's Festival	SASKATOON, SK
Petits Bonheurs	MONTREAL, QC
Prologue to the Performing Arts	TORONTO, ON
Reel to Real: A Celebration of Moving Images for Youth Society*	VANCOUVER, BC
Roseneath Theatre Company*	TORONTO, ON
Sursaut Compagnie de danse*	SHERBROOKE, QC
Théâtre de L'Aubergine	QUÉBEC, QC
Théâtre de L'Oeil Inc.*	MONTREAL, QC
Théâtre de Quartier*	MONTREAL, QC
Théâtre des Confettis inc.*	QUÉBEC, QC
Théâtre du Gros Mécano*	QUÉBEC, QC
Théâtre Ébouriffé*	MONTREAL, QC
Théâtre Tout à Trac*	DEUX-MONTAGNES, QC
Vancouver International Children's Festival Society*	VANCOUVER, BC
Dance	
Bouge de là inc.*	MONTREAL, QC
Indian Martial & Performance Art Collective of Toronto	TORONTO, ON
Sursaut Compagnie de danse*	SHERBROOKE, QC

²¹ As a result of changes in methodology, figures in this section are not necessarily comparable to figures in previous years' publications.

²² Organizations that received funding from more than one section have been indicated by an asterisk.

Name	Community
Endowments & Prizes	
Éditions de la courte échelle inc.*	MONTREAL, QC
Éditions du Boréal*	MONTREAL, QC
Éditions Triptyque*	MONTREAL, QC
Kids Can Press Ltd.*	TORONTO, ON
Tundra Books	TORONTO, ON
Inter-Arts Office	
Ça s'en vient!!!*	MONTREAL, QC
Miscellaneous Productions Society	VANCOUVER, BC
Runaway Moon Theatre	GRINDROD, BC
Vancouver International Children's Festival Society*	VANCOUVER, BC
Winnipeg International Children's Festival Inc.	WINNIPEG, MB
Media Arts	
Reel to Real: A Celebration of Moving Images for Youth Society*	VANCOUVER, BC
Sketch working arts*	TORONTO, ON
Music	
Arsenal à musique	MONT-ROYAL, QC
ArtStarts in Schools	VANCOUVER, BC
Fanfare PourPour	MONTREAL, QC
Jeunesses musicales du Canada	MONTREAL, QC
Moulin à Musique*	MONTREAL, QC
Sketch working arts*	TORONTO, ON
Theatre	
Axis Theatre Company	VANCOUVER, BC
Bluff Productions Inc.*	LAVAL, QC
Carousel Players	ST CATHARINES, ON
Carousel Theatre Company	VANCOUVER, BC
Carrusel, compagnie de théâtre*	MONTREAL, QC
Children's Peace Theatre	EAST YORK, ON
Concrete Theatre Society	EDMONTON, AB
Coopérative de Théâtre l'Escaouette	MONCTON, NB
Dynamo Théâtre*	MONTREAL, QC
Festival international de théâtre jeunes public du Québec (1992) inc.	MONTREAL, QC
Geordie Productions Inc.	MONTREAL, QC
Green Thumb Theatre*	VANCOUVER, BC
Halifax Theatre for Young People	HANTSPOUR, NS
L'Arrière Scène, centre dramatique pour l'enfance et la jeunesse	BELOEIL, QC
L'illusion, Théâtre de marionnettes	MONTREAL, QC
Les Incompletes*	QUÉBEC, QC
Manitoba Theatre for Young People	WINNIPEG, MB
Mathieu, François et les autres	MONTREAL, QC
Mermaid Theatre of Nova Scotia	WINDSOR, NS
Northern Alberta International Children Festival	ST. ALBERT, AB
Paprika Theatre Festival	TORONTO, ON
Petit Théâtre de Sherbrooke Inc.	SHERBROOKE, QC
Productions Les Gros Beccs	QUÉBEC, QC
Project: Humanity Inc.	TORONTO, ON
Quest Theatre Society	CALGARY, AB
Roseneath Theatre Company*	TORONTO, ON
Samsara Théâtre	MONTREAL, QC
Shakespeare in Action	TORONTO, ON
Theatre Beyond Words	NIAGARA-ON-THE-LAKE, ON
Théâtre Bouches Décousues	MONTREAL, QC
Théâtre de l'Avant-Pays	MONTREAL, QC
Théâtre de L'Oeil Inc.*	MONTREAL, QC
Théâtre de la Vieille 17	OTTAWA, ON
Théâtre de Quartier*	MONTREAL, QC
Théâtre des Confettis inc.*	QUÉBEC, QC

Name	Community
Théâtre des Confettis*	QUÉBEC, QC
Théâtre des Petites Âmes	MONTREAL, QC
Theatre Direct Canada	TORONTO, ON
Théâtre du Gros Mécano*	QUÉBEC, QC
Théâtre Ébouriffé*	MONTREAL, QC
Théâtre Le Clou	MONTREAL, QC
Théâtre Les Amis de Chiffon Inc.	CHICOUTIMI, QC
Théâtre Motus	LONGUEUIL, QC
Théâtre Tout à Trac*	DEUX-MONTAGNES, QC
Vancouver International Children's Festival Society*	VANCOUVER, BC
Wonderbolt Productions Inc.	ST. JOHN'S, NL
Young Peoples Theatre	TORONTO, ON
Youthatre Inc.	MONTREAL, QC

Visual Arts

Art City Inc.	WINNIPEG, MB
---------------	--------------

Writing and Publishing

Annick Press Ltd.	TORONTO, ON
Association des écrivains québécois pour la jeunesse	MONTREAL, QC
Bayard Canada Livres Inc.	MONTREAL, QC
Bouton d'or Acadie	MONCTON, NB
Breakwater Books Ltd.	ST. JOHN'S, NL
Claremont Review	VICTORIA, BC
Communication-Jeunesse	MONTREAL, QC
Conundrum Press	WOLFVILLE, NS
Éditions de l'Isatis Inc.	MONTREAL, QC
Éditions de la courte échelle inc.*	MONTREAL, QC
Éditions du Boréal*	MONTREAL, QC
Éditions du soleil de minuit	SAINT DAMIEN DE BRANDON, QC
Éditions Foulire	CHARLESBOURG, QC
Éditions Héritage Inc.	SAINT-LAMBERT, QC
Éditions Imagine inc.	MONTREAL, QC
Éditions Les 400 Coups Inc.	MONTREAL, QC
Éditions Michel Quintin Inc.	WATERLOO, QC
Éditions Pierre Tisseyre Inc.	ROSEMÈRE, QC
Éditions Triptyque*	MONTREAL, QC
Grande Prairie Children's Literature Roundtable	GRANDE PRAIRIE, AB
Groundwood Books Ltd.	TORONTO, ON
Hackmatack Children's Choice Book Award & Society	HALIFAX, NS
Idélire	VANCOUVER, BC
Inter. art actuel	QUÉBEC, QC
Kegedonce Press*	WIARTON, ON
Kids Can Press Ltd.*	TORONTO, ON
La Fête du livre et de la lecture de Longueuil	LONGUEUIL, QC
Lis avec moi	LAVAL-DES-RAPIDES, QC
Lurelu	MONTREAL, QC
Milton's Book Festival for Children	MILTON, ON
Orca Book Publishers Ltd.	VICTORIA, BC
Owlkids Books Inc.	TORONTO, ON
Pemmican Publications Inc.	WINNIPEG, MB
Revue Alibis	LÉVIS, QC
Simply Read Books Inc.	VANCOUVER, BC
Soulières Éditeur	SAINT-LAMBERT, QC
Telling Tales, A Family Festival of Stories	ROCKTON, ON
The Canadian Children's Book Centre	TORONTO, ON
Tradewind Books Ltd.	VANCOUVER, BC

10.0 Detailed tables of Canada Council funding

Parliamentary appropriation and arts funding, 1957-58 to 2012-13

- Over the past 56 years, Canada Council arts funding totalled \$6.1 billion while its parliamentary appropriation totalled \$6.4 billion, both expressed in 2012-13 dollars.

Table 5: Parliamentary appropriation and Canada Council arts funding, 1957-58 to 2012-13 ²³				
Fiscal year	Parliamentary appropriation ²⁴		Canada Council arts funding ²⁵	
	Current dollars	2012-13 dollars ²⁶	Current dollars	2012-13 dollars
1957-58 ²⁷	\$749,000	\$6,159,007
1958-59	1,435,000	11,489,441
1959-60	1,263,000	10,046,216
1960-61	1,397,000	10,968,703
1961-62	1,406,000	10,898,739
1962-63	1,478,000	11,312,742
1963-64	1,424,000	10,764,025
1964-65	1,475,000	10,945,579
1965-66 ²⁸	\$1,933,000	\$14,002,744	3,374,000	24,441,417
1966-67	3,108,000	21,613,920	4,297,000	29,882,566
1967-68	6,637,000	44,625,575	7,039,000	47,328,525
1968-69	7,479,000	48,414,590	8,689,000	56,247,410
1969-70	8,492,000	52,460,731	9,412,000	58,144,183
1970-71	8,831,000	52,942,498	10,269,000	61,563,414
1971-72	10,513,000	61,216,847	12,069,000	70,277,383
1972-73	14,326,000	79,610,694	15,239,000	84,684,306
1973-74	17,323,000	89,330,894	18,986,000	97,906,619
1974-75	20,447,000	94,977,095	22,411,000	104,099,950
1975-76	30,181,000	126,656,128	31,062,000	130,353,290
1976-77	32,620,000	127,648,039	33,205,000	129,937,251
1977-78	37,537,000	135,959,908	37,815,000	136,966,830
1978-79	39,152,000	130,185,749	41,074,000	136,576,661
1979-80	41,116,000	125,095,430	41,795,000	127,161,288
1980-81	44,647,000	123,489,543	43,693,000	120,850,866
1981-82	52,941,000	130,159,994	51,557,000	126,757,311
1982-83	59,883,000	132,746,104	60,754,000	134,676,900
1983-84	65,581,000	137,370,184	65,502,000	137,204,706
1984-85	72,614,000	145,827,125	70,108,000	140,794,449
1985-86	74,244,000	143,420,552	69,257,000	133,786,935
1986-87	85,311,000	158,267,511	84,088,000	155,998,622
1987-88	96,895,000	172,147,759	82,545,000	146,652,942
1988-89	93,251,000	159,391,105	93,337,000	159,538,103
1989-90	103,503,000	168,399,934	94,681,000	154,046,493
1990-91	104,054,000	161,522,599	95,604,000	148,405,699
1991-92	105,493,000	155,054,325	96,322,000	141,574,727
1992-93	108,215,000	156,782,923	98,076,000	142,093,443
1993-94	99,335,000	141,227,447	89,702,000	127,531,932
1994-95	98,362,000	139,680,926	86,479,000	122,806,235
1995-96	97,946,000	136,073,381	84,300,000	117,115,411

Fiscal year	Current dollars	2012-13 dollars	Current dollars	2012-13 dollars
1996-97 ²⁹	91,093,000	124,702,116	84,694,000	115,942,180
1997-98 ³⁰	113,968,000	153,428,159	101,655,000	136,851,919
1998-99 ³¹	116,169,000	154,849,587	111,757,000	148,968,531
1999-00	116,584,000	152,726,295	111,044,000	145,468,835
2000-01 ³²	127,431,000	162,561,349	113,795,000	145,166,158
2001-02 ³³	151,776,000	188,866,454	133,347,000	165,933,844
2002-03 ³⁴	153,707,000	187,061,419	139,065,000	169,242,105
2003-04 ³⁵	155,604,000	184,212,128	134,815,000	159,601,026
2004-05 ³⁶	152,111,000	176,809,061	130,051,000	151,167,208
2005-06 ³⁷	151,683,000	172,521,693	129,491,000	147,280,885
2006-07 ³⁸	172,507,000	192,429,898	149,990,000	167,312,401
2007-08 ³⁹	182,507,000	199,202,708	161,904,000	176,714,949
2008-09 ⁴⁰	182,242,000	194,380,819	158,270,000	168,812,086
2009-10 ⁴¹	183,122,000	194,807,233	158,390,000	168,497,054
2010-11 ⁴²	181,277,000	189,368,334	154,532,000	161,429,566
2011-12 ⁴³	180,958,000	183,674,634	157,304,000	159,665,528
2012-13 ⁴⁴	181,180,000	181,180,000	153,397,000	153,397,000
TOTAL	\$4,235,889,000	\$6,377,904,141	\$3,856,869,000	\$6,076,044,591
	... not applicable	... not available		

²³ The figures are reflecting the mandate of the Canada Council for the Arts in 2012-13. Therefore, the amounts for Social Sciences and Humanities programs that were part of the Canada Council from 1957-58 until 1977-78 are excluded.

Sources:

Parliamentary Appropriation: Canada Council for the Arts, Annual Reports – Finances section, 1957-58 to 2012-13.

Arts Funding: from 1957-58 until 1981-82: L. Mailhot, B. Melançon, *Le Conseil des arts du Canada*, 1957-82, Léméac, 1982, p.67; for 1982-83 and 1983-84: Canada Council for the Arts, 1983-84 *Annual Report*; from 1984-85 until 1993-94: Canada Council for the Arts, Annual Reports – Finances section; from 1994-95 until 2008-09: Canada Council for the Arts, Annual Reports.

²⁴ The Parliamentary Appropriation is the main source of revenue of the Canada Council for the Arts. It provides for the funding of different arts programs and prizes, the National Commission for UNESCO, art purchases for the Art Bank (created in 1972) and payments to authors through the Public Lending Right Program (created in 1986). The Parliamentary Appropriation is not used for Special Funds like the Killam or Molson Prizes.

²⁵ The Arts Funding includes grants to artists and art organizations through different programs, art purchases for the Art Bank and payments to authors through the Public Lending Right Program. It also includes Canada Council for the Arts' Prizes, like the Jules Léger Prize for New Chamber Music and the Governor General's Awards and Prizes in Literature, Performing Arts, Architecture, Visual and Media Arts. Arts Funding does not include Special Funds like the Killam or Molson Prizes.

²⁶ The Statistics Canada Consumer Price Index, historical summary tables were used for the conversion of Current Dollars into 2012-13 Dollars. <<http://www40.statcan.ca/01/cst01/econ46a.htm>>.

²⁷ In 1957, the Government of Canada received 100 million dollars from the death duties of Sir James Hamet Dunn (Bathurst, New Brunswick, 1874 – St. Andrews, New Brunswick, 1956) and Izaak Walton Killam (Yarmouth, Nova Scotia, 1885 – Grand-Cascapédia, Québec, 1955), and invested \$50 million (\$365 million – 2006-07 dollars) in an Endowment Fund and \$50 million in a University Capital Grants Fund. Those investments made possible the creation of the Canada Council for the Arts. As stated in the *Canada Council Act*, the mandate of the Canada Council for the Arts is to foster and promote the study and enjoyment of, and the production or works in, the arts, humanities and social sciences. From 1957-58 until 1964-65, there was no parliamentary appropriation. The interest and dividends earned from the Endowment Fund were the main source of revenue that made possible Arts Funding.

²⁸ From 1965-66 until 1977-78, the amount of the Parliamentary Appropriation shown in the table reflects the portion for the Arts programs and the National Commission for UNESCO. That portion is established on the percentage of the expenses for both and the expenses for the Social Sciences and Humanities programs as reported in the Annual Reports of those fiscal years. Below, for each fiscal year, are the percentages of the expenses for the Arts programs and the National Commission for UNESCO.

1965-66 : 55.60%	1969-70 : 35.83%	1973-74 : 47.43%	1977-78 : 56.84%
1966-67 : 44.74%	1970-71 : 36.49%	1974-75 : 50.04%	
1967-68 : 39.27%	1971-72 : 39.96%	1975-76 : 55.16%	
1968-69 : 36.34%	1972-73 : 44.57%	1976-77 : 54.68%	

²⁹ The 1996-97 Parliamentary Appropriation drop reflects a \$3.1 million transfer from the Canada Council for the Arts for funding of the National Theatre School and the National Ballet School.

³⁰ 1997-98 Parliamentary Appropriation includes a \$25 million annual addition that begins this year.

³¹ For the Parliamentary Appropriation, a total of \$10 million in one-time funding was received (\$4 million in 1998-99, \$4 million in 1999-2000 and \$2 million in 2000-01) to fund special Millennium projects through the Millennium Arts Fund. The Millennium Arts Fund provided \$10 million in grants over two years (1998-99 and 1999-2000). A small portion (about \$602,000) was disbursed as additional grants in 2000-01.

³² 2000-01 Parliamentary Appropriation includes a \$10 million annual addition that begins this year and \$600,000 for PICLO (Partenariat interministériel avec les communautés de langue officielle).

³³ 2001-02 Parliamentary Appropriation includes \$25 million supplementary appropriation announced in May 2001, \$900,000 for PICLO and \$295,000 for IPOLC (Interdepartmental Partnership with Official Language Communities).

³⁴ 2002-03 Parliamentary Appropriation includes \$25 million supplementary appropriation, \$900,000 for PICLO and \$500,000 for IPOLC.

³⁵ 2003-04 Parliamentary Appropriation includes \$25 million supplementary appropriation, \$1,119,000 for Terminus 1525, \$580,000 for Dance Presenters, \$500,000 for IPOLC, \$450,000 for PICLO, \$1 million for Equipment Acquisition Assistance for Media Arts Production Organizations, and \$50,000 for the Creator Rights Alliance.

³⁶ 2004-05 Parliamentary Appropriation includes \$25 million supplementary appropriation, \$600,000 for Terminus 1525, \$300,000 for the Sound Recording Development program, \$500,000 for IPOLC, \$450,000 for PICLO, \$230,000 for CITF (Commission internationale du théâtre francophone), and \$200,000 for the SPARK initiative (also contribution of \$1.5M to the reallocation initiative).

³⁷ 2005-06 Parliamentary Appropriation includes \$25 million supplementary appropriation and a portion of \$2,500,000 for Capacity Building Initiative (also contribution of \$1.5M to the reallocation initiative).

³⁸ The Parliamentary Appropriation for 2006-07 includes a supplement of \$20 million; it is preliminary and subject to revision.

³⁹ The Parliamentary Appropriation for 2007-08 includes a supplement of \$30 million.

⁴⁰ The Parliamentary Appropriation for 2008-09 includes supplements of \$500,000 for the UNESCO International Fund for Cultural Diversity, \$800,000 for PICLO/IPOLC, and \$250,000 for Sound Recording Development program.

⁴¹ The Parliamentary Appropriation for 2009-10 includes a supplement of \$750,000 for the implementation of the new National Translation Program for Book Publishing and an retroactive adjustment of \$1.5M for compensation adjustment.

⁴² The Parliamentary Appropriation for 2010-11 was reduced by \$1,356,000 as a result of the transfer of resources to other partners for the management of the Canada Music Fund Program. Furthermore, the appropriation figure includes a fiscal restraint reduction of \$185,968 as well as a supplement of \$127,000 for the Commission internationale du théâtre francophone (CITF).

⁴³ The Parliamentary Appropriation for 2011-12 was reduced by \$959,500 in relation to the National Translation Program for Book Publishing. Furthermore, the appropriation figure includes supplements of \$127,000 for the Commission internationale du théâtre francophone (CITF) and \$50,000 for the Qualitative Enquiry on Arts Presentation being conducted by the Canadian Arts Presenting Association (CAPACOA).

⁴⁴ The Parliamentary Appropriation for 2012-13 was reduced by \$687,848 in relation to the National Translation Program for Book Publishing. Furthermore, the appropriation figure includes supplements of \$127,000 for the Commission internationale du théâtre francophone (CITF) and a \$20,000 transfer to Canadian Heritage to jointly support a series of three statistical research reports on the arts in Canada.

**Table 6: Canada Council for the Arts grants by province and territory, 2012-13:⁴⁵
Comparison with population, artists, grant applications and peer assessment committee members**

	Canada Council grant \$ 2012-13	% of grants (Canada)	Population 2012 ('000s) ⁴⁶	% of population	Number of artists 2006 ⁴⁷	% of artists	Total grant applications 2012-13	% of total grant appl's (Canada)	Peer assessors 2012-13 ⁴⁸	% of Peer assessors (Canada)
Newfoundland and Labrador	\$1,422,025	1.01%	512.7	1.47%	1,200	0.86%	142	1.00%	14	2.23%
Prince Edward Island	\$287,315	0.21%	146.1	0.42%	470	0.34%	50	0.35%	4	0.64%
Nova Scotia	\$4,454,787	3.18%	948.7	2.72%	3,735	2.67%	416	2.93%	37	5.89%
New Brunswick	\$1,987,725	1.42%	756.0	2.17%	1,900	1.36%	202	1.42%	19	3.03%
Québec	\$44,867,457	32.01%	8,054.8	23.09%	30,170	21.54%	4,659	32.87%	198	31.53%
Ontario	\$48,149,336	34.36%	13,505.9	38.72%	56,860	40.60%	4,750	33.51%	155	24.68%
Manitoba	\$6,552,656	4.68%	1,267.0	3.63%	3,920	2.80%	441	3.11%	33	5.25%
Saskatchewan	\$3,169,420	2.26%	1,080.0	3.10%	3,045	2.17%	230	1.62%	22	3.50%
Alberta	\$8,411,987	6.00%	3,873.7	11.11%	12,160	8.68%	765	5.40%	35	5.57%
British Columbia	\$19,972,350	14.25%	4,622.6	13.25%	25,890	18.49%	2,406	16.97%	109	17.36%
Yukon	\$380,981	0.27%	36.1	0.10%	210	0.15%	60	0.42%	1	0.16%
Northwest Territories	\$179,000	0.13%	43.3	0.12%	180	0.13%	31	0.22%	1	0.16%
Nunavut	\$310,125	0.22%	33.7	0.10%	250	0.18%	24	0.17%	0	0.00%
TOTAL (excl. international)	\$140,145,164	100.00%	34,880.6	100.0%	140,040	100.00%	14,176	100.00%	628	100.00%
Other (international)	\$1,550,289	551	..	1	..
TOTAL (incl. international)	\$141,695,453	14,727	..	629	..

⁴⁵ All Canada Council grant figures exclude Art Bank purchases, special funds, PLR and UNESCO.

⁴⁶ Statistics Canada: Canada's National Statistical Agency. "Population by year, by province and territory" September 2012, <<http://www.statcan.gc.ca/tables-tableaux/sum-som/01/cst01/demo02a-eng.htm>>.

⁴⁷ Hill Strategies Research Inc. "Artists in Canada's Provinces and Territories Based on the 2006 Census," *Statistic Insights on the Arts*, Vol.7 No. 5, March 2009, <<http://www.hillstrategies.com/content/artists-canada%E2%80%99s-provinces-and-territories->>

⁴⁸ Excludes external assessors and staff

Table 7: Five-year breakdown of grants by discipline
2007-08 to 2012-13⁴⁹

	2008-09	2009-10	2010-11	2011-12	2012-13
Dance	\$18,754,529	\$18,304,752	\$18,625,326	\$18,528,171	\$18,475,256
Inter-Arts	\$3,121,957	\$2,520,305	\$2,563,955	\$2,655,745	\$2,623,800
Media Arts	\$14,243,196	\$14,299,240	\$13,419,401	\$16,684,332	\$14,774,607
Music	\$29,629,542	\$29,473,318	\$28,149,771	\$28,087,660	\$27,909,865
Theatre	\$26,968,075	\$26,583,041	\$26,823,304	\$26,646,459	\$26,520,109
Visual Arts	\$21,035,945	\$21,252,130	\$21,255,694	\$21,219,900	\$21,068,663
Writing and Publishing	\$23,717,419	\$24,574,977	\$24,237,315	\$24,241,918	\$24,343,737
Prizes and Other ⁵⁰	\$8,168,680	\$9,128,401	\$7,249,319	\$7,084,625	\$5,979,416
Grants Programs⁵¹	\$145,639,343	\$146,136,164	\$142,324,085	\$145,148,810	\$141,695,453
Public Lending Right Program	\$9,901,024	\$9,939,089	\$9,901,337	\$9,921,247	\$9,766,310
Art Bank Purchase Program	\$231,265	\$286,066	\$49,470	\$301,325	\$7,800
Canadian Commission for UNESCO	\$82,601	\$92,300	\$135,010	\$110,000	\$78,334
Special Funds ⁵²	\$2,415,955	\$2,219,590	\$2,127,214	\$2,217,549	\$1,911,645
TOTAL FUNDING OF THE CANADA COUNCIL FOR THE ARTS	\$158,270,188	\$158,673,209	\$154,537,116	\$157,698,931	\$153,459,542

⁴⁹ Total grants figures may not add due to rounding. Also, figures are compiled from a "live" system that reflects ongoing changes to the status of individual grants, including grant adjustments, grant cancellations and declined grants. As a result, grant totals on this table may vary slightly from grant totals appearing on other tables produced at an earlier or later date.

⁵⁰ "Other" includes the Audience and Market Development programs, the Aboriginal Arts Secretariat, the Equity Office, the 50th Anniversary program, and miscellaneous funding through the office of the Director of the Arts Division.

⁵¹ The total of Grants Programs excludes prizes awarded through special funds, such as the Molson Prize, Killam Prizes etc. and Public Lending Right payments. The Total Funding of the Canada Council for the Arts includes Special funds (see note 8 below) as well as Public Lending Right Payments.

⁵² Special Funds includes all endowed prizes, Killam Research Fellowships and Prizes and the Japan-Canada Fund.

Table 8: Five-year breakdown of grants by province and territory,
2007-08 to 2012-13

	2008-09	2009-10	2010-11	2011-12	2012-13
Newfoundland and Labrador	\$1,630,998	\$1,666,595	\$1,417,260	\$1,673,032	\$1,422,025
Prince Edward Island	\$305,375	\$379,245	\$353,890	\$382,940	\$287,315
Nova Scotia	\$3,900,798	\$4,304,427	\$4,146,649	\$4,284,225	\$4,454,787
New Brunswick	\$2,135,105	\$2,015,550	\$1,968,505	\$2,278,833	\$1,987,725
Québec	\$45,692,986	\$46,256,455	\$44,601,290	\$47,217,778	\$44,867,457
Ontario	\$48,244,065	\$47,778,321	\$48,021,070	\$47,050,063	\$48,149,336
Manitoba	\$6,335,847	\$6,568,630	\$6,322,559	\$6,757,213	\$6,552,656
Saskatchewan	\$3,526,524	\$3,536,871	\$3,533,388	\$3,335,929	\$3,169,420
Alberta	\$10,294,200	\$10,469,130	\$9,487,394	\$9,635,427	\$8,411,987
British Columbia	\$21,329,868	\$20,704,507	\$20,458,486	\$19,766,321	\$19,972,350
Yukon	\$511,427	\$524,510	\$399,280	\$479,225	\$380,981
Northwest Territories	\$204,105	\$197,365	\$299,160	\$303,642	\$179,000
Nunavut	\$236,470	\$457,500	\$281,500	\$403,930	\$310,125
Other ⁵³	\$1,291,575	\$1,277,058	\$1,103,654	\$1,580,252	\$1,550,289
Grants Programs	\$145,639,343	\$146,136,164	\$142,324,085	\$145,148,810	\$141,695,453

⁵³ Includes arts organizations and artists whose address is outside Canada, e.g. grant recipients under the International Translation Grants Program.

Table 9: Grants by Program and Province or Territory, 2012-13

UNIT	PROGRAM	NL	PE	NS	NB	QC	ON	MB	SK	AB	BC	YT	NT	NU	FOREIGN	TOTAL
	Aboriginal Arts Office			\$15,000		\$245,500	\$386,000	\$74,300	\$52,200	\$25,000	\$346,700	\$50,000	\$30,600	\$80,000		\$1,305,300
0354	Elder and Youth Legacy Program			15,000			59,000				52,000		19,600	20,000		165,600
0359	Artists and Community Collaboration Program (ACCP)						20,000	6,500	20,000		37,000					83,500
0362	Travel Grants for Aboriginal Collaborative Projects					1,500	19,000	2,500			13,000					36,000
0363	Capacity Building Program: Flying Eagle					22,400	28,000	4,000	2,200	20,000	14,700					91,300
0366	Aboriginal Peoples Collaborative Exchange: International					28,000	30,000	9,300			70,000	30,000	11,000			178,300
0367	Aboriginal Peoples Collaborative Exchange: National					58,600	35,000			5,000	20,000	20,000				138,600
0386	Capacity Building Program: Multi-Year Project Funding					110,000	170,000	40,000	30,000		90,000			60,000		500,000
0387	Capacity Building Program: Annual Project Funding					25,000	25,000	12,000			50,000					112,000
	Audience and Market Development	\$1,700	\$9,925	\$41,835	\$12,400	\$841,388	\$678,231	\$40,580	\$10,175	\$59,135	\$312,594	\$40,856	\$700	\$8,625	\$87,605	\$2,145,729
0337	The Flying Squad					7,100										7,100
0338	Grants to Agents, Managers and Artists' Representatives in the Performing Arts: Annual and Multi-year			12,795		350,845	252,000				125,500	20,000				761,140
0340	Audience and Market Development Travel Grants: Canada	1,700	3,925	9,150	10,000	76,280	156,410	28,285	10,175	27,995	63,335	9,856	700	8,625	2,085	408,521

UNIT	PROGRAM	NL	PE	NS	NB	QC	ON	MB	SK	AB	BC	YT	NT	NU	FOREIGN	TOTAL
0346	Audience and Market Development Travel Grants Program: International		6,000	19,890	2,400	407,163	269,821	12,295		31,140	123,759	10,980			85,520	968,968
Dance		\$78,000		\$216,915	\$125,400	\$6,766,789	\$6,198,725	\$1,452,566	\$23,000	\$782,000	\$2,730,361	\$1,200			\$100,300	\$18,475,256
2105	Travel Grants to Dance Professionals			1,150		17,579	27,116	2,600		18,824		1,200			2,300	70,769
2120	Creation/Production in Dance			50,000		4,533,000	4,356,500	1,125,000		630,000	1,166,700					11,861,200
2121	Artists and the Community Collaboration Program (ACCP)					18,000	45,000			15,000						78,000
2151	Dance Touring Grants			11,000	99,000	264,515	252,860	155,000			297,477					1,079,852
2155	Dance Touring Grants - International					485,315	142,280	88,000			75,000					790,595
2169	Dance Presentation Program	45,000		39,000	14,500	254,970	221,050		23,000	37,500	293,410					928,430
2170	Support Services to the Dance Milieu	7,000		55,000		397,500	529,000	9,000		49,000	277,000					1,323,500
2177	Annual Support to Aboriginal Peoples Dance Companies, Organizations and Collectives										185,000					185,000
2178	Aboriginal Peoples Production Project Grants in Dance					35,000	110,000	16,566								161,566
2180	The Dance Flying Squad: An Organizational Development Program			9,465	4,000	58,810	22,385				27,150					121,810
2203	Production Project Grants in Dance	26,000		40,000	7,900	434,400	352,700	50,000		52,000	220,500				43,000	1,226,500
2204	Grants to Aboriginal Dance Professionals						18,434				20,000					38,434
2206	Grants to Dance Professionals			11,300		177,700	116,400	9,000		10,900	99,300				10,000	434,600
2217	Dance On Screen Production Projects					90,000	5,000				35,000				45,000	175,000
Endowments and Prizes				\$50,000	\$25,000	\$350,500	\$365,175	\$34,000	\$1,000	\$29,000	\$76,000				\$77,000	\$1,007,675
8021	Jacqueline Lemieux Prize										6,000					6,000

UNIT	PROGRAM	NL	PE	NS	NB	QC	ON	MB	SK	AB	BC	YT	NT	NU	FOREIGN	TOTAL
8022	Peter Dwyer Scholarships (National Ballet School)						10,000									10,000
8084	Robert Fleming Prize					2,000										2,000
8085	Virginia Parker Award														25,000	25,000
8087	Jules Léger Prize for New Chamber Music					7,500	3,500									11,000
8088	Eckhardt-Gramatté National Music Competition							9,000								9,000
8090	National Competition for Amateur Choirs						3,675									3,675
8098	Michael Measures Prize						15,000									15,000
8131	Peter Dwyer Scholarships (National Theatre School)					10,000										10,000
8132	Governor General's Performing Arts Awards						150,000									150,000
8141	Saidye Bronfman Award									25,000						25,000
8142	Prix de Rome in Architecture						50,000				34,000					84,000
8143	Governor General's Awards in Visual and Media Arts			25,000		50,000	50,000	25,000								150,000
8161	Governor General's Literary Awards			25,000	25,000	229,000	43,000			3,000	29,000				52,000	406,000
8166	CBC Literary Prizes					31,000	19,000		1,000	1,000	7,000					59,000
8171	Governor General's Literary Awards - Publisher Promotion					21,000	21,000									42,000
Equity Office				\$4,000		\$241,900	\$758,140	\$47,500		\$72,750	\$396,422					\$1,520,712
0379	Capacity Building Initiative: Travel Grants			4,000		7,822	32,650	1,000			9,500					54,972
0382	Capacity Building Initiative - Multi-Year Grants					204,700	612,990	25,500		58,250	304,300					1,205,740
0383	Capacity Building Initiative - Project Grants					29,378	112,500	21,000		14,500	82,622					260,000

UNIT	PROGRAM	NL	PE	NS	NB	QC	ON	MB	SK	AB	BC	YT	NT	NU	FOREIGN	TOTAL
Inter-arts		\$1,000		\$47,500		\$1,532,750	\$366,350	\$21,000	\$99,700	\$74,500	\$395,800		\$18,700	\$65,000	\$1,500	\$2,623,800
2923	Travel Grants to Integrated Arts and Contemporary Circus Arts Professionals	1,000				19,750	22,550	1,000		3,500	15,000					64,300
2928	Visiting Foreign Artists Program					11,200	2,100									13,300
2931	The Flying Squad			4,000		26,400					16,000					46,400
2935	Integrated Arts and Contemporary Circus Art Program for Organizations: Dissemination, Support and Development Project and Annual Programming Grants					338,000	95,000			30,000	83,500					546,500
2936	Integrated Arts and Contemporary Circus Art Program for Organizations: Operating Grants					462,000			81,000	25,000	150,000			65,000		783,000
2938	Inter-Arts Office: Touring Grants to Artists and Organizations					157,000	20,200									177,200
2939	Inter-Arts Office: Project Grants to Organizations - Artists and Community Collaboration					47,000	21,000	20,000			20,000					108,000
2940	Inter-Arts Office: Project Grants to Organizations			17,500		244,900	84,000		18,700		59,800		18,700			443,600
2946	Inter-Arts Office: Grants to Artists					208,500	94,500			16,000	22,500					341,500
2947	Inter-Arts Office: Grants to Artists - Community Collaboration			26,000		18,000	27,000				29,000					100,000
Media Arts		\$207,500	\$59,340	\$525,280	\$163,925	\$4,712,359	\$5,328,979	\$778,870	\$327,195	\$782,552	\$1,620,212	\$63,145	\$25,000	\$65,000	\$115,250	\$14,774,607
3204	Grants to Film and Video Artists	60,000		145,000		1,360,700	1,239,000	137,800	37,000	201,900	259,000				78,000	3,518,400

UNIT	PROGRAM	NL	PE	NS	NB	QC	ON	MB	SK	AB	BC	YT	NT	NU	FOREIGN	TOTAL
3209	Grants to New Media and Audio Artists: New Media Residencies						59,000								26,000	85,000
3215	Grants to New Media and Audio Artists - Production Grants					364,000	297,000			49,000	25,000					735,000
3220	Grants to New Media and Audio Artists - Research Grants					40,000	85,000	20,000			9,000					154,000
3225	Travel Grants to Media Artists			6,850	1,000	73,250	99,500	3,000	4,500	11,500	44,000	2,000			11,250	256,850
3226	Visiting Foreign Artists Program			2,000		8,000	13,250	5,000		1,500						29,750
3240	Aboriginal Media Arts Program			20,000		120,000	132,000	60,000		40,000	65,000			15,000		452,000
3252	Artists and Community Collaboration Program (ACCP)			20,000	12,000	55,000	80,000			20,000	20,000					207,000
3305	The Flying Squad		2,500			22,200	40,000									64,700
3306	Grants to Media Arts Organizations: Multi-Year Operating	130,500	42,400	202,780	105,900	2,000,250	1,826,200	428,820	182,680	364,320	923,900	43,720	25,000	50,000		6,326,470
3307	Grants to Media Arts Organizations: Equipment Purchase	17,000	14,440	35,150	9,025	187,689	101,419	23,750	34,615	59,332	113,897					596,317
3308	Grants to Media Arts Organizations: Initiatives			63,750	36,000	135,950	1,084,425	75,000	41,400		50,350					1,486,875
3312	Project Grants to Media Arts Organizations, Groups and Collectives			29,750		345,320	272,185	25,500	27,000	35,000	110,065	17,425				862,245
Music		\$139,900	\$32,400	\$922,850	\$89,700	\$7,199,784	\$10,137,266	\$1,528,950	\$382,350	\$2,753,400	\$4,428,691	\$49,000	\$2,500		\$243,074	\$27,909,865
3350	Professional Choir Program	7,500		10,000		60,500	286,500	20,000		55,000	284,500					724,000
3360	New Music Program	45,000		38,200	14,000	674,400	954,100	45,000	15,000	26,400	385,600					2,197,700
3626	Artists and Community Collaboration Program (ACCP)					33,700	60,000			6,000	15,000					114,700

UNIT	PROGRAM	NL	PE	NS	NB	QC	ON	MB	SK	AB	BC	YT	NT	NU	FOREIGN	TOTAL
3643	Grants to Professional Musicians - Individuals			29,750	24,500	576,200	397,460	57,500	36,800	118,500	154,900				100,000	1,495,610
3672	Commissioning of Canadian Compositions	3,800		6,000		168,650	116,350	23,000		19,000	87,200				70,900	494,900
3673	Residencies for Composers and Conductors					64,000	96,000			60,000	3,900					223,900
3710	Travel Grants to Professional Musicians	1,000	1,000	7,000	5,500	43,250	55,250	1,500	1,500	5,400	29,000		2,500		9,991	162,891
3711	Music: Travel Grants					36,900	40,200	4,500		3,300	4,400				3,900	93,200
3725	Music: Production Grants		14,400	19,600		304,900	261,600	36,000		1,000	132,800	27,000				797,300
3730	Music: Grants to Professional Orchestras	76,600	17,000	663,400	45,700	3,299,760	3,610,100	989,000	292,000	1,601,700	1,879,000					12,474,260
3735	Professional Music Organizations Program			130,000		453,000	431,000	125,000			39,000					1,178,000
3740	Opera/New Opera Program			7,000		888,800	2,938,740	142,000	18,000	776,000	1,030,000					5,800,540
3754	Music Festival Travel Grants			2,400		39,600	46,800	8,400			12,700					109,900
3758	Visiting Foreign Artists Program					4,250	3,500				7,000					14,750
3763	Music: Touring Grants	6,000		6,500		461,814	750,001	41,400	3,300	42,900	340,710	22,000			58,283	1,732,908
3765	Aboriginal Peoples Music Program					57,000	42,500	28,000	15,000	35,000						177,500
3766	Aboriginal Peoples Travel Grants						5,500	3,500	750	700	4,981					15,431
3775	The Flying Squad: Music Organizational Assistance Program			3,000		33,060	41,665	4,150		2,500	18,000					102,375
Theatre		\$470,725	\$5,250	\$1,091,000	\$518,250	\$8,735,535	\$8,890,649	\$926,000	\$784,900	\$2,037,000	\$2,877,150	\$85,000	\$25,000		\$73,650	\$26,520,109
4540	Operating Grants to Professional Theatre Organizations	442,275		901,500	507,000	6,902,800	7,391,500	850,500	733,500	1,812,000	2,236,800	44,000				21,821,875
4545	Theatre Production Project Grants for Established Artists	7,000		54,000	8,000	326,000	251,000	25,000	12,000	45,000	93,500					821,500

UNIT	PROGRAM	NL	PE	NS	NB	QC	ON	MB	SK	AB	BC	YT	NT	NU	FOREIGN	TOTAL
4570	Grants to Theatre Artists			39,000		217,000	180,500	7,000		38,000	175,500					657,000
4573	Travel Grants to Theatre Artists		750	3,000	1,500	27,250	41,750	1,750	4,100	5,950	16,100		1,500		1,750	105,400
4582	Theatre Production Project Grants for Emerging Artists					163,000	176,000	8,500		12,500	52,000		12,000			424,000
4583	Artists and Community Collaboration Program in Theatre (ACCP)		4,500			50,000	95,000		15,000		48,000					212,500
4585	Developmental Support to Aboriginal Theatre Organizations					20,500	120,000			20,000		18,000	11,500			190,000
4600	Theatre Touring and Special Initiatives Program			48,500		319,500	420,500	30,000		51,500	105,000	22,000				997,000
4615	Travel Assistance for Theatre Artistic Directors, Administrators and Presenters	1,000		3,000	1,750	5,500	15,650	3,250	4,750	4,100	10,250	1,000				50,250
4620	The Flying Squad	15,000				61,535	14,000		4,000	5,000	54,000					153,535
4630	Theatre International Program	5,450		42,000		611,200	179,999			34,500	82,000					955,149
4650	Grants for the Translation of Canadian Theatre Works					12,750	4,750		11,550	6,450					36,550	72,050
4651	Visiting Foreign Artists Program					4,000				2,000	4,000					10,000
4655	Commission internationale du théâtre francophone (CITF)					14,500									35,350	49,850
Visual Arts		\$198,000	\$150,700	\$768,900	\$526,800	\$5,371,113	\$7,029,000	\$848,950	\$1,053,900	\$1,043,700	\$3,609,000	\$52,000	\$23,000	\$5,000	\$388,600	\$21,068,663
5526	Grants to Art Museums and Public Galleries	95,000	140,000	393,000	150,000	1,607,000	2,748,000	324,000	603,000	586,000	1,411,500	40,000				8,097,500
5528	Support to National Visual Arts Service Organizations				61,000	271,000	235,000									567,000
5540	Assistance to Artist-Run Centres	58,500		101,000	197,300	1,330,450	1,228,450	141,050	284,500	216,300	571,000		20,000			4,148,550

UNIT	PROGRAM	NL	PE	NS	NB	QC	ON	MB	SK	AB	BC	YT	NT	NU	FOREIGN	TOTAL
5625	Fine Craft: Grants to Artists and Curators	4,000		34,800		116,800	112,000	14,800			37,300					319,700
5660	Visual Arts: Project Grants to Curators and Critics					49,000	88,200	35,000			15,000					187,200
5731	Project Grants to Visual Artists	20,000		51,600	13,500	766,700	1,067,850	79,400	79,400	67,000	618,300		3,000		97,600	2,864,350
5732	Long-Term Grants to Visual Artists			80,000		320,000	240,000	40,000			240,000				280,000	1,200,000
5737	International Residencies Program in Visual Arts	16,500		23,500	21,000	44,500	65,500		21,000		96,500					288,500
5760	Travel Grants to Professionals in the Visual Arts		2,000	3,000	3,000	61,863	82,500	12,500	1,500	16,000	47,500	2,000		5,000	11,000	247,863
5781	Visual Arts: Acquisition Grants to Art Museums and Public Galleries		8,700	35,000	10,500	99,800	178,300	15,000	56,500	29,500	66,700					500,000
5782	Grants to Professional Canadian Contemporary Art Dealers			4,000		33,000	66,300				26,000					129,300
5804	Grants to Major International Exhibitions					366,000	329,000				40,000					735,000
5805	Project Grants for Organizations in the Visual Arts			10,000	70,500	196,500	237,800	49,200	8,000	69,900	147,600	10,000				799,500
5806	Visiting Foreign Artists Program			1,000		8,500	8,000	3,000			5,500					26,000
5807	Visual Arts: Artist and Community Collaboration Program					22,000	25,300	12,000			30,000					89,300
5825	Grants to Aboriginal Curators for Residencies in the Visual Arts						70,000	35,000								105,000
5828	Aboriginal Traditional Visual Art Forms Program for Individuals					20,000				40,000	105,000					165,000

UNIT	PROGRAM	NL	PE	NS	NB	QC	ON	MB	SK	AB	BC	YT	NT	NU	FOREIGN	TOTAL
5829	Aboriginal Traditional Visual Art Forms Program for Organizations					20,000					7,900					27,900
5830	Grants to Culturally Diverse Curators for Residencies in the Visual Arts				24,000						58,000					82,000
5841	Assistance to Practitioners, Critics and Curators of Architecture				58,300	20,000		5,000			67,700					151,000
5842	Assistance for the Promotion of Architecture	4,000		25,000	127,000		75,000		19,000							250,000
5845	The Flying Squad			7,000	37,500	18,000	8,000				17,500					88,000
Writing and Publishing		\$325,200	\$29,700	\$771,507	\$526,250	\$8,869,839	\$8,010,821	\$799,940	\$435,000	\$752,950	\$3,179,420	\$39,800	\$53,500	\$86,500	\$463,310	\$24,343,737
6025	Book Publishing Support - Emerging Publisher Grants				35,000	82,000			15,000		24,000					156,000
6030	Book Publishing Support - Block Grants	134,500	22,800	373,100	175,400	3,789,600	2,702,800	436,000	158,600	255,200	1,331,800			30,500		9,410,300
6035	Book Publishing Support - Translation Grants	1,900		13,900	39,300	794,700	231,000	26,200			95,500					1,202,500
6045	International Translation Grants														337,000	337,000
6046	Visiting Foreign Artists Program					12,000	2,000			1,500	1,000	2,000				18,500
6055	Book Publishing Support - Author Promotion Tours	3,100	1,100	10,000	10,600	113,900	90,400	16,100	3,100	7,300	55,500					311,100
6058	Book Publishing Support - Grants for Art Books			15,000		40,000					10,000					65,000
6075	Grants to Literary and Art Magazines	15,200		24,600	44,800	1,066,800	1,253,850	153,600	77,700	97,100	393,000					3,126,650
6091	Author Residencies	10,000		13,300	20,000		93,860	10,500	15,000	12,000	73,250					247,910
6093	Literary Readings	25,500	5,800	21,622	26,900	159,714	254,350	6,700	9,100	31,750	134,350	12,800	7,500			696,086
6133	Grants to Professional Writers - Creative Writing	112,000		117,000	113,000	1,205,000	1,191,000	85,000	27,000	136,000	621,200	25,000	24,000		115,000	3,771,200
6235	Travel Grants to Professional Writers			4,485	2,250	34,984	51,881		1,000	5,500	25,000				2,500	127,600

UNIT	PROGRAM	NL	PE	NS	NB	QC	ON	MB	SK	AB	BC	YT	NT	NU	FOREIGN	TOTAL
7550	The Duke and Duchess of York Prize in Photography						8,000									8,000
7575	Jean A. Chalmers Fund for the Crafts					5,000	15,000									20,000
7580	Joan Lowndes Award						3,500									3,500
7600	Joseph S. Stauffer Prizes					10,000		5,000								15,000
7625	Canada Council for the Arts Molson Prizes						100,000				100,000					200,000
7675	Victor Martyn Lynch-Staunton Awards					15,000	45,000			15,000	15,000				15,000	105,000
7676	John Hobday Awards in Arts Management						10,000									10,000
7700	Vida Peene Awards						9,035									9,035
7725	J.B.C. Watkins Award					5,000	10,000	5,000		5,000						25,000
7825	Ronald J. Thom Award for Early Design Achievement						10,000									10,000
7850	Canada-Japan Literary Award					10,000	10,000									20,000
7875	Jean-Marie Beaudet Award in Orchestra Conducting									1,000						1,000
7925	York Wilson Endowment Award					25,000										25,000
7926	Bernard Diamant Scholarship														5,000	5,000
7927	Walter Carsen Prize for Excellence in the Performing Arts						30,000									30,000
Grand Totals (including Art Bank Purchase Program, Public Lending Right Program, Canadian Commission for UNESCO and Special Funds)		\$1,527,687	\$323,736	\$4,712,311	\$2,158,793	\$49,390,323	\$52,123,169	\$6,734,578	\$3,326,534	\$9,113,321	\$21,300,516	\$389,091	\$186,025	\$310,357	\$1,863,101	\$153,459,542

Table 10: Number of Grants by Program and Province or Territory, 2012-13

UNIT	PROGRAM	NL	PE	NS	NB	QC	ON	MB	SK	AB	BC	YT	NT	NU	FOREIGN	TOTAL
	Aboriginal Arts Office			1		17	31	7	3	6	25	2	2	3		97
0354	Elder and Youth Legacy Program			1			3				3		1			9
0359	Artists and Community Collaboration Program (ACCP)						1	1	1		2					5
0362	Travel Grants for Aboriginal Collaborative Projects					1	8	1			7					17
0363	Capacity Building Program: Flying Eagle					6	7	1	1	5	4					24
0366	Aboriginal Peoples Collaborative Exchange: International					1	1	1			3		1			8
0367	Aboriginal Peoples Collaborative Exchange: National					4	3			1	1					10
0386	Capacity Building Program: Multi-Year Project Funding					4	7	2	1		3			2		19
0387	Capacity Building Program: Annual Project Funding					1	1	1			2					5
	Audience and Market Development	1	2	11	2	188	131	19	5	24	67	9	1	1	13	474
0337	The Flying Squad					2										2
0338	Grants to Agents, Managers and Artists' Representatives in the Performing Arts: Annual and Multi-year			1		18	11				5	1				36
0340	Audience and Market Development Travel Grants: Canada	1	1	4	1	42	40	14	5	16	26	5	1	1	1	158
0346	Audience and Market Development Travel Grants Program: International			1	1	126	80	5		8	36	3			12	278

UNIT	PROGRAM	NL	PE	NS	NB	QC	ON	MB	SK	AB	BC	YT	NT	NU	FOREIGN	TOTAL
8085	Virginia Parker Award														1	1
8087	Jules Léger Prize for New Chamber Music					1	1									2
8088	Eckhardt-Gramatté National Music Competition							1								1
8090	National Competition for Amateur Choirs						1									1
8098	Michael Measures Prize						1									1
8131	Peter Dwyer Scholarships (National Theatre School)					1										1
8132	Governor General's Performing Arts Awards						1									1
8141	Saidye Bronfman Award									1						1
8142	Prix de Rome in Architecture						1				1					2
8143	Governor General's Awards in Visual and Media Arts			1		2	2	1								6
8161	Governor General's Literary Awards			1	1	39	19			4	5				4	73
8166	CBC Literary Prizes					16	4		1	1	7					29
8171	Governor General's Literary Awards - Publisher Promotion					7	7									14
Equity Office				4	4	17	56	4		3	23					107
0379	Capacity Building Initiative: Travel Grants			4		4	24	1			7					40
0382	Capacity Building Initiative - Multi-Year Grants					10	26	2		2	13					53
0383	Capacity Building Initiative - Project Grants					3	6	1		1	3					14
Inter-arts		1		3		80	32	2	2	5	24		1	1	1	152
2923	Travel Grants to Integrated Arts and Contemporary Circus Arts Professionals	1				17	18	1		2	10					50
2928	Visiting Foreign Artists Program					6	1									7
2931	The Flying Squad			1		6	6				2					9

UNIT	PROGRAM	NL	PE	NS	NB	QC	ON	MB	SK	AB	BC	YT	NT	NU	FOREIGN	TOTAL
2935	Integrated Arts and Contemporary Circus Art Program for Organizations: Dissemination, Support and Development Project and Annual Programming Grants					5	1			1	2					9
2936	Integrated Arts and Contemporary Circus Art Program for Organizations: Operating Grants					9			1	1	3			1		15
2938	Inter-Arts Office: Touring Grants to Artists and Organizations					9	1									10
2939	Inter-Arts Office: Project Grants to Organizations - Artists and Community Collaboration					3	1	1			1					6
2940	Inter-Arts Office: Project Grants to Organizations			1		12	4		1		4		1			23
2946	Inter-Arts Office: Grants to Artists					12	5			1	1					19
2947	Inter-Arts Office: Grants to Artists - Artists and Community Collaboration			1		1	1				1					4
Media Arts		5	3	18	7	189	196	18	11	31	76	3	1	2	9	569
3204	Grants to Film and Video Artists	1		4		44	40	3	1	6	8				2	109
3209	Grants to New Media and Audio Artists: New Media Residencies						1								1	2
3215	Grants to New Media and Audio Artists - Production Grants					9	6			1	1					17
3220	Grants to New Media and Audio Artists - Research Grants					2	5	1			1					9

UNIT	PROGRAM	NL	PE	NS	NB	QC	ON	MB	SK	AB	BC	YT	NT	NU	FOREIGN	TOTAL
3225	Travel Grants to Media Artists			5	1	51	63	2	2	8	29	1			6	168
3226	Visiting Foreign Artists Program			1		4	6	2		1						14
3240	Aboriginal Media Arts Program			1		2	4	1		2	3			1		14
3252	Artists and Community Collaboration Program (ACCP)			1	1	3	4			1	1					11
3305	The Flying Squad		1			4	5									10
3306	Grants to Media Arts Organizations: Multi-Year Operating	3		2	3	32	28	5	4	6	14	1	1	1		101
3307	Grants to Media Arts Organizations: Equipment Purchase	1		2	1	16	11	2	2	5	10					51
3308	Grants to Media Arts Organizations: Initiatives			1	1	6	12	1	1		2					24
3312	Project Grants to Media Arts Organizations, Groups and Collectives			1		16	11	1	1	1	7	1				39
Music		6	3	22	8	289	295	38	11	44	154	3	1	1	38	912
3350	Professional Choir Program	1		1		3	12	1		2	8					28
3356	New Music Program	1		3	1	28	19	1	1	3	15					72
3626	Artists and Community Collaboration Program (ACCP)					3	5			2	1					11
3643	Grants to Professional Musicians - Individuals			4	3	58	44	6	3	10	18				9	155
3672	Commissioning of Canadian Compositions	1		1		30	18	5		3	14				14	86
3673	Residencies for Composers and Conductors					3	4			2	1					10
3710	Travel Grants to Professional Musicians	1	1	6	3	37	45	2	1	7	22		1		8	134
3711	Music: Travel Grants					13	11	2		2	3				2	33

UNIT	PROGRAM	NL	PE	NS	NB	QC	ON	MB	SK	AB	BC	YT	NT	NU	FOREIGN	TOTAL
3725	Music: Production Grants		1	1		27	21	2		1	11	2				66
3730	Music: Grants to Professional Orchestras	1	1	1	1	15	13	4	2	4	9					51
3735	Professional Music Organizations Program			1		11	13	2			2					29
3740	Opera/New Opera Program			1		3	11	1	1	2	6					25
3754	Music Festival Travel Grants			1		11	10	2			3					27
3758	Visiting Foreign Artists Program					4	2				4					10
3763	Music: Touring Grants	1		1		32	55	3	1	2	26	1			5	127
3765	Aboriginal Peoples Music Program					4	4	3	1	2						14
3766	Aboriginal Peoples Travel Grants						2	2	1	1	5					11
3775	The Flying Squad: Music Organizational Assistance Program			1		7	6	2		1	6					23
Theatre		12	2	33	8	277	236	21	24	54	122	5	3		22	819
4540	Operating Grants to Professional Theatre Organizations	5		11	3	64	49	6	6	16	23	1				184
4545	Theatre Production Project Grants for Established Artists	1		4	1	29	23	1	1	3	9					72
4570	Grants to Theatre Artists			3		22	15	1		5	18					64
4573	Travel Grants to Theatre Artists		1	4	1	29	50	3	5	8	18		1		2	122
4582	Theatre Production Project Grants for Emerging Artists					18	21	1		1	5		1			47
4583	Artists and Community Collaboration Program in Theatre (ACCP)		1			5	9		1		5					21
4585	Developmental Support to Aboriginal Theatre Organizations					1	6			1		1	1			10

UNIT	PROGRAM	NL	PE	NS	NB	QC	ON	MB	SK	AB	BC	YT	NT	NU	FOREIGN	TOTAL
4600	Theatre Touring and Special Initiatives Program			3		30	19	3		4	6	1				66
4615	Travel Assistance for Theatre Artistic Directors, Administrators and Presenters	1		5	3	10	23	6	6	7	16	2				79
4620	The Flying Squad	3				10	2		1	1	11					28
4630	Theatre International Program	2		3		46	16			3	7					77
4650	Grants for the Translation of Canadian Theatre Works					7	3		4	3					13	30
4651	Visiting Foreign Artists Program					4				2	4					10
4655	Commission internationale du théâtre francophone (CITF)					2									7	9
	Visual Arts	7	3	25	20	196	265	42	21	36	144	3	2	2	19	785
5526	Grants to Art Museums and Public Galleries	1	1	4	2	13	31	3	6	6	11	1				79
5528	Support to National Visual Arts Service Organizations				1	2	2									5
5540	Assistance to Artist-Run Centres	2		3	4	26	20	4	5	5	9		1			79
5625	Fine Craft: Grants to Artists and Curators	1		3		5	7	1			2					19
5660	Visual Arts: Project Grants to Curators and Critics					2	5	2			1					10
5731	Project Grants to Visual Artists	1		3	1	44	61	4	5	5	35		1		5	165
5732	Long-Term Grants to Visual Artists			2		8	6	1			6				7	30
5737	International Residencies Program in Visual Arts	1		1	1	2	3		1		4					13
5760	Travel Grants to Professionals in the Visual Arts		1	2	3	46	59	8	1	9	30	1		2	7	169

UNIT	PROGRAM	NL	PE	NS	NB	QC	ON	MB	SK	AB	BC	YT	NT	NU	FOREIGN	TOTAL
5781	Visual Arts: Acquisition Grants to Art Museums and Public Galleries		1	2	1	5	14	1	2	1	3					30
5782	Grants to Professional Canadian Contemporary Art Dealers			1		5	8				3					17
5804	Grants to Major International Exhibitions					4	4				1					9
5805	Project Grants for Organizations in the Visual Arts			1	7	21	24	10	1	7	18	1				90
5806	Visiting Foreign Artists Program			1		5	4	2			2					14
5807	Visual Arts: Artist and Community Collaboration Program					2	2	1			2					7
5825	Grants to Aboriginal Curators for Residencies in the Visual Arts						2	1								3
5828	Aboriginal Traditional Visual Art Forms Program for Individuals					1				2	7					10
5829	Aboriginal Traditional Visual Art Forms Program for Organizations					1					1					2
5830	Grants to Culturally Diverse Curators for Residencies in the Visual Arts						1				2					3
5841	Assistance to Practitioners, Critics and Curators of Architecture					1	3	1			4					9
5842	Assistance for the Promotion of Architecture	1		1			4	2		1						9
5845	The Flying Squad			1		3	5	1			3					13
6025	Writing and Publishing Book Publishing Support - Emerging Publisher Grants	21	3	54	31	451	385	36	25	53	189	4	3	4	103	1,362
						5	2			1	1					9

UNIT	PROGRAM	NL	PE	NS	NB	QC	ON	MB	SK	AB	BC	YT	NT	NU	FOREIGN	TOTAL
	Totals (including Art Bank)	56	16	188	82	1,923	1,793	201	104	277	939	30	14	13	216	5,852
	Public Lending Right (PLR) Program	263	78	656	406	6,287	5,684	433	329	898	2,546	29	18	2	557	18,186
	Public Lending Right Program	263	78	656	406	6,287	5,684	433	329	898	2,546	29	18	2	557	18,186
	Totals (including PLR)	319	94	844	488	8,210	7,477	634	433	1,175	3,485	59	32	15	773	24,038
	Canadian Commission for UNESCO			1	1	6	13	3		1	3					28
6520	General Program Fund			1	1	6	13	3		1	3					28
	Special Funds					11	35	2		7	3				2	60
7000	Killam Research Fellowships (Social Sciences and Humanities)					2	2									4
7025	Killam Research Fellowships (Natural Sciences)					2	6			1						9
7050	Killam Prizes						3			2						5
7525	Coburn Fellowships						1									1
7550	The Duke and Duchess of York Prize in Photography						1									1
7575	Jean A. Chalmers Fund for the Crafts					1	2									3
7580	Joan Lowndes Award						1									1
7600	Joseph S. Stauffer Prizes					2		1								3
7625	Canada Council for the Arts Molson Prizes						2				2					4
7675	Victor Martyn Lynch-Staunton Awards					1	3			1	1				1	7
7676	John Hobday Awards in Arts Management						1									1
7700	Vida Peene Awards						8									8
7725	J. B.C. Watkins Award					1	2	1		1						5

UNIT	PROGRAM	NL	PE	NS	NB	QC	ON	MB	SK	AB	BC	YT	NT	NU	FOREIGN	TOTAL
7825	Ronald J. Thom Award for Early Design Achievement						1									1
7850	Canada-Japan Literary Award					1	1									2
7875	Jean-Marie Beaudet Award in Orchestra Conducting									2						2
7925	York Wilson Endowment Award					1										1
7926	Bernard Diamant Scholarship														1	1
7927	Walter Carsen Prize for Excellence in the Performing Arts						1									1
	Grand Totals (including Art Bank Purchase Program, Public Lending Right Program, Canadian Commission for UNESCO and Special Funds)	319	94	845	489	8,227	7,525	639	433	1,183	3,491	59	32	15	775	24,126

Canada Council peer assessors by province and language

628 Canadian artists served as peer assessors in 2012-13, of which 440 or 70.1% of all peer assessors are Anglophone and 188 or 29.9% are Francophone. There were 36 Francophone peer assessors from outside Quebec and 46 Anglophone peer assessors from Quebec.

Table 11: Peer assessors by province or territory, and language, 2012-13 ⁵⁴		
	Total	% Total
NEWFOUNDLAND/LABRADOR	14	100.0%
Anglophone	14	100.0%
Francophone	0	0%
PRINCE EDWARD ISLAND	4	100.0%
Anglophone	3	75.0%
Francophone	1	25.0%
NOVA SCOTIA	37	100.0%
Anglophone	37	100.0%
Francophone	0	0%
NEW BRUNSWICK	19	100.0%
Anglophone	10	52.6%
Francophone	9	47.4%
QUEBEC	198	100.0%
Anglophone	46	23.2%
Francophone	152	76.8%
ONTARIO	155	100.0%
Anglophone	143	92.3%
Francophone	12	7.7%
MANITOBA	33	100.0%
Anglophone	32	97.0%
Francophone	1	3.0%
SASKATCHEWAN	22	100.0%
Anglophone	20	90.9%
Francophone	2	9.1%
ALBERTA	35	100.0%
Anglophone	31	88.6%
Francophone	4	11.4%
BRITISH COLUMBIA	109	100.0%
Anglophone	102	93.6%
Francophone	7	6.4%
YUKON	1	100.0%
Anglophone	1	100.0%
Francophone	0	0.0%
NORTHWEST TERRITORIES	1	100.0%
Anglophone	1	100.0%
Francophone	0	0.0%

⁵⁴ Excludes special funds, the Art Bank, and Public Lending Right Program (PLR). Language is based on the language of correspondence or if the self-identification form has been completed, on an assessor's "first language" (if different). Province is based on the place of residence at the time of service or, if the self-identification form has been completed, on an assessor's "home province" (if different).

Table 11: Peer assessors by province or territory, and language, 2012-13 (cont.)

	Total	% Total
NUNAVUT	0	0%
Anglophone	0	0%
Francophone	0	0.0%
OUTSIDE CANADA	1	100.0%
Anglophone	0	0%
Francophone	1	100.0%
CANADA (Excluding Outside Canada)	628	100.0%
Anglophone	440	70.1%
Francophone	188	29.9%
TOTAL (Including Outside Canada)	629	100.0%
Anglophone	440	70.0%
Francophone	189	30.0%
ANGLOPHONE ASSESSORS (Canada)	440	100.0%
Canada outside Quebec	394	89.5%
Quebec	46	10.5%
Anglophone assessors as a % of Canada	440	70.1%
Canada outside Quebec	394	62.7%
Quebec	46	7.3%
FRANCOPHONE ASSESSORS (Canada)	188	100.0%
Quebec	152	80.9%
Canada outside Quebec	36	19.1%
Francophone assessors as a % of Canada	188	29.9%
Quebec	152	24.2%
Canada outside Quebec	36	5.7%
Official language minority assessors as % of Canada	82	13.1%
Francophones outside Quebec	36	5.7%
Anglophones in Quebec	46	7.3%
Official language minority populations as % of Canada⁵⁵	1,991,855	6.4%
Francophones outside Quebec	997,130	3.2%
Anglophones in Quebec	994,725	3.2%
Official language minority artists as % of Canada⁵⁶	8,693	7.3%
Francophones outside Quebec	3,125	2.6%
Anglophones in Quebec	5,568	4.7%

⁵⁵ From the 2006 Census of Canada. Canadian population numbered 31,241,030 and Canadian artists total 140,040.

⁵⁶ Data reflect first official language spoken (FOLS) as reported from the 2006 Census of Canada. The number of artists includes persons 15 and older with reported artistic income and takes account of official language mother tongue. Allophones have been included under the official language they use most at home. Using the FOLS definition, there were a total of 119,045 artists in Canada in 2006. Data on official language minorities using the FOLS definition are not yet available for 2011.