



**Canada Council for the Arts
Funding to artists and
arts organizations
2011-12**

National Overview



Canada Council
for the Arts

Conseil des arts
du Canada

For more information or additional copies of this document, please contact:



Canada Council Conseil des arts
for the Arts du Canada

Research and Evaluation Section
350 Albert Street, P.O. Box 1047
Ottawa ON Canada K1P 5V8
613-566-4414 / 1-800-263-5588 ext. 4526
research@canadacouncil.ca
Fax 613-566-4428
www.canadacouncil.ca

Or download a copy at: http://www.canadacouncil.ca/publications_e

This publication is a companion piece to the Annual Report of the Canada Council for the Arts 2011-12.
www.canadacouncil.ca/annualreports

Publication aussi offerte en français

Cover image: *Hylozoic Series: Vesica*, Philip Beesley Architect
City Gallery, Wellington, New Zealand, 2012
©PBAI

Table of Contents

1.0	Introduction.....	1
2.0	Overview of Canada Council funding, 2011-12	3
3.0	Statistical highlights about the arts in Canada	4
4.0	Support to artists and arts organizations in Canada’s three largest Census Metropolitan Areas.....	11
5.0	Support to Aboriginal artists and arts organizations.....	14
6.0	Support to culturally diverse artists and arts organizations.....	17
7.0	Support to artists and organizations from Deaf and disability arts sectors.....	21
8.0	Support to arts organizations and artists producing or creating work for young audiences....	23
9.0	Detailed tables of Canada Council funding.....	26

List of Figures and Tables

Figure 1:	Map of Canada: Total funding, 2011-12	6
Figure 2:	Map of Canada: Distribution of total grant funding, 2011-12	7
Figure 3:	Map of Canada: Distribution of peer assessors and professional artists, 2011-12	8
Figure 4:	Map of Canada: Public Lending Right Program, 2011-12	9
Figure 5:	Map of Canada: Total Revenues of Arts Organizations Receiving Operating Funding, 2011-12	10
Table 1:	Aboriginal arts organizations that received grants from the Canada Council in 2011-12 ...	14
Table 2:	Culturally diverse arts organizations that received grants from the Canada Council in 2011-12	17
Table 3:	Deaf and disability arts organizations that received grants from the Canada Council in 2011-12	21
Table 4:	Young audience arts organizations that received grants from the Canada Council in 2011-12	23
Table 5:	Parliamentary appropriation and Canada Council arts funding, 1957-58 to 2011-12.....	26
Table 6:	Canada Council for the Arts grants by province and territory, 2011-12: Comparison with population, artists, grant applications and peer assessment committee members	29
Table 7:	Five-year breakdown of grants by discipline, 2006-07 to 2011-12.....	30
Table 8:	Five-year breakdown of grants by province and territory, 2006-07 to 2011-12	31
Table 9:	Grants by program and province or territory, 2011-12.....	32
Table 10:	Number of grants by program and province or territory, 2011-12.....	45
Table 11:	Peer assessors by province or territory, and language, 2011-12	58

1.0 Introduction

Funding to Artists and Arts Organizations: National Overview, Provincial and Territorial Profiles is published annually and prepared by the Research and Evaluation Section of the Canada Council for the Arts. This report is a companion piece to the Canada Council's *Annual Report 2011-12*, providing detailed information on the organization's funding activities at the national level and in all provinces and territories.

The Canada Council reports to Parliament through the Minister of Canadian Heritage. Its annual appropriation from Parliament is supplemented by endowment income, donations and bequests. Its accounts are audited by the Auditor General of Canada and included in an Annual Report to Parliament.

In 2011-12, the Canada Council awarded 6,036 grants to artists and arts organizations in 634 communities across Canada and abroad. It also made payments to 17,885 authors through the Public Lending Right Program. Grants, payments and awards totalled \$157.7 million.

The Canada Council evaluates all applications on the basis of artistic merit and according to the published criteria for each program. With some exceptions, applications are reviewed by peer assessment committees.

Peer assessment committee members are specialists in a particular field and reflect a broad range of artistic practices. For example, dancers are assessed by other dancers, choreographers and artistic directors; musicians will evaluate the submissions of musicians; and so on. In addition to being peers of the applicants, the committee members are chosen to ensure fair representation of both official languages, gender, Aboriginal peoples, regional and cultural diversity, and genres of expression within the artistic discipline.

While funding is not allocated on a provincial or regional basis, there is generally a correlation between the percentage of applications from a given province, region or community (including the number of arts organizations located there) and the percentage of funding awarded.

Purpose of this report

In the 55 years since the creation of the Canada Council, the arts in Canada have undergone significant changes: the number of professional artists and arts organizations has grown significantly in all artistic disciplines; the scope of arts activities has broadened; new art forms have emerged; and the demographics of both artists and arts audiences have changed to reflect the demographics of the Canadian population as a whole.

As the arts have evolved, so has the Canada Council. While remaining true to its mission as established in the *Canada Council Act* – “to foster and promote the study and enjoyment of, and the production of works in, the arts” – the Council has adapted its programs and activities to reflect the changing needs of artists, arts organizations and by extension, arts audiences and the Canadian public at large.

With that in mind, *Funding to Artists and Arts Organizations: National Overview, Provincial and Territorial Profiles* provides more than just a statistical analysis of grants awarded by the Canada Council in a given 12-month period; it also highlights the diversity and dynamism of the professional arts in Canada today, in literally hundreds of communities across the country.

This report serves as a research tool to help readers answer questions such as:

- How many grants were awarded?
- What is the distribution of funding by province, territory and artistic discipline?
- What are some of the statistical highlights about the arts in all provinces and territories?
- Which artists and arts organizations received Canada Council grants or prizes in 2011-12, and where do they come from?
- How many artists and arts organizations applied for Canada Council grants?
- What kinds of arts activities were funded by the Canada Council in 2011-12?
- How many peer assessors served on peer assessment committees?
- How does arts and culture funding from all three levels of government vary from province to province?

Cautionary notes and considerations for readers

1. Total grant figures may not add due to rounding.
2. Figures are compiled from a “live” system that reflects ongoing changes to the state of individual grants, including grant adjustments, grant cancellations, and declined grants. As a result, grant totals on these tables may vary slightly from grant totals appearing on other tables produced at an earlier or later date.
3. Figures for the most part include funding to artists and arts organizations outside of Canada (e.g. international translation grants to foreign publishers). However, in a few cases totals are only for within Canada as noted.
4. In some cases figures exclude special funds, Public Lending Right Program and/or UNESCO.
5. Readers are strongly encouraged to refer to the footnotes for the figures and tables presented in this report.
6. Success stories in each province and territory were selected in consultation with Canada Council staff from each discipline. These stories provide a sample of activities funded throughout Canada, however, they do not represent the full range of activities and programs supported by the Canada Council.

2.0 Overview of Canada Council funding, 2011-12

- In 2011-12, the Canada Council for the Arts provided grants totalling over \$145.1 million to individual artists and arts organizations. A total of \$22.6 million (2,256 grants) was awarded to individual artists and \$122.6 million (3,780 grants) to arts organizations in 2011-12.
- In addition to grants, over \$9.9 million in payments was provided to 17,885 authors through the Public Lending Right program, as well as \$2.6 million in special funds, the Art Bank Purchase Program and the Canadian Commission for UNESCO General Program Fund (see Table 9: Grants by Program and Province or Territory) in 2011-12.¹ This brings the total amount of Canada Council funding to \$157.7 million.
- The Canada Council's parliamentary appropriation in 2011-12 was \$181.0 million while the Canada Council's budget as percentage of total federal government spending was 0.08%.
- The annual cost of the Canada Council per Canadian in 2011-12 was \$5.25.²
- Grants were awarded to artists and arts organizations in Canada in dance, interdisciplinary arts, media arts, music, theatre, visual arts and writing and publishing. In 2011-12, the largest amount of funding went to music (\$28.1 million), followed closely by theatre (\$26.6 million) and writing and publishing (\$24.2 million).
- Of the 15,694 grant applications that were submitted to the Canada Council in 2011-12, 9,219 were from individual artists and 6,475 were from arts organizations. The total number of grants awarded to artists and arts organizations by the Canada Council in 2011-12 is 6,036.
- Funding to artists and arts organizations in Quebec totalled \$47.2 million, comprising 32.5% of the total funding by the Canada Council. Ontario received \$47.1 million in funding, representing 32.4% of total funding. British Columbia received \$19.8 million in funding, representing 13.6% of total funding.
- In 2011-12, 666 artists and arts professionals served as peer assessors, of which 31.5% were Francophone, and 68.5% were Anglophone. 30.5% of peer assessors were from Quebec, 25.0% were from Ontario and 17.6% were from British Columbia.

¹ The Public Lending Right program provides payments to authors whose books are held in selected Canadian libraries.

² Statistics Canada: Canada's National Statistical Agency. "Population and dwelling counts, for Canada, provinces and territories, 2011 and 2006 censuses," April 2012, <<http://www12.statcan.gc.ca/census-recensement/2011/dp-pd/hltfst/pd-pl/Table-Tableau.cfm?LANG=Eng&T=101&S=50&O=A>>.

3.0 Statistical highlights about the arts in Canada³

- The Federal government’s investment in arts and culture in 2009-10 was \$4.2 billion. Investment by all three levels of government in 2009-10 was \$10.1 billion. Arts and culture received 1.5% of total federal government spending in 2009-10.
- In 2006, 140,000 artists represented 0.8% of the overall labour force in Canada, while 609,000 people were employed in the arts and cultural sector.
- In Canada, the number of artists grew by 29% between 1991 and 2001, nearly three times the 10% growth in the overall labour force. Between 2001 and 2006, the number of artists grew by 7%, less than the 11% increase in the overall labour force.
- In 2006, the median earnings of artists were \$12,900. This means that a “typical” artist in Canada earned less than half the typical earnings of all Canadian workers (\$26,900)
- In 2006, musicians and singers were the largest of the nine arts occupations groups, with 33,600 people reporting earnings, or 24% of all 140,000 artists. This group was followed by authors and writers (24,500, or 18%), producers, directors, choreographers and related occupations (22,400, or 16%), artisans and craftspersons (17,400, or 12%), visual artists (17,100, or 12%), actors and comedians (11,700, or 8%), dancers (7,300, or 5%), other performers (3,630, or 3%) and conductors, composers and arrangers (2,300 or 2%).
- In 2006, among the 10 provinces, British Columbia had the largest percentage of its labour force in arts occupations (1.08%), the only province above 1% and a figure that is well above the Canadian average of 0.77%. Ontario has a slightly higher percentage of its labour force in arts occupations (0.81%) than the Canadian average. With 56,900 artists, Ontario has nearly twice as many artists as any other province.
- One-quarter of the 140,000 artists in Canada reside in small and rural municipalities (36,500 artists, or 26%). This is almost exactly the same number of artists that reside in the cities of Toronto and Montreal combined (35,700). Visual artists and craftspeople are the artists who are most likely to reside in small and rural municipalities. Almost one-half of artisans and craftspersons (47%) reside in small and rural municipalities, while 35% of painters, sculptors and other visual artists do so.
- Canadians spent \$24.7 billion on cultural goods and services in 2008, or 2.9% of total consumer spending in the country. In other words, spending on cultural goods and services amounts to roughly \$1 for every \$34 spent on all goods and services in Canada. On a per capita basis, cultural spending amounts to \$841 for every Canadian resident.
- Spending on cultural goods and services grew by 62% between 1997 and 2008, much higher than the 26% rise in the Consumer Price Index during the same period. After adjusting for inflation, cultural spending increased by 28% between 1997 and 2008, double the 14% growth in the Canadian population.

- In 2010, arts and culture industries contributed an estimated \$45.6 billion to the Canadian economy, accounting for approximately 3.7% of Canada's gross domestic product (GDP).
- In 2008, total exports of culture services amounted to \$2.8 billion, higher than the \$2.7 billion in imports in that year. This was the fourth year in a row where Canada had a trade surplus in culture services.
- In 2009, total exports of culture goods amounted to \$1.5 billion, a deficit of \$2.3 billion when compared with the \$3.8 billion in imports in that year.
- In 2010, all Canadians 15 or older (99.7%, or 28.0 million people) participated in at least one culture or heritage activity. These activities include reading a newspaper, magazine or book (97.5%), listening to downloaded music or music on CDs (86.7%), attending a performing arts event or a cultural festival (72.4%), and visiting a museum (47.8%).
- 698,000 Canadians age 15 or older volunteered 73.5 million hours in arts and culture organizations in 2007. This is equivalent to about 38,000 full-time, full-year jobs, valued at about \$1.1 billion and represents an average of 105 hours per volunteer.
- 759,000 Canadians donated a total of \$101 million to arts and culture organizations in 2007.

³ Sources:

Statistics Canada: Canada's National Statistical Agency. "Gross domestic product at basic prices, by industry." July 2011, <<http://www40.statcan.gc.ca/l01/cst01/econ41-eng.htm>>.

Statistics Canada: Canada's National Statistical Agency. "Government Expenditures on Culture: Data Tables 2009-10," June 2012, <<http://www5.statcan.gc.ca/bsolc/olc-cel/olc-cel?catno=87F0001XWE&lang=eng>>.

Statistics Canada: Canada's National Statistical Agency. "Culture Services Trade: Data Tables," April 2011, <<http://www.statcan.gc.ca/pub/87-213-x/2011000/part-partie1-eng.htm>>.

Hill Strategies Research Inc. "Consumer Spending on Culture in Canada, the Provinces and 12 Metropolitan Areas in 2008," *Statistical Insights on the Arts*, Vol. 9 No. 1, Nov. 2010, <http://www.hillstrategies.com/docs/Consumer_spending2008.pdf>.

Statistics Canada: Canada's National Statistical Agency. "Culture Goods Trade: Data Tables, 2009," October 2010, <<http://www.statcan.gc.ca/pub/87-007-x/87-007-x2010001-eng.htm>>.

Hill Strategies Research Inc. "A Statistical Profile of Artists in Canada, Based on the 2006 Census," *Statistical Insights on the Arts*, Vol. 7 No. 4, February 2009, <http://www.hillstrategies.com/docs/Artists_Canada2006.pdf>.

Hill Strategies Research Inc. "Artists in Canada's Provinces and Territories Based on the 2006 Census," *Statistical Insights on the Arts*, Vol. 7 No. 5, March 2009, <http://www.hillstrategies.com/docs/Artists_provinces2006.pdf>.

Statistics Canada: Canada's National Statistical Agency. "Culture, Tourism and the Centre for Education Statistics – Research Papers." 30 August 2007, <<http://www.statcan.gc.ca/bsolc/olc-cel/olc-cel?catno=81-595-M&lang=eng>>.

Hill Strategies. "Artists in Small and Rural Municipalities in Canada Based on the 2006 Census," *Statistical insights on the arts*, Vol. 8 No. 2, January 2010, <http://hillstrategies.com/docs/Artists_small_rural2006.pdf>.

Hill Strategies. "Volunteers in Arts and Culture Organizations in Canada in 2007," *Statistical insights on the arts*, Vol. 8 No. 4, March 2010, <<http://hillstrategies.com/docs/Volunteers2007.pdf>>.

Hill Strategies. "Individual Donors to Arts and Culture Organizations in Canada in 2007," *Statistical insights on the arts*, Vol. 8 No. 3, February 2010, <<http://hillstrategies.com/docs/Donors2007.pdf>>.

Hill Strategies. "Provincial Profiles of Arts, Culture and Heritage Activities in 2010," *Statistical insights on the arts*, Vol. 10 No. 3, March 2010, <http://hillstrategies.com/docs/Cultural_activities_provinces2010.pdf>.



Canada Council
for the Arts

Conseil des arts
du Canada

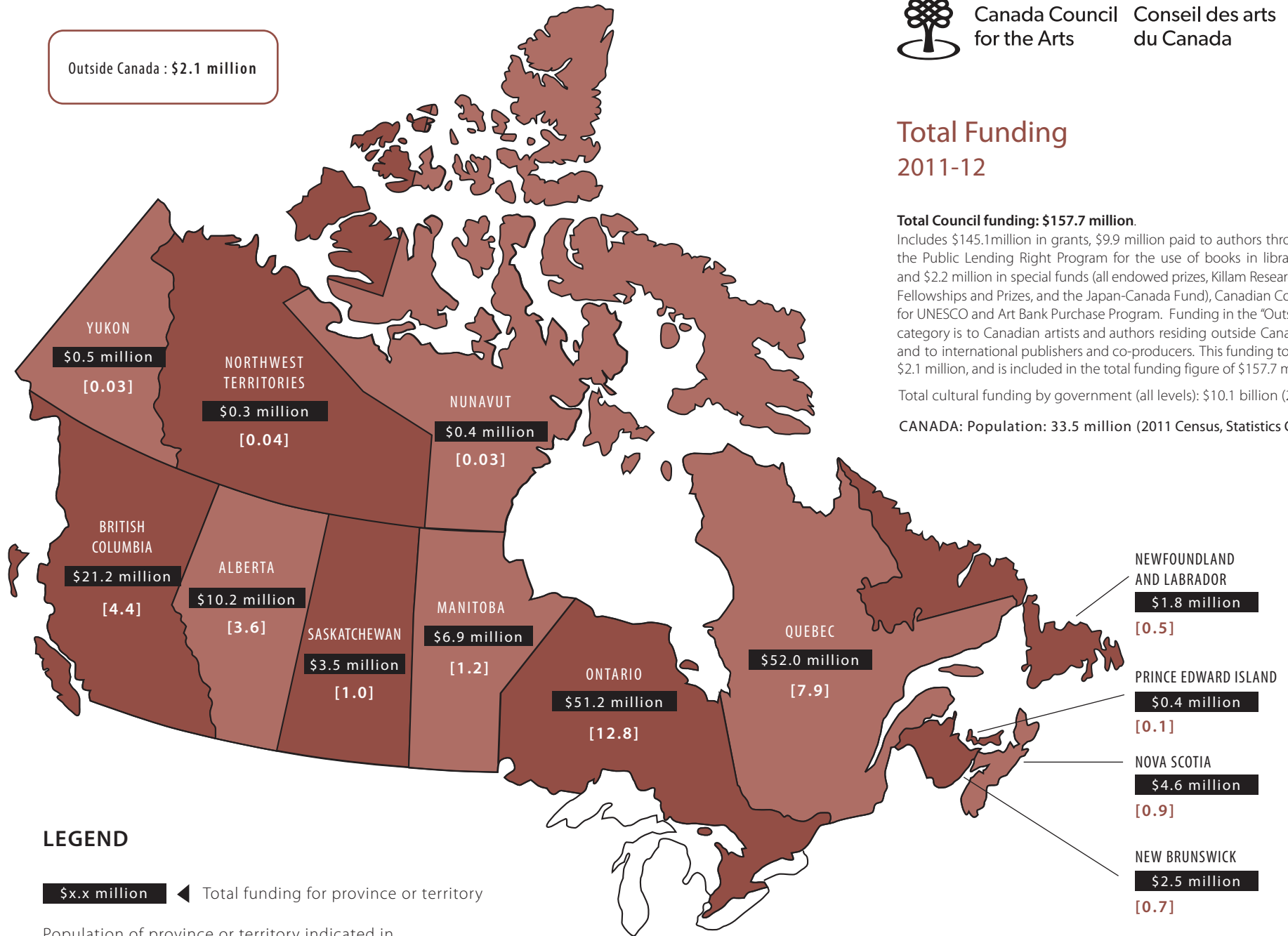
Total Funding 2011-12

Total Council funding: \$157.7 million.

Includes \$145.1 million in grants, \$9.9 million paid to authors through the Public Lending Right Program for the use of books in libraries and \$2.2 million in special funds (all endowed prizes, Killam Research Fellowships and Prizes, and the Japan-Canada Fund), Canadian Commission for UNESCO and Art Bank Purchase Program. Funding in the "Outside Canada" category is to Canadian artists and authors residing outside Canada, and to international publishers and co-producers. This funding totals \$2.1 million, and is included in the total funding figure of \$157.7 million.

Total cultural funding by government (all levels): \$10.1 billion (2009-10).

CANADA: Population: 33.5 million (2011 Census, Statistics Canada)



LEGEND

\$x.x million ◀ Total funding for province or territory

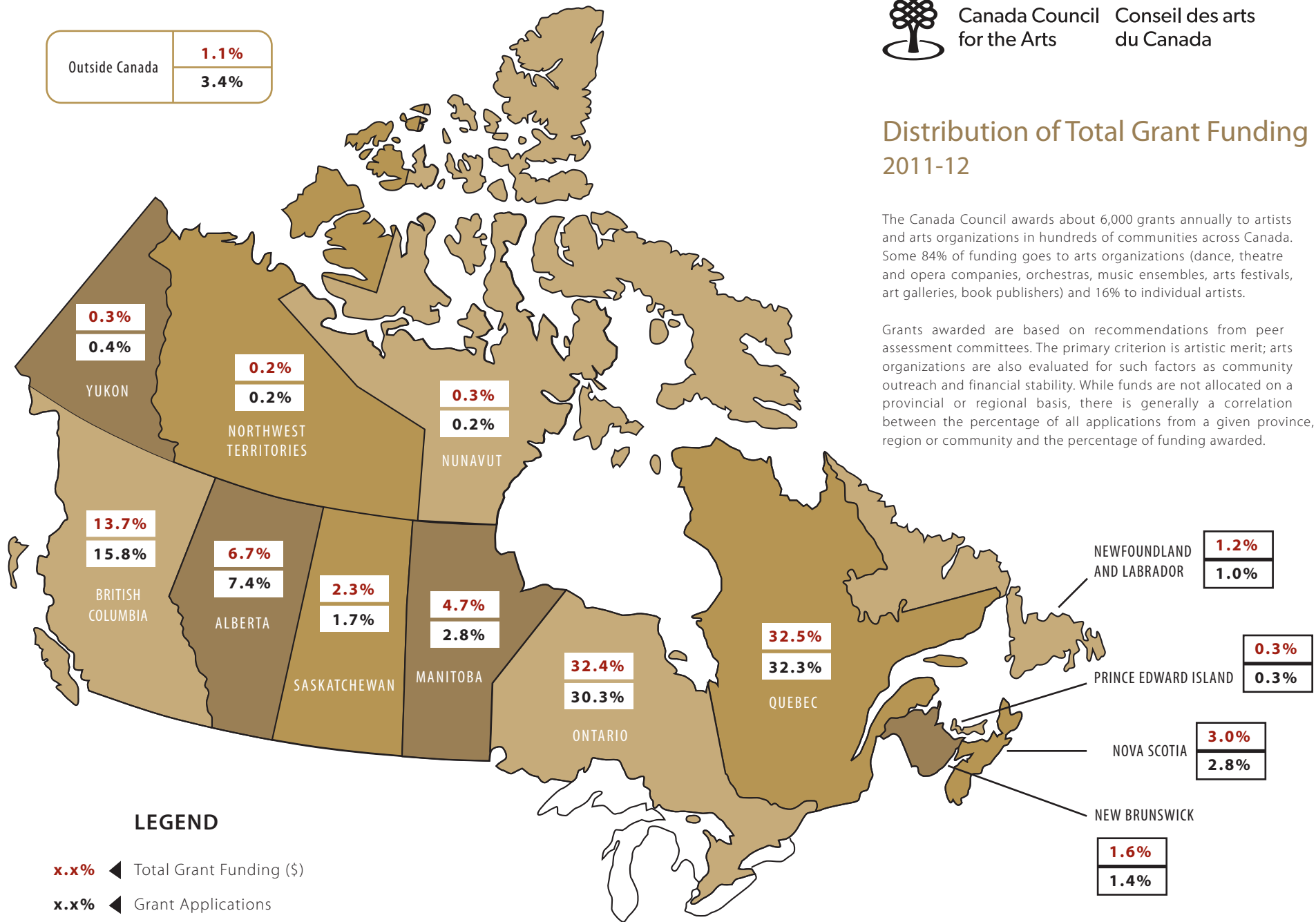
Population of province or territory indicated in square brackets (in millions)



Distribution of Total Grant Funding 2011-12

The Canada Council awards about 6,000 grants annually to artists and arts organizations in hundreds of communities across Canada. Some 84% of funding goes to arts organizations (dance, theatre and opera companies, orchestras, music ensembles, arts festivals, art galleries, book publishers) and 16% to individual artists.

Grants awarded are based on recommendations from peer assessment committees. The primary criterion is artistic merit; arts organizations are also evaluated for such factors as community outreach and financial stability. While funds are not allocated on a provincial or regional basis, there is generally a correlation between the percentage of all applications from a given province, region or community and the percentage of funding awarded.



LEGEND

x.x% ◀ Total Grant Funding (\$)

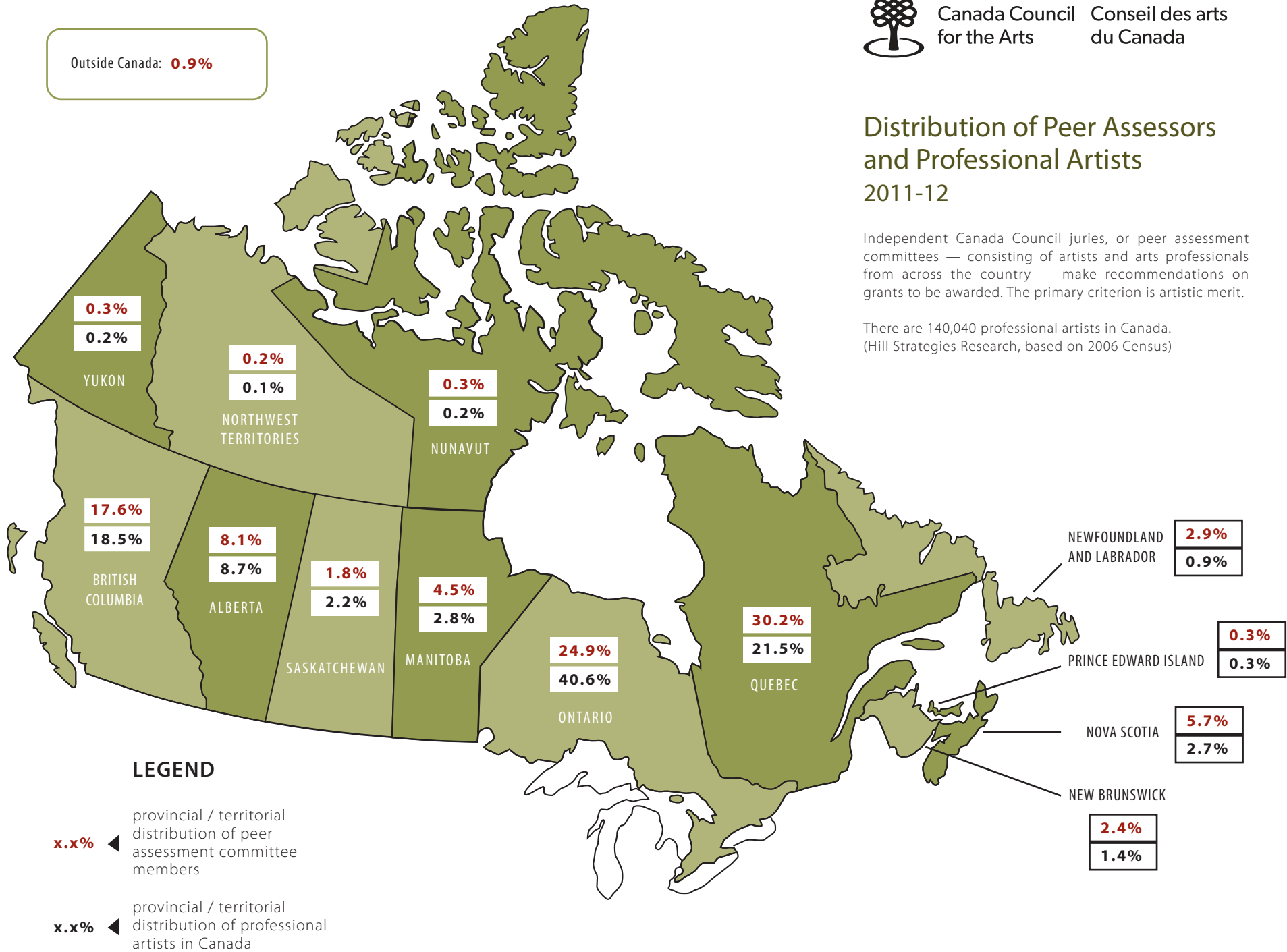
x.x% ◀ Grant Applications



Distribution of Peer Assessors and Professional Artists 2011-12

Independent Canada Council juries, or peer assessment committees — consisting of artists and arts professionals from across the country — make recommendations on grants to be awarded. The primary criterion is artistic merit.

There are 140,040 professional artists in Canada.
(Hill Strategies Research, based on 2006 Census)



LEGEND

x.x% ◀ provincial / territorial distribution of peer assessment committee members

x.x% ◀ provincial / territorial distribution of professional artists in Canada



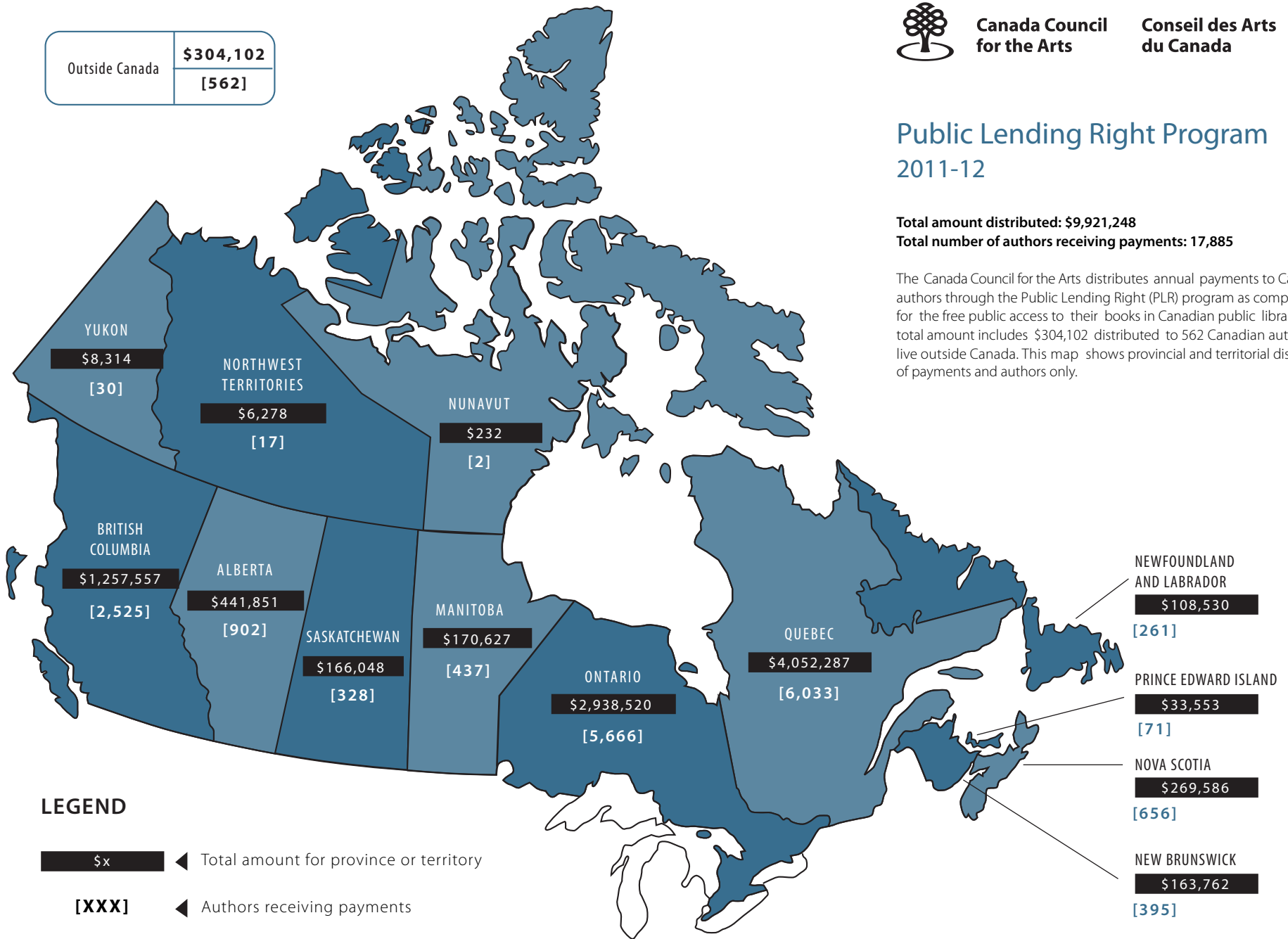
Canada Council
for the Arts

Conseil des Arts
du Canada

Public Lending Right Program 2011-12

Total amount distributed: \$9,921,248
Total number of authors receiving payments: 17,885

The Canada Council for the Arts distributes annual payments to Canadian authors through the Public Lending Right (PLR) program as compensation for the free public access to their books in Canadian public libraries. The total amount includes \$304,102 distributed to 562 Canadian authors who live outside Canada. This map shows provincial and territorial distribution of payments and authors only.



LEGEND

- \$x ◀ Total amount for province or territory
- [XXX] ◀ Authors receiving payments



Total Revenues of Arts Organizations Receiving Operating Funding 2011-12

Total Revenues: \$1.1 billion

There are 729 arts organizations across Canada receiving operating funding from the Canada Council and reporting in CADAC (Canadian Arts Data/Données sur les arts au Canada). These organizations have reported \$1.1 billion in combined total revenues in CADAC. Total Canada Council operating grants represent 7.5% of these revenues. This map shows the provincial and territorial distribution of recipient organizations, as well as total revenues of those organizations in each province and territory. These figures exclude book and magazine publishers because, due to the nature of business, their financial information is not currently captured within CADAC.



LEGEND

\$x.x million ◀ Total revenues of arts organizations receiving Canada Council operating funding

[XXX] ◀ Arts organizations receiving operating funding

x ◀ Suppressed to meet confidentiality requirements

4.0 Support to artists and arts organizations in Canada's three largest Census Metropolitan Areas¹

In 2011-12, the Canada Council for the arts awarded grants, prizes and Public Lending Right payments to 1,904 large and small communities throughout Canada. This section highlights grants to Canada's the three largest Census Metropolitan Areas (CMAs): Toronto, Montreal and Vancouver.

It should be noted, these CMAs reflect geographic boundaries defined by Statistics Canada. These CMAs include multiple smaller communities that are reported separately elsewhere in this publication.

Census metropolitan area of Toronto

- 39% of Ontario's artists reside in Toronto (22,265, who spent more time at their art than any other occupation in May 2006), compared with 20% of the province's overall labour force. Among Ontario cities, artists' average earnings are highest in Toronto (\$30,700), but are 30% less than the average of other local workers.
- The arts occupations that are most strongly concentrated in Toronto are the actors and producers occupation groups (65% and 61%, respectively), followed by the conductors, composers and arrangers occupation group (50%).
- In 2011, Toronto had a population of almost 5.6 million, up from 5.1 million in 2006, an increase of 9.2%. This population lives within 5,906 square kilometres. In terms of national census subdivisions, the population of Toronto ranks as the largest both provincially and nationally.
- Artists and arts organizations in Toronto received over \$33.7 million in Canada Council grants in 2011-12; this represents 71.7% of total grants to Ontario (\$47.1 million). In addition, almost 2,700 Toronto authors received \$1.5 million in payments through the Public Lending Right Program in 2011- 12.
- The Canada Council received a total of 2,964 eligible applications from Toronto in 2011-12. These applications accounted for approximately 62.3% of all eligible applications from Ontario.
- In 2011-12, the majority of grant funds awarded to Toronto were directed to arts organizations: 435 arts organizations received a total of \$29.0 million in grants, while 474 artists were awarded a total of \$4.8 million.
- In terms of artistic disciplines, music received the highest amount of funding in Toronto totalling \$8.2 million (24.4% of total funding to Toronto). Toronto music organizations that received Canada Council support included, for example, the Canadian Opera Company, the Nathaniel Dett Chorale, Queen of Puddings Music Theatre and Soundstreams Canada.

¹ Sources :

Hill Strategies Research Inc. "Artists in Large Canadian Cities Based on the 2006 Census," *Statistic Insights on the Arts*, Vol. 8 No. 1, September 2009, <http://www.hillstrategies.com/resources_details.php?resUID=1000322&lang=0>.

Statistics Canada: Canada's National Statistical Agency. "Population and dwelling counts, for census metropolitan areas and census agglomerations, 2011 and 2006 censuses" April 2012, <<http://www12.statcan.gc.ca/census-recensement/2011/dp-pd/hltfst/music-pl/Table-Tableau.cfm?LANG=Eng&T=201&S=3&O=D&RPP=150>>.

Census metropolitan area of Montreal

- 36% of Quebec’s artists reside in Montreal (13,425, who spent more time at their art than any other occupation in May 2006), compared with 14% of the province’s overall labour force. The average earnings of Montreal’s artists (\$25,000) are 21% less than the average of other local workers.
- The arts occupations that are most strongly concentrated in Montreal are the actors and producers occupation groups (55% and 50%, respectively), followed by the dancers, conductors, other performers and writers occupation groups (ranging from 37% to 39%).
- In 2011, Montreal had a population of 3.8 million, up from 3.6 million in 2006, an increase of 5.2%. This population lives within 4,258 square kilometres. In terms of national census subdivisions, the population of Montreal ranks as the second largest nationally and the largest within the province of Quebec.
- Artists and arts organizations in Montreal received \$36.7 million in Canada Council grants in 2011-12; this represents 77.7% of total grants to Quebec (\$47.2 million). In addition, approximately 3,400 Montreal authors received \$2.4 million in payments through the Public Lending Right Program in 2011-12.
- The Canada Council received a total of 3,501 eligible applications from Montreal in 2011-12. These applications accounted for approximately 69.1% of all eligible applications from Quebec.
- In 2011-12, the majority of grant funds awarded to Montreal were directed to arts organizations: 506 arts organizations received a total of \$30.2 million in grants, while 551 artists were awarded a total of \$6.4 million.
- In terms of artistic disciplines, dance received the highest amount of funding in Montreal totalling \$6.8 million (18.6% of total funding to Montreal). Montreal dance organizations that received Canada Council support included the Compagnie Danse Nyata Nyata, Festival TransAmériques, Les Grands Ballets Canadiens de Montréal and La La La (Human Steps).

Census metropolitan area of Vancouver

- 31% of B.C.'s artists reside in Vancouver (8,155, who spent more time at their art than any other occupation in May 2006), compared with 15% of the province's overall labour force. The average earnings of Vancouver artists (\$27,100) are 29% less than the average of other local workers.
- The arts occupations that are most strongly concentrated in Vancouver are the actors and producers occupation groups (52% of all actors and producers in B.C. reside in Vancouver), followed by conductors, composers and arrangers (45%).
- In 2011, Vancouver had a population of 2.3 million, up from 2.1 in 2006 for an increase of 4.4%. This population lives within 115 square kilometres. In terms of national census subdivisions, Vancouver ranks as the third largest nationally and the largest within the province of British Columbia.
- Artists and arts organizations in Vancouver received \$15.3 million in Canada Council grants in 2011-12; this represents 77.2% of total grants to British Columbia (\$19.8 million). In addition, over 1,200 Vancouver authors received \$583,573 in payments through the Public Lending Right Program in 2011-12.
- The Canada Council received a total of 1,531 eligible applications from Vancouver in 2011-12. These applications accounted for approximately 61.8% of all eligible applications from British Columbia.
- In 2011-12, the majority of grant funds awarded to Vancouver were directed to arts organizations: 232 arts organizations received a total of \$13.1 million in grants, while 221 artists were awarded a total of \$1.6 million.
- In terms of artistic disciplines, music received the highest amount of funding in Vancouver totalling \$3.4 million (22.9% of total funding to Vancouver). Vancouver music organizations that received Canada Council support included, for example, Iskwew Singers, Music on Main, Tempest Flute Ensemble, Vancouver New Music and the Vancouver Opera Association.

5.0 Support to Aboriginal artists and arts organizations²

For almost two decades the Canada Council for the Arts has been introducing dedicated granting programs for Aboriginal (First Nations, Inuit and Métis) artists and arts organizations that address issues of creation, production and broader dissemination across all disciplines. It has developed strong advisory resources and a growing body of peer assessors within the Aboriginal community. This investment has shown significant outcomes, including growing participation, growing professionalism and a more solid presentation and marketing infrastructure.

In 2011-12 the Canada Council provided an estimated \$5.5 million in funding to Aboriginal artists and arts organizations. This is probably a low estimate, as many Aboriginal artists choose not to self-identify when applying for grants through non-dedicated programs.

An estimated 97 Aboriginal arts organizations received Canada Council funding in this fiscal year. They are listed below.

Table 1: Aboriginal arts organizations that received grants from the Canada Council in 2011-12³

Name	Community
Aboriginal Arts Office	
Aboriginal Curatorial Collective*	LONGFORD MILLS, ON
Aboriginal Music Manitoba Inc.*	WINNIPEG, MB
Adäka Cultural Society	WHITEHORSE, YT
Alberta Aboriginal Arts*	EDMONTON, AB
Alianait Entertainment Group	IQALUIT, NU
Amis du Mushuau-Nipi	BAIE-COMEAU, QC
Arnait Media Productions	IGLOOLIK, NU
Artcirq*	IGLOOLIK, NU
Avataq Cultural Institute	INUKJUAQ, QC
Boite Rouge vif	CHICOUTIMI, QC
Centre for Indigenous Theatre	TORONTO, ON
Compaigni V'ni Dansi Society*	VANCOUVER, BC
Constant Arts Society	VANCOUVER, BC
Coopérative de solidarité des arts nehirowisiw	LA TUQUE, QC
Corporation Wapikoni mobile	SAINT-LAURENT, QC
Cree Native Arts & Crafts Association	OUJE-BOUGOUMOU, QC
Dancers of Damelahamid*	WEST VANCOUVER, BC
DAREarts Foundation Inc.	PALGRAVE, ON
Fondation Diane Robertson*	MASHTEUIATSH, QC
Full Circle: First Nations Performance*	VANCOUVER, BC
Gwaandak Theatre Society*	WHITEHORSE, YT
ImagineNative Film & Media Arts Festival*	TORONTO, ON
Indigenous Performing Arts Alliance*	NORTH VANCOUVER, BC
Institut Tshakapesh	SEPT-ÎLES, QC
John Arcand Fiddle Fest Inc.*	SASKATOON, SK
Kaha:wi Dance Theatre*	TORONTO, ON
Kegeponce Press*	WIARTON, ON
Kitikmeot Heritage Society*	CAMBRIDGE BAY, NU
La Maison des cultures nomades	OUTREMONT, QC
MAAIIINGAN productions	TORONTO, ON
Manito Ahbee Festival Inc.	WINNIPEG, MB
Maskwacis Traditional Artists Group	HOBBEEMA, AB
Metis Fiddler Quartet*	TORONTO, ON
Mukoman Sippii Cultural Grounds Corporation	SANDY BAY, SK

² As a result of changes in methodology, figures in this section are not necessarily comparable to figures in previous years publications.

³ Organizations that received funding from more than one section have been indicated by an asterisk.

Name	Community
National Indigenous Media Arts Coalition	WINNIPEG, MB
Native Canadian Centre of Toronto	TORONTO, ON
Native Earth Performing Arts*	TORONTO, ON
Nunavut Arts & Crafts Association	IQALUIT, NU
O’Kaađenigan Wiingashk Collective*	PETERBOROUGH, ON
Odawa Native Friendship Centre	OTTAWA, ON
Odaya	MONTREAL, QC
Onishka Productions*	MONTREAL, QC
Open Sky Creative Society*	FORT SIMPSON, NT
Productions Ondinnok inc.*	MONTREAL, QC
Red Diva Projects*	TORONTO, ON
Red Sky Performance*	TORONTO, ON
Saskatchewan Indian Cultural Centre	CORMAN PARK, SK
Tetlit Gwich’in Renewable Resource Council	FORT MCPHERSON, NT
The Edzerza Gallery	VANCOUVER, BC
The Indigenous Peoples Artist Collective Inc.*	PRINCE ALBERT, SK
Tluu Xaada Naay Dance Group	MASSET, BC
Tribe, A Centre for evolving Aboriginal Media, Visual & Performing Inc.*	SASKATOON, SK
Tulugak	IQALUIT, NU
Urban Shaman Inc.*	WINNIPEG, MB
Wemindji Traditional Skills Group Inc.	WEMINDJI, QC
Wikwemikong Heritage Organization	WIKWEMIKONG, ON
Audience and Market Development Office	
Centre for Aboriginal Media (CAM)/imagineNATIVE*	TORONTO, ON
Full Circle: First Nations Performance*	VANCOUVER, BC
ImagineNative Film & Media Arts Festival*	TORONTO, ON
Kaha:wi Dance Theatre*	TORONTO, ON
Red Sky Performance*	TORONTO, ON
Dance	
Aboriginal Arts Program*	BANFF, AB
Compaigni V’ni Dansi Society*	VANCOUVER, BC
Dancers of Damelahamid*	WEST VANCOUVER, BC
Indigenous Performance Initiatives*	PETERBOROUGH, ON
Native Women in the Arts*	TORONTO, ON
Raven Spirit Dance Society	VANCOUVER, BC
Red Sky Performance*	TORONTO, ON
Signal Theatre	AURORA, ON
Woodland Cultural Centre*	BRANTFORD, ON
Inter-Arts Office	
Artcirq*	IGLOOLIK, NU
Debajehmujig Theatre Group*	WIKWEMIKONG, ON
Full Circle: First Nations Performance*	VANCOUVER, BC
Terres en vues, société pour la diffusion de la culture autochtone	MONTREAL, QC
The Great Northern Arts Festival	INUVIK, NT
The Indigenous Peoples Arts Centre of Prince Albert Inc.*	PRINCE ALBERT, SK
Media Arts	
Asinabka Aboriginal Film and Media Arts Festival	VANIER, ON
Images on the Archipelago Film Festival Society	QUEEN CHARLOTTE, BC
ImagineNative Film & Media Arts Festival*	TORONTO, ON
Nunavut Independent TV Network (NITV)	IGLOOLIK, NU
Urban Shaman Inc.*	WINNIPEG, MB
Music	
Aboriginal Arts Program*	BANFF, AB
Aboriginal Music Manitoba Inc.*	WINNIPEG, MB
Beyond the Pale	NORTH YORK, ON
Digging Roots	BARRIE, ON
Iskew Singers	VANCOUVER, BC
John Arcand Fiddle Fest Inc.*	SASKATOON, SK

Name	Community
Kitikmeot Heritage Society* Metis Fiddler Quartet* Red Sky Performance* Red Slam Collective The Johnnys	CAMBRIDGE BAY, NU TORONTO, ON TORONTO, ON TORONTO, ON GORE BAY, ON
Theatre	
Aataentsic: masques et théâtre Alberta Aboriginal Arts* ASKIY Productions Coyote Arts Percussive Performance Association Debajehmujig Theatre Group* Full Circle: First Nations Performance* Gwaandak Theatre Society* Indigenous Performance Initiatives* Indigenous Performing Arts Alliance* Native Earth Performing Arts* Native Women in the Arts* O'Kaaadenigan Wiingashk Collective* Onishka Productions* Presentation House Cultural Society Productions Ondinnok inc.* Rainbow Productions Society Red Diva Projects* Red Sky Performance* Saskatchewan Native Theatre Company Inc. Secwepemc Cultural Education Society The Chocolate Woman Collective The Crossing Theatre Company Upisasik Theatre Productions Urban Indigenous Theatre Company Urban Ink Production Society	MONTREAL, QC EDMONTON, AB SASKATOON, SK VANCOUVER, BC WIKWEMIKONG, ON VANCOUVER, BC WHITEHORSE, YT PETERBOROUGH, ON NORTH VANCOUVER, BC TORONTO, ON TORONTO, ON PETERBOROUGH, ON MONTREAL, QC NORTH VANCOUVER, BC MONTREAL, QC PENTICTON, BC TORONTO, ON TORONTO, ON SASKATOON, SK KAMLOOPS, BC TORONTO, ON SASKATOON, SK SASKATOON, SK WINNIPEG, MB VANCOUVER, BC
Visual Arts	
Aboriginal Curatorial Collective* Open Sky Creative Society* Sâkêwêwak First Nations Artists' Collective Inc. Tribe, A Centre for evolving Aboriginal Media, Visual & Performing Inc* Urban Shaman Inc.* Woodland Cultural Centre*	TORONTO, ON FORT SIMPSON, NT REGINA, SK SASKATOON, SK WINNIPEG, MB BRANTFORD, ON
Writing and Publishing	
En'owkin Centre Eschia Books Inc. Fondation Diane Robertson* Full Circle: First Nations Performance* Indigenous Writers' Gathering (Collective) Inhabit Media Inc. Kegedonce Press* Kitikmeot Heritage Society* Pemmican Publications Inc. Siem Media Society Theytus Books Ltd. Vancouver Island University, Cowichan Campus	PENTICTON, BC EDMONTON, AB MASHTEUATSH, QC VANCOUVER, BC TORONTO, ON IQALUIT, NU WIARTON, ON CAMBRIDGE BAY, NU WINNIPEG, MB DUNCAN, BC PENTICTON, BC DUNCAN, BC

6.0 Support to culturally diverse artists and arts organizations⁴

Cultural diversity is a well of artistic vitality, and the Canada Council for the Arts has been highly successful in supporting the practices of individual culturally diverse artists (artists of African, Asian, Latin American, Middle Eastern or mixed racial descent) through its regular and dedicated programs. In some sectors (notably world music and literary writing) Canadian achievement has been internationally recognized. The Council has offered dedicated capacity-building support to culturally diverse arts organizations for the past decade. Outcomes include greater organizational stability, more effective management, revenue diversification and higher visibility and profile.

In 2011-12 the Canada Council provided an estimated \$8.8 million in funding to culturally diverse artists and arts organizations. This is probably a low estimate, as many culturally diverse artists choose not to self-identify when applying for grants through non-dedicated programs.

An estimated 144 culturally diverse arts organizations received Canada Council funding in this fiscal year. They are listed below.

Table 2: Culturally diverse arts organizations that received grants from the Canada Council in 2011-12⁵

Name	Community
Audience and Market Development Office	
African Stages Association of British Columbia* Alchimies, Créations et Cultures* CanAsian Dance Festival* Co. ERASGA* Compagnie Destins Croisés* Constantinople* Dance Immersion* Diane Kadota Arts Management Festival interculturel du conte de Montréal* Foreign Ghosts Society Inc.* Fung-Chiu Duo H'SAO* Infinitus Luis Mario Ochoa Quintet Mushfiq Ensemble Musique Multi-Montréal Prismatic Arts Society* Productions Yari* Red Chamber* Spence Gallery The Battle of Santiago The Multicultural Theatre Space* Toronto Reel Asian International Film Festival* TransAmazoniennes Can. Inc. 7568304 Transatlantique Danse Imédia*	SURREY, BC MONTREAL, QC TORONTO, ON VANCOUVER, BC MONTREAL, QC MONTREAL, QC TORONTO, ON VANCOUVER, BC MONTREAL, QC MONTREAL, QC MONTREAL, QC MONTREAL, QC RICHMOND, BC YORK, ON OTTAWA, ON MONTREAL, QC HALIFAX, NS SAINT-GABRIEL-DE-BRANDON, QC VANCOUVER, BC TORONTO, ON TORONTO, ON KITCHENER, ON TORONTO, ON MONTREAL, QC MONTREAL, QC
Dance	
Battery Opera Performing Arts Society CanAsian Dance Festival* Co. ERASGA* Collective Of Black Artists	VANCOUVER, BC TORONTO, ON VANCOUVER, BC YORK, ON

⁴ As a result of changes in methodology, figures in this section are not necessarily comparable to figures in previous years' publications.

⁵ Organizations that received funding from more than one section have been indicated by an asterisk.

Name	Community
Compagnie Danse Nyata Nyata	MONTREAL, QC
Compagnie Destins Croisés*	MONTREAL, QC
Dance Immersion*	TORONTO, ON
Danse Carpe Diem	MONTREAL, QC
Danse Danse Inc.	MONTREAL, QC
Fujiwara Dance Inventions	TORONTO, ON
inDance*	TORONTO, ON
Kokoro Dance	VANCOUVER, BC
Little Pear Garden Collective*	TORONTO, ON
Menaka Thakkar Dance Company	THORNHILL, ON
NAfro Dance Productions*	WINNIPEG, MB
New Performance Works Society	VANCOUVER, BC
Pratibha Arts	TORONTO, ON
Sampradaya Dance Creations	MISSISSAUGA, ON
Sinha Danse	MONTREAL, QC
Tiger Princess Dance Projects*	TORONTO, ON
Transatlantique Danse Imédia*	MONTREAL, QC
Tribal Crackling Wind for the Arts*	TORONTO, ON
Wen Wei Dance Society*	VANCOUVER, BC
Zata Omm Dance Projects	EAST YORK, ON
Equity Office	
A Space Gallery*	TORONTO, ON
African Stages Association of British Columbia*	SURREY, BC
AfriCan Theatre Ensemble	NORTH YORK, ON
AfriKadey! Arts & Culture Society of Calgary	CALGARY, AB
Alameda Theatre Company*	TORONTO, ON
Alchimies, Créations et Cultures*	MONTREAL, QC
Aluna Theatre*	TORONTO, ON
Arsenal Pulp Press Book Publishers Ltd.*	VANCOUVER, BC
Asian Arts Freedom School*	TORONTO, ON
B.C. Chinese Music Association	VANCOUVER, BC
Ballet Creole	TORONTO, ON
Black Theatre Workshop*	MONTREAL, QC
CanAsian Dance Festival*	TORONTO, ON
Carlos Bulosan Theatre	TORONTO, ON
Co. ERASGA*	VANCOUVER, BC
Cultural Pluralism in the arts Movement Ontario	TORONTO, ON
Dance Immersion*	TORONTO, ON
Diaspora Dialogues Charitable Society	TORONTO, ON
Diversité Artistique Montréal*	MONTREAL, QC
E-Fagia Visual and Media Arts Organization*	TORONTO, ON
Foreign Ghosts Society Inc.*	MONTREAL, QC
fu-Gen Theatre Company*	TORONTO, ON
Fuse Magazine*	TORONTO, ON
Gendai Gallery*	TORONTO, ON
inDance*	TORONTO, ON
Ipsita Nova Dance Projects	TORONTO, ON
Kala Nidhi Fine Arts of Canada	NORTH YORK, ON
Korean Dance Studies Society of Canada	NORTH YORK, ON
Les Indisciplinaires*	MONTREAL, QC
Little Pear Garden Collective*	TORONTO, ON
Maple Tree Literary Supplement*	OTTAWA, ON
Mémoire d'encrier inc.*	MONTREAL, QC
NAfro Dance Productions*	WINNIPEG, MB
New Harlem Productions*	TORONTO, ON
OktoEcho	MONTREAL, QC
On Edge*	VANCOUVER, BC
Onelight Theatre Society*	HALIFAX, NS
Orchid Ensemble*	VANCOUVER, BC
Prismatic Arts Society*	HALIFAX, NS
Productions Kalabanté*	MONTREAL, QC
Productions nuits d'Afrique	MONTREAL, QC
Puente Theatre Society	VICTORIA, BC
Red Chamber*	VANCOUVER, BC
Regent Park Film Festival Inc.*	TORONTO, ON
RicePaper*	VANCOUVER, BC
The Multicultural Theatre Space*	KITCHENER, ON

Name	Community
Théâtre de l'Urd	QUEBEC, QC
Theatre Replacement Society*	VANCOUVER, BC
Tiger Princess Dance Projects*	TORONTO, ON
Toronto Urban Music Festival Incorporated	BRAMPTON, ON
Tribal Crackling Wind for the Arts*	TORONTO, ON
TSAR Publications*	TORONTO, ON
Vancouver Chinese Instrumental Music Society	VANCOUVER, BC
Vancouver Inter-Cultural Orchestra*	VANCOUVER, BC
Vancouver International Bhangra Celebration Society	VANCOUVER, BC
Vues d'Afrique*	MONTREAL, QC
Wen Wei Dance Society*	VANCOUVER, BC
Inter-Arts Office	
Diversité Artistique Montréal*	MONTREAL, QC
Éditions du CIDIHCA	MONTREAL, QC
Foreign Ghosts Society Inc.*	MONTREAL, QC
Jumblies Theatre*	TORONTO, ON
MAI (Montréal, arts interculturels)	MONTREAL, QC
Miscellaneous Productions Society	VANCOUVER, BC
Powell Street Festival Society	VANCOUVER, BC
Prismatic Arts Society*	HALIFAX, NS
Productions Kalabanté*	MONTREAL, QC
Media Arts	
Ciné-Asie Film Institute	MONTREAL, QC
E-Fagia Visual and Media Arts Organization*	TORONTO, ON
Fighting Marginalization Group	LASALLE, QC
Global Visions Film Festival	EDMONTON, AB
Off-Centre Collective	HALIFAX, NS
On Edge*	VANCOUVER, BC
Regent Park Film Festival Inc.*	TORONTO, ON
Southern Currents Film and Video Collective	TORONTO, ON
Toronto Reel Asian International Film Festival*	TORONTO, ON
Vancouver Latin American Film Festival	VANCOUVER, BC
Vues d'Afrique*	MONTREAL, QC
Music	
Alchimies, Créations et Cultures*	MONTREAL, QC
Bageshree Vaze and Vineet Vyas	TORONTO, ON
Constantinople*	MONTREAL, QC
Etran Finatawa	NIAMEY, NIGER
H'SAO*	MONTREAL, QC
Jumblies Theatre*	TORONTO, ON
Mahour Ensemble	NORTH VANCOUVER, BC
Mighty Popo	WINNIPEG, MB
Nathaniel Dett Chorale	TORONTO, ON
Newworld Theatre Society*	VANCOUVER, BC
Orchid Ensemble*	VANCOUVER, BC
Productions Yari*	SAINT-GABRIEL-DE-BRANDON, QC
Sexteto Tabala de Palenque	BOGOTA, COLUMBIA
Tribal Crackling Wind for the Arts*	TORONTO, ON
Uzume Taiko Ensemble	VANCOUVER, BC
Vancouver Cantonese Opera	SURREY, BC
Vancouver Inter-Cultural Orchestra*	VANCOUVER, BC
Wen Wei Dance Society*	VANCOUVER, BC
Partnership and Networks Office	
Concrete Theatre Society*	EDMONTON, AB
Mile Zero Dance Society	EDMONTON, AB
Theatre	
Alameda Theatre Company*	TORONTO, ON
Aluna Theatre*	TORONTO, ON

Name	Community
b current Performing Arts	TORONTO, ON
Black Theatre Workshop*	MONTREAL, QC
Boca del Lupo Theatre Society	VANCOUVER, BC
Cahoots Theatre Company	TORONTO, ON
Chappie Musical Theatre Project	YORK, ON
Concrete Theatre Society*	EDMONTON, AB
fu-Gen Theatre Company*	TORONTO, ON
Jumbies Theatre*	TORONTO, ON
Le Trunk Collectif	OUTREMONT, QC
Les Indisciplinaires*	MONTREAL, QC
Metachroma Theatre	MONTREAL, QC
Modern Times Stage Players of Toronto	TORONTO, ON
New Harlem Productions*	TORONTO, ON
Newworld Theatre Society*	VANCOUVER, BC
Ngozi Productions	TORONTO, ON
Obsidian Theatre Company	TORONTO, ON
Odelah Creations	MONTREAL, QC
Onelight Theatre Society*	HALIFAX, NS
Red Snow Collective	TORONTO, ON
Renaissance Theatre Company	EAST YORK, ON
Teesri Duniya Theatre	MONTREAL, QC
The Multicultural Theatre Space*	KITCHENER, ON
Theatre Archipelago	NORTH YORK, ON
Théâtre Décalage	MONTREAL, QC
Theatre Replacement Society*	VANCOUVER, BC
Urban Ink Production Society	VANCOUVER, BC
Why Not Theatre	ETOBICOKE, ON

Visual Arts

A Space Gallery*	TORONTO, ON
E-Fagia Visual and Media Arts Organization*	TORONTO, ON
Gendai Gallery*	TORONTO, ON
Latin American Art Projects	TORONTO, ON
LIVE Biennale of Performance Art Society	VANCOUVER, BC
South Asian Visual Arts Collective	TORONTO, ON
Third Space Art Projects	HAMILTON, ON
Tree Museum Inc.	NORTH YORK, ON
Vancouver International Centre for Contemporary Asian Art	VANCOUVER, BC

Writing and Publishing

African Canadian Children's Literary Festival	ETOBICOKE, ON
Alt.Theatre: Cultural Diversity and the Stage	MONTREAL, QC
Arsenal Pulp Press Book Publishers Ltd.*	VANCOUVER, BC
Asian Arts Freedom School*	TORONTO, ON
Black Dot Roots and Culture Collective	BURNABY, BC
Dub Poets Collective	TORONTO, ON
Eventual Ashes	TORONTO, ON
Festival interculturel du conte de Montréal*	MONTREAL, QC
Fuse Magazine*	TORONTO, ON
Historic Joy Kogawa House	VANCOUVER, BC
Historic Joy Kogawa House Society	VANCOUVER, BC
Kalmunity Vibe Collective	MONTREAL, QC
Maple Tree Literary Supplement*	OTTAWA, ON
Mémoire d'encrier Inc.*	MONTREAL, QC
Mile End Poets Festival	MONTREAL, QC
Montreal Serai	MONTREAL, QC
RicePaper*	VANCOUVER, BC
TSAR Publications*	TORONTO, ON
Westhaven - Elmhurst Community Association	MONTREAL, QC
Word Iz Bond Spoken Word Artists' Collective	HALIFAX, NS
Wordrhythm Productions	HALIFAX, NS

7.0 Support to artists and organizations from Deaf and disability arts sectors⁶

In 2010, the Canada Council for the Arts began the development of the ‘Expanding the Arts: Deaf and Disability Arts, Access and Equality Strategy’. This strategy identifies three main goals which include: 1) increasing access, support and participation in Canada Council programs; 2) recognizing, supporting and promoting Deaf and disability arts; and 3) encouraging the public engagement of Canadians who are Deaf and/or have a disability, in arts and culture. In November 2011, the Equity Office Capacity Building Initiative expanded to be responsive to these sectors.

The Canada Council for the Arts provided an estimated \$1.1 million in funding to artists and organizations from Deaf and disability arts sectors in 2011-12. It should be noted that this figure is underestimated as many artists who are Deaf or have disabilities do not self-identify on Canada Council grant application forms.

In 2011-12, the Canada Council for the Arts provided \$679,163 in funding to 24 Deaf and disability arts organizations.

Table 3: Deaf and disability arts organizations that received grants from the Canada Council in 2011-12⁷

Name	Community
Dance	
Corpuscule Danse* Momo Mixed Ability Movements Arts Society of Calgary* Propeller Dance*	MONTREAL, QC CALGARY, AB OTTAWA, ON
Equity Office	
Abilities Arts Festival: A Celebration of Disability Arts and Culture Canadian Cultural Society of the Deaf Inc. Corpuscule Danse* Gallery Gachet* Joe Jack et John* Keys to the Studio Kickstart Disability Arts and Culture* Le Bureau de l'APA Les Productions des Pieds des Mains Momo Mixed Ability Movements Arts Society of Calgary* Picasso Pro Picture this...film festival Propeller Dance* Realwheels Society* Sparks Arts and Disability Network SPill-Propagation Stage Left Productions Theatre Association* Theatre Terrific Society* Toronto International Deaf Film and Arts Festival	TORONTO, ON TORONTO, ON MONTREAL, QC VANCOUVER, BC MONTREAL, QC TORONTO, ON VANCOUVER, BC QUEBEC, QC MONTREAL, QC CALGARY, AB TORONTO, ON CALGARY, AB OTTAWA, ON VANCOUVER, BC WINNIPEG, MB GATINEAU, QC CALGARY, AB VANCOUVER, BC MISSISSAUGA, ON
Inter-Arts Office	
Folie/Culture Kickstart Disability Arts and Culture* Realwheels Theatre Society* Stage Left Productions*	QUEBEC, QC VANCOUVER, BC VANCOUVER, BC CALGARY, AB

⁶ As a result of changes in methodology, figures in this section are not necessarily comparable to figures in previous years' publications.

⁷ Organizations that received funding from more than one section have been indicated by an asterisk.

Name	Community
Media Arts	
Workman Theatre Project of Ontario Inc.	TORONTO, ON
Partnership and Networks Office	
In-Definite Arts Society	CALGARY, AB
Theatre	
Joe Jack et John*	MONTREAL, QC
Theatre Terrific Society*	VANCOUVER, BC
Visual Arts	
Gallery Gachet*	VANCOUVER, BC

8.0 Support to arts organizations and artists producing or creating work for young audiences⁸

The Canada Council for the Arts provided an estimated \$9.6 million in funding to arts organizations and artists producing or creating work for young audiences. This figure includes funding to both arts organizations with a young audience mandate as well as to arts organizations which target some performances, exhibitions or other activity to young audiences (only a percentage of funding to these latter arts organizations is included in the figure above – usually an estimated 5% to 10% of the grant).

In 2011-12, the Canada Council provided funding to an estimated 115 arts organizations with a young audience mandate listed below.

Table 4: Young audience arts organizations that received grants from the Canada Council in 2011-12⁹

Name	Community
Aboriginal Arts Office	
Kegedonce Press*	WIARTON, ON
Audience and Market Development Office	
Arsenal à musique*	MONT-ROYAL, QC
Axis Theatre Company*	VANCOUVER, BC
Bouge de là inc.*	MONTREAL, QC
Carrousel, compagnie de théâtre*	MONTREAL, QC
Conundrum Press*	WOLFVILLE, NS
Dynamo Théâtre*	MONTREAL, QC
Green Thumb Theatre*	VANCOUVER, BC
KBAM! Kevin Bruce Arts Management	VANCOUVER, BC
Kids' Entertainment	TORONTO, ON
Monster Theatre	VANCOUVER, BC
Moulin à Musique*	MONTREAL, QC
One Woman Circus	VANCOUVER, BC
Ottawa International Children's Festival	OTTAWA, ON
Panadream Theatre	MONTREAL, QC
Quest Theatre Society*	CALGARY, AB
Shameless Husky Productions*	VANCOUVER, BC
Sursaut Compagnie de danse*	SHERBROOKE, QC
Théâtre de L'Aubergine	QUEBEC, QC
Théâtre de L'Oeil Inc.*	MONTREAL, QC
Théâtre des Confettis*	QUEBEC, QC
Théâtre du Gros Mécano*	QUEBEC, QC
Théâtre la Catapulte*	OTTAWA, ON
Théâtre Motus*	LONGUEUIL, QC
Théâtre Petit à Petit Inc.*	MONTREAL, QC
Dance	
Bouge de là inc.*	MONTREAL, QC
Sursaut Compagnie de danse*	SHERBROOKE, QC
Endowments and Prizes	
Éditions Héritage Inc.*	SAINT-LAMBERT, QC
Kids Can Press Ltd.*	TORONTO, ON
Tundra Books*	TORONTO, ON

⁸ As a result of changes in methodology, figures in this section are not necessarily comparable to figures in previous years' publications.

⁹ Organizations that received funding from more than one section have been indicated by an asterisk.

Name	Community
Inter-Arts Office	
Miscellaneous Productions Society	VANCOUVER, BC
St. Albans Boys and Girls Club	TORONTO, ON
Media Arts	
Culture for Kids in the Arts	HAMILTON, ON
Reel to Real International Film Festival for Youth	VANCOUVER, BC
Reel to Real: A Celebration of Moving Images for Youth Society	VANCOUVER, BC
Sketch working arts*	TORONTO, ON
Music	
Arsenal à musique*	MONT-ROYAL, QC
ArtStarts in Schools	VANCOUVER, BC
Fanfare PourPour	MONTREAL, QC
Moulin à Musique*	MONTREAL, QC
Opéra / Théâtre Voxpopuli	MONTREAL, QC
Sho, Mo and the Monkey Bunch	TORONTO, ON
Sketch working arts*	TORONTO, ON
Partnership and Networks Office	
Concrete Theatre Society*	EDMONTON, AB
Evergreen Theatre Society	CALGARY, AB
Theatre	
Axis Theatre Company*	VANCOUVER, BC
Bluff Productions Inc.	LAVAL, QC
Calgary International Children's Festival	CALGARY, AB
Carousel Players	ST CATHARINES, ON
Carousel Theatre Company	VANCOUVER, BC
Carrusel, compagnie de théâtre*	MONTREAL, QC
Cercle Molière	WINNIPEG, MB
Children's Peace Theatre	EAST YORK, ON
Compagnie du Toboso	MONTREAL, QC
Concrete Theatre Society*	EDMONTON, AB
Coopérative de Théâtre l'Escaouette	MONCTON, NB
Côté Scène	SHERBROOKE, QC
Dynamo Théâtre*	MONTREAL, QC
Eldorado Théâtre	MONTREAL, QC
Geordie Productions Inc.	MONTREAL, QC
Green Thumb Theatre*	VANCOUVER, BC
Halifax Theatre for Young People	HALIFAX, NS
L'Arrière Scène, centre dramatique pour l'enfance et la jeunesse	BELOEIL, QC
L'Illusion, théâtre de marionnettes	MONTREAL, QC
Maison québécoise du théâtre pour l'enfance et la jeunesse	MONTREAL, QC
Manitoba Theatre for Young People	WINNIPEG, MB
Mathieu, François et les autres	MONTREAL, QC
Mermaid Theatre of Nova Scotia	WINDSOR, NS
Petit Théâtre de Sherbrooke Inc.	SHERBROOKE, QC
Quest Theatre Society*	CALGARY, AB
Roseneath Theatre Company	TORONTO, ON
Shakespeare in Action	TORONTO, ON
Shameless Hussy Productions*	VANCOUVER, BC
Théâtre à l'Envers	MONTREAL, QC
Théâtre Alacenne	MONCTON, NB
Théâtre Bouches Décousues	MONTREAL, QC
Théâtre de l'Avant-Pays	MONTREAL, QC
Théâtre de L'Oeil Inc.*	MONTREAL, QC
Théâtre de la Vieille 17	OTTAWA, ON
Théâtre de Quartier	MONTREAL, QC
Théâtre des 4 coins	QUEBEC, QC
Théâtre des Confettis*	QUEBEC, QC
Théâtre des Petites Âmes	MONTREAL, QC

Name	Community
Theatre Direct Canada Théâtre du Gros Mécano* Théâtre Ébouriffé Théâtre la Catapulte* Théâtre Le Clou Théâtre Les Gens d'en bas Théâtre Motus* Théâtre Petit à Petit Inc.* Théâtre Populaire d'Acadie Young Peoples Theatre Youthatre Inc.	TORONTO, ON QUEBEC, QC MONTREAL, QC OTTAWA, ON MONTREAL, QC LE BIC, QC LONGUEUIL, QC MONTREAL, QC CARAQUET, NB TORONTO, ON MONTREAL, QC
Visual Arts	
No. 9 Contemporary art + the Environment	TORONTO, ON
Writing and Publishing	
African Canadian Children's Literary Festival Annick Press Ltd. Bayard Canada Livres Inc. Bouton d'or Acadie Breakwater Books Ltd. Claremont Review Communication-Jeunesse Conundrum Press* Éditions de l'Isatis Inc. Éditions de la Bagnole Éditions de la courte échelle inc. Éditions de la Paix inc. Éditions du Boréal Éditions du soleil de minuit Éditions FouLire Éditions Héritage Inc.* Éditions Imagine inc. Éditions Les 400 Coups Inc. Éditions Michel Quintin Inc. Éditions Pierre Tisseyre Inc. Éditions Trampoline Éditions Triptyque Grande Prairie Children's Literature Roundtable Groundwood Books Ltd. Hackmatack Children's Choice Book Award & Society Idélire Inter. art actuel Kegedonce Press* Kids Can Press Ltd.* La Fête du livre et de la lecture de Longueuil Lis avec moi Lurelu Milton's Book Festival for Children Orca Book Publishers Ltd. Owlkids Books Inc. Pemmican Publications Inc. Revue Alibis Simply Read Books Inc. Soulières Éditeur The Canadian Children's Book Centre Tradewind Books Ltd. Tundra Books* Westhaven - Elmhurst Community Association	ETOBICOKE, ON TORONTO, ON MONTREAL, QC MONCTON, NB ST. JOHN'S, NL VICTORIA, BC MONTREAL, QC WOLFVILLE, NS MONTREAL, QC OUTREMONT, QC MONTREAL, QC ST-ALPHONSE-DE-GRANBY, QC MONTREAL, QC ST-DAMIEN-DE-BRANDON, QC CHARLESBOURG, QC SAINT-LAMBERT, QC MONTREAL, QC MONTREAL, QC WATERLOO, QC ROSEMÈRE, QC LONGUEUIL, QC MONTREAL, QC GRANDE PRAIRIE, AB TORONTO, ON HALIFAX, NS VANCOUVER, BC QUEBEC, QC WIARTON, ON TORONTO, ON LONGUEUIL, QC LAVAL-DES-RAPIDES, QC MONTREAL, QC MILTON, ON VICTORIA, BC TORONTO, ON WINNIPEG, MB LÉVIS, QC VANCOUVER, BC ST-LAMBERT, QC TORONTO, ON VANCOUVER, BC TORONTO, ON MONTREAL, QC

9.0 Detailed tables of Canada Council funding

Parliamentary appropriation and arts funding, 1957-58 to 2011-12

- Over the past 55 years, Canada Council arts funding totalled \$5,986,177,045 while its parliamentary appropriation totalled \$6,286,571,952 in 2011-12 dollars.

Table 5: Parliamentary appropriation and Canada Council arts funding, 1957-58 to 2011-12 ⁱ				
Fiscal year	Parliamentary appropriation ⁱⁱ		Canada Council arts funding ⁱⁱⁱ	
	Current dollars	2011-12 dollars ^{iv}	Current dollars	2011-12 dollars
1957-58 ^v	749,000	6,067,912
1958-59	1,435,000	11,319,507
1959-60	1,263,000	9,897,627
1960-61	1,397,000	10,806,471
1961-62	1,406,000	10,737,541
1962-63	1,478,000	11,145,421
1963-64	1,424,000	10,604,820
1964-65	1,475,000	10,783,689
1965-66 ^{vi}	1,933,000	13,795,637	3,374,000	24,079,917
1966-67	3,108,000	21,294,240	4,297,000	29,440,589
1967-68	6,637,000	43,965,541	7,039,000	46,628,514
1968-69	7,479,000	47,698,516	8,689,000	55,415,484
1969-70	8,492,000	51,684,812	9,412,000	57,284,203
1970-71	8,831,000	52,159,453	10,269,000	60,652,862
1971-72	10,513,000	60,311,421	12,069,000	69,237,947
1972-73	14,326,000	78,433,215	15,239,000	83,431,785
1973-74	17,323,000	88,009,648	18,986,000	96,458,534
1974-75	20,447,000	93,572,340	22,411,000	102,560,263
1975-76	30,181,000	124,782,824	31,062,000	128,425,303
1976-77	32,620,000	125,760,064	33,205,000	128,015,418
1977-78	37,537,000	133,948,997	37,815,000	134,941,027
1978-79	39,152,000	128,260,240	41,074,000	134,556,628
1979-80	41,116,000	123,245,210	41,795,000	125,280,513
1980-81	44,647,000	121,663,075	43,693,000	119,063,425
1981-82	52,941,000	128,234,867	51,557,000	124,882,511
1982-83	59,883,000	130,782,727	60,754,000	132,684,965
1983-84	65,581,000	135,338,415	65,502,000	135,175,384
1984-85	72,614,000	143,670,274	70,108,000	138,712,033
1985-86	74,244,000	141,299,295	69,257,000	131,808,163
1986-87	85,311,000	155,926,660	84,088,000	153,691,329
1987-88	96,895,000	169,601,613	82,545,000	144,483,876
1988-89	93,251,000	157,033,636	93,337,000	157,178,459
1989-90	103,503,000	165,909,221	94,681,000	151,768,074
1990-91	104,054,000	159,133,605	95,604,000	146,210,709
1991-92	105,493,000	152,760,999	96,322,000	139,480,771
1992-93	108,215,000	154,464,030	98,076,000	139,991,814
1993-94	99,335,000	139,138,627	89,702,000	125,645,675
1994-95	98,362,000	137,614,980	86,479,000	120,989,873
1995-96	97,946,000	134,060,792	84,300,000	115,383,219

^{xiii} 2003-04 Parliamentary Appropriation includes \$25 million supplementary appropriation, \$1,119,000 for Terminus 1525, \$580,000 for Dance Presenters, \$500,000 for IPOLC, \$450,000 for PICLO, \$1 million for Equipment Acquisition Assistance for Media Arts Production Organizations, and \$50,000 for the Creator Rights Alliance.

^{xiv} 2004-05 Parliamentary Appropriation includes \$25 million supplementary appropriation, \$600,000 for Terminus 1525, \$300,000 for the Sound Recording Development program, \$500,000 for IPOLC, \$450,000 for PICLO, \$230,000 for CITF (Commission internationale du théâtre francophone), and \$200,000 for the SPARK initiative (also contribution of \$1.5M to the reallocation initiative).

^{xv} 2005-06 Parliamentary Appropriation includes \$25 million supplementary appropriation and a portion of \$2,500,000 for Capacity Building Initiative (also contribution of \$1.5M to the reallocation initiative).

^{xvi} The Parliamentary Appropriation for 2006-07 includes a supplement of \$20 million; it is preliminary and subject to revision.

^{xvii} The Parliamentary Appropriation for 2007-08 includes a supplement of \$30 million.

^{xviii} The Parliamentary Appropriation for 2008-09 includes supplements of \$500,000 for the UNESCO International Fund for Cultural Diversity, \$800,000 for PICLO/IPOLC, and \$250,000 for Sound Recording Development program.

^{xix} The Parliamentary Appropriation for 2009-10 includes a supplement of \$750,000 for the implementation of the new National Translation Program for Book Publishing and an retroactive adjustment of \$1.5M for compensation adjustment.

^{xx} The Parliamentary Appropriation for 2010-11 was reduced by \$1,356,000 as a result of the transfer of resources to other partners for the management of the Canada Music Fund Program. Furthermore, the appropriation figure includes a fiscal restraint reduction of \$185,968 as well as a supplement of \$127,000 for the Commission internationale du théâtre francophone (CITF).

^{xxi} The Parliamentary Appropriation for 2011-12 was reduced by \$959,500 in relation to the National Translation Program for Book Publishing. Furthermore, the appropriation figure includes supplements of \$127,000 for the Commission internationale du théâtre francophone (CITF) and \$50,000 for the Qualitative Enquiry on Arts Presentation being conducted by the Canadian Arts Presenting Association (CAPACOA).

**Table 6: Canada Council for the Arts grants by province and territory, 2011-12:¹
Comparison with population, artists, grant applications and peer assessment committee members**

	Canada Council grant \$ 2011-12	% of grants (Canada)	Population 2011 Census ('000s) ²	% of population	Number of artists 2006 ³	% of artists	Total grant applications 2011-12	% of total grant appl's (Canada)	Peer assessors 2011-12 ⁴	% of Peer assessors (Canada)
Newfoundland and Labrador	\$1,673,032	1.17%	514.5	1.54%	1,200	0.86%	163	1.07%	19	2.88%
Prince Edward Island	\$382,940	0.27%	140.2	0.42%	470	0.34%	51	0.34%	2	0.30%
Nova Scotia	\$4,284,225	2.98%	921.7	2.75%	3,735	2.67%	441	2.91%	38	5.76%
New Brunswick	\$2,278,833	1.59%	751.2	2.24%	1,900	1.36%	218	1.44%	16	2.42%
Québec	\$47,217,778	32.89%	7,903.0	23.61%	30,170	21.54%	5,068	33.41%	201	30.45%
Ontario	\$47,050,063	32.77%	12,851.8	38.39%	56,860	40.60%	4,759	31.38%	166	25.15%
Manitoba	\$6,757,213	4.71%	1,208.3	3.61%	3,920	2.80%	433	2.85%	30	4.55%
Saskatchewan	\$3,335,929	2.32%	1,033.4	3.09%	3,045	2.17%	272	1.79%	12	1.82%
Alberta	\$9,635,427	6.71%	3,645.3	10.89%	12,160	8.68%	1,156	7.62%	54	8.18%
British Columbia	\$19,766,321	13.77%	4,400.1	13.14%	25,890	18.49%	2,477	16.33%	117	17.73%
Yukon	\$479,225	0.33%	33.9	0.10%	210	0.15%	66	0.44%	2	0.30%
Northwest Territories	\$303,642	0.21%	41.5	0.12%	180	0.13%	27	0.18%	1	0.15%
Nunavut	\$403,930	0.28%	31.9	0.10%	250	0.18%	37	0.24%	2	0.30%
TOTAL (excl. international)	\$143,568,558	100.00%	33,476.7	100.0%	140,040	100.00%	15,168	100.00%	660	100.00%
Other (international)	\$1,580,252	526	..	6	..
TOTAL (incl. international)	\$145,148,810	15,694	..	666	..

¹ All Canada Council grant figures exclude Art Bank purchases, special funds, PLR and UNESCO.

² Statistics Canada: Canada's National Statistical Agency. "Population and dwelling counts, for Canada, provinces and territories, 2011 and 2006 censuses" April 2012, <<http://www12.statcan.gc.ca/census-recensement/2011/dp-pd/hltfst/pd-pl/Table-Tableau.cfm?LANG=Eng&T=101&S=50&O=A>>.

³ Hill Strategies Research Inc. "Artists in Canada's Provinces and Territories Based on the 2006 Census," *Statistic Insights on the Arts*, Vol.7 No. 5, March 2009, <http://www.hillstrategies.com/docs/Artists_provinces2006.pdf>.

⁴ Excludes external assessors and staff

Table 7: Five-year breakdown of grants by discipline
2007-08 to 2011-12⁵

	2007-08	2008-09	2009-10	2010-11	2011-12
Dance	\$18,541,929	\$18,754,529	\$18,304,752	\$18,625,326	\$18,528,171
Inter-Arts	\$2,374,260	\$3,121,957	\$2,520,305	\$2,563,955	\$2,655,745
Media Arts	\$14,355,164	\$14,243,196	\$14,299,240	\$13,419,401	\$16,684,332
Music	\$33,961,538	\$29,629,542	\$29,473,318	\$28,149,771	\$28,087,660
Theatre	\$29,136,851	\$26,968,075	\$26,583,041	\$26,823,304	\$26,646,459
Visual Arts	\$21,701,507	\$21,035,945	\$21,252,130	\$21,255,694	\$21,219,900
Writing and Publishing	\$24,158,223	\$23,717,419	\$24,574,977	\$24,237,315	\$24,241,918
Prizes and Other ⁶	\$8,574,135	\$8,168,680	\$9,128,401	\$7,249,319	\$7,084,625
Grants Programs⁷	\$152,803,607	\$145,639,343	\$146,136,164	\$142,324,085	\$145,148,810
Public Lending Right Program	\$9,115,095	\$9,901,024	\$9,939,089	\$9,901,337	\$9,921,247
Art Bank Purchase Program	...	\$231,265	\$286,066	\$49,470	\$301,325
Canadian Commission for UNESCO	\$76,745	\$82,601	\$92,300	\$135,010	\$110,000
Special Funds ⁸	\$2,622,662	\$2,415,955	\$2,219,590	\$2,127,214	\$2,217,549
TOTAL FUNDING OF THE CANADA COUNCIL FOR THE ARTS	\$164,618,109	\$158,270,188	\$158,673,209	\$154,537,116	\$157,698,931

⁵ Total grants figures may not add due to rounding. Also, figures are compiled from a "live" system that reflects ongoing changes to the status of individual grants, including grant adjustments, grant cancellations and declined grants. As a result, grant totals on this table may vary slightly from grant totals appearing on other tables produced at an earlier or later date.

⁶ "Other" includes the Audience and Market Development programs, the Aboriginal Arts Secretariat, the Equity Office, the 50th Anniversary program, and miscellaneous funding through the office of the Director of the Arts Division.

⁷ The total of Grants Programs excludes prizes awarded through special funds, such as the Molson Prize, Killam Prizes etc. and Public Lending Right payments. The Total Funding of the Canada Council for the Arts includes Special funds (see note 8 below) as well as Public Lending Right Payments.

⁸ Special Funds includes all endowed prizes, Killam Research Fellowships and Prizes and the Japan-Canada Fund.

**Table 8: Five-year breakdown of grants by province and territory,
2007-08 to 2011-12**

	2007-08	2008-09	2009-10	2010-11	2011-12
Newfoundland and Labrador	\$1,753,580	\$1,630,998	\$1,666,595	\$1,417,260	\$1,673,032
Prince Edward Island	\$423,933	\$305,375	\$379,245	\$353,890	\$382,940
Nova Scotia	\$4,289,679	\$3,900,798	\$4,304,427	\$4,146,649	\$4,284,225
New Brunswick	\$2,144,875	\$2,135,105	\$2,015,550	\$1,968,505	\$2,278,833
Québec	\$47,820,618	\$45,692,986	\$46,256,455	\$44,601,290	\$47,217,778
Ontario	\$50,961,488	\$48,244,065	\$47,778,321	\$48,021,070	\$47,050,063
Manitoba	\$6,707,026	\$6,335,847	\$6,568,630	\$6,322,559	\$6,757,213
Saskatchewan	\$3,182,852	\$3,526,524	\$3,536,871	\$3,533,388	\$3,335,929
Alberta	\$10,490,767	\$10,294,200	\$10,469,130	\$9,487,394	\$9,635,427
British Columbia	\$22,562,270	\$21,329,868	\$20,704,507	\$20,458,486	\$19,766,321
Yukon	\$453,555	\$511,427	\$524,510	\$399,280	\$479,225
Northwest Territories	\$232,040	\$204,105	\$197,365	\$299,160	\$303,642
Nunavut	\$506,898	\$236,470	\$457,500	\$281,500	\$403,930
Other ⁹	\$1,274,026	\$1,291,575	\$1,277,058	\$1,103,654	\$1,580,252
Grants Programs	\$152,803,607	\$145,639,343	\$146,136,164	\$142,324,085	\$145,148,810

⁹ Includes arts organizations and artists whose address is outside Canada, e.g. grant recipients under the International Translation Grants Program.

Table 9: Grants by Program and Province or Territory, 2011-12

UNIT	PROGRAM	NL	PE	NS	NB	QC	ON	MB	SK	AB	BC	YT	NT	NU	FOREIGN	TOTAL
Aboriginal Arts Office						\$349,300	\$346,550	\$68,000	\$78,500	\$60,600	\$145,500	\$71,600	\$27,000	\$148,700		\$1,295,750
0354	Elder and Youth Legacy Program					20,500	12,000		37,000				17,000	16,000		102,500
0359	Artists and Community Collaboration Program (ACCP)					20,000	17,250			20,000	16,500					73,750
0362	Travel Grants for Aboriginal Collaborative Projects					2,500	7,500			7,500	4,500		2,000			24,000
0363	Capacity Building Program: Flying Eagle					16,000	29,300		4,000	3,100	8,000	4,000		4,000		68,400
0366	Aboriginal Peoples Collaborative Exchange: International					58,000	77,500	25,000		30,000	30,000	30,000		78,700		329,200
0367	Aboriginal Peoples Collaborative Exchange: National					44,800	26,000				11,500	17,600				99,900
0386	Capacity Building Program: Multi-Year Project Funding					160,000	170,000		30,000		50,000	20,000		50,000		480,000
0387	Capacity Building Program: Annual Project Funding					27,500	7,000	43,000	7,500		25,000		8,000			118,000
Audience and Market Development		\$3,547	\$2,760	\$39,150	\$15,315	\$921,208	\$598,172	\$47,110	\$9,827	\$40,670	\$330,250	\$33,655			\$36,105	\$2,077,769
0337	The Flying Squad					21,390	17,800				9,140					48,330
0338	Grants to Agents, Managers and Artists' Representatives in the Performing Arts: Annual and Multi-year			10,000		321,935	231,000	21,265			144,200	20,000				748,400
0340	Audience and Market Development Travel Grants: Canada	1,747		10,540	11,800	100,235	84,270	14,660	1,500	11,160	49,355	7,200				292,467

UNIT	PROGRAM	NL	PE	NS	NB	QC	ON	MB	SK	AB	BC	YT	NT	NU	FOREIGN	TOTAL
0346	Audience and Market Development Travel Grants Program: International	1,800	2,760	18,610	3,515	477,648	265,102	11,185	8,327	29,510	127,555	6,455			36,105	988,572
Dance		\$46,600		\$138,000	\$155,000	\$7,304,170	\$6,166,541	\$1,377,050		\$799,000	\$2,450,310	\$2,000			\$89,500	\$18,528,171
2105	Travel Grants to Dance Professionals					15,590	17,500	1,250		4,500	14,950	2,000			2,500	58,290
2120	Creation/ Production in Dance			50,000	30,000	4,573,000	4,212,000	1,175,000		630,000	1,147,000					11,817,000
2121	Artists and the Community Collaboration Program (ACCP)					20,000	20,000				46,000					86,000
2151	Dance Touring Grants				95,000	263,000	218,801	151,800			153,000					881,601
2155	Dance Touring Grants - International					529,150	89,000	45,000			102,200					765,350
2167	Dance Presenter Support: Festivals	35,900				253,000	165,733			25,000	90,000					569,633
2168	Dance Presenter Support: Foreign Artists Tours					15,000	45,000				13,500					73,500
2170	Support Services to the Dance Milieu	3,200		55,000		417,500	526,100			80,000	264,200					1,346,000
2177	Annual Support to Aboriginal Peoples Dance Companies, Organizations and Collectives										175,000					175,000
2178	Aboriginal Peoples Production Project Grants in Dance						140,000				10,000					150,000
2180	The Dance Flying Squad: An Organizational Development Program	7,500				99,200	53,040			7,000	27,460					194,200
2201	Grants to Dance Professionals: Emerging/Mid-Career			19,000		114,500	85,500	4,000		9,500	61,000				17,000	310,500
2202	Grants to Dance Professionals: Established					56,500	68,500				18,000					143,000

UNIT	PROGRAM	NL	PE	NS	NB	QC	ON	MB	SK	AB	BC	YT	NT	NU	FOREIGN	TOTAL
2203	Production Project Grants in Dance				30,000	711,000	356,000			43,000	251,000				20,000	1,411,000
2204	Grants to Aboriginal Dance Professionals					10,000	15,000									25,000
2217	Dance On Screen Production Fund					69,230					20,000				50,000	139,230
2218	Support for Creation-based Collaborations: Local, National and International (Pilot Program)			14,000		157,500	154,367				57,000					382,867
Director Arts Disciplines							\$60,000									\$60,000
0477	Special Initiatives Grants						60,000									60,000
Endowments & Prizes				\$96,000		\$353,000	\$395,370	\$10,000		\$28,000	\$37,000				\$76,000	\$995,370
8021	Jacqueline Lemieux Prize					6,000										6,000
8022	Peter Dwyer Scholarships (National Ballet School)						10,000									10,000
8084	Robert Fleming Prize					2,000										2,000
8085	Virginia Parker Award														25,000	25,000
8086	Healey Willan Prize										5,000					5,000
8087	Jules Léger Prize for New Chamber Music					7,500	3,870									11,370
8088	Eckhardt-Gramatté National Music Competition							9,000								9,000
8090	National Competition for Amateur Choirs			20,000												20,000
8098	Michael Measures Prize					15,000										15,000
8131	Peter Dwyer Scholarships (National Theatre School)					10,000										10,000
8132	Governor General's Performing Arts Awards						150,000									150,000
8141	Saidye Bronfman Award									25,000						25,000

UNIT	PROGRAM	NL	PE	NS	NB	QC	ON	MB	SK	AB	BC	YT	NT	NU	FOREIGN	TOTAL
8142	Prix de Rome in Architecture			50,000		34,000										84,000
8143	Governor General's Awards in Visual and Media Arts			25,000		25,000	75,000				25,000				25,000	175,000
8161	Governor General's Literary Awards			1,000		229,500	138,500	1,000		3,000	7,000				26,000	406,000
8171	Governor General's Literary Awards - Publisher Promotion					24,000	18,000									42,000
Equity Office				\$24,000		\$309,787	\$783,326	\$54,000		\$110,736	\$374,500					\$1,656,349
0372	Travel Grants to Stand Firm Participants (Culturally Diverse Arts Organizations)			1,000			1,000									2,000
0379	Capacity Building Initiative: Travel Grants			3,000			23,350			4,000	6,500					36,850
0382	Capacity Building Initiative - Multi-Year Grants					228,287	681,490	22,000		53,250	355,500					1,340,527
0383	Capacity Building Initiative - Project Grants			20,000		81,500	77,486	32,000		53,486	12,500					276,972
Inter-Arts Office		\$14,800		\$13,900	\$20,000	\$1,345,470	\$344,750	\$40,000	\$131,000	\$75,000	\$558,825		\$30,000	\$67,000	\$15,000	\$2,655,745
2923	Integrated Arts and Contemporary Circus Art Program for Arts Professionals: Travel Grants					27,500	23,250		5,000		13,250			2,000		71,000
2928	Visiting Foreign Artists Program						3,000				2,000					5,000
2931	The Flying Squad			8,000		47,470	4,000				8,075					67,545
2934	Integrated Arts and Contemporary Circus Art Program for Organizations: Creation/ Production Project Grants	14,800		5,900		114,500	9,000				60,000					204,200

UNIT	PROGRAM	NL	PE	NS	NB	QC	ON	MB	SK	AB	BC	YT	NT	NU	FOREIGN	TOTAL
2935	Integrated Arts and Contemporary Circus Art Program for Organizations: Dissemination, Support and Development Project and Annual Programming Grants				20,000	422,300	120,000		30,000	50,000	158,500		30,000			830,800
2936	Integrated Arts and Contemporary Circus Art Program for Organizations: Operating Grants					462,000			81,000	25,000	150,000			65,000		783,000
2938	Integrated Arts and Contemporary Circus Art Program: Touring Grants					73,000		15,000								88,000
2939	Inter-Arts Office: Project Grants for Organizations - Artists and Community Collaboration						52,000				68,000					120,000
2940	Inter-Arts Office: Project Grants for Organizations						76,000									76,000
2946	Integrated Arts and Contemporary Circus Art Program for Artists					198,700	57,500	25,000	15,000		57,000				15,000	368,200
2947	Integrated Arts and Contemporary Circus Art Program for Artists: Artists and Community Collaboration										42,000					42,000
Media Arts		\$351,080	\$98,480	\$359,430	\$333,738	\$5,969,628	\$5,022,784	\$840,395	\$288,652	\$889,928	\$2,029,505	\$144,970	\$139,242	\$52,500	\$164,000	\$16,684,332
3204	Grants to Film and Video Artists	20,000		30,000	120,000	1,780,040	1,113,000	89,000		157,000	304,000	60,000	9,000		138,000	3,820,040
3209	Grants to New Media and Audio Artists: New Media Residencies					59,000									23,000	82,000

UNIT	PROGRAM	NL	PE	NS	NB	QC	ON	MB	SK	AB	BC	YT	NT	NU	FOREIGN	TOTAL
3215	Grants to New Media and Audio Artists - Production Grants			8,000	16,000	360,000	280,000			15,000	143,000		17,000			839,000
3220	Grants to New Media and Audio Artists - Research Grants					79,000	75,000	20,000		20,000	6,000					200,000
3225	Travel Grants to Media Artists	3,625		2,250	4,000	110,850	60,450	7,750	11,500	12,751	34,594	1,000		2,500	3,000	254,270
3226	Visiting Foreign Artists Program (Pilot Program)			2,500			17,500	7,000								27,000
3240	Aboriginal Media Arts Program	69,000				118,000	154,576	40,000		88,000	45,000					514,576
3252	Artists and Community Collaboration Program (ACCP)			20,000		10,000	106,500	7,000	20,000	20,000	35,000		20,000			238,500
3305	The Flying Squad					79,370	10,210	6,000			27,920	6,500				130,000
3306	Grants to Media Arts Organizations: Multi-Year Operating	130,500	42,400	202,780	105,900	1,965,850	1,826,200	428,820	158,680	364,320	923,900	43,720	25,000	50,000		6,268,070
3307	Grants to Media Arts Organizations: Equipment Purchase	77,830	28,880	66,500	63,868	733,668	809,363	133,325	98,472	181,097	229,141	14,250	32,442			2,468,836
3308	Grants to Media Arts Organizations: Initiatives	34,000	27,200	27,400	23,970	304,140	320,425	101,500		21,760	111,500		35,800			1,007,695
3309	Grants to Media Arts Organizations: Emergency Fund						2,000									2,000
3312	Project Grants to Media Arts Organizations, Groups and Collectives	16,125				369,710	247,560			10,000	169,450	19,500				832,345
Music		\$191,580	\$62,150	\$942,600	\$69,700	\$7,256,653	\$10,226,591	\$1,538,144	\$366,500	\$2,633,025	\$4,454,297	\$23,450	\$3,000	\$18,750	\$301,220	\$28,087,660
3550	Professional Choir Program	35,500		9,000		61,000	340,500	24,000		53,000	287,000					810,000
3560	New Music Program	45,000		39,000	12,000	711,100	1,023,000	45,000	7,500	32,300	289,100					2,204,000

UNIT	PROGRAM	NL	PE	NS	NB	QC	ON	MB	SK	AB	BC	YT	NT	NU	FOREIGN	TOTAL
3625	Concert Production and Rehearsal Program for Non-Classical and Chamber Classical Music					244,970	164,660	8,000			56,400				3,670	477,700
3626	Artists and Community Collaboration Program (ACCP)		10,000			56,582	77,000			1,515	14,000					159,097
3643	Grants to Professional Musicians - Individuals	10,000	24,000	13,500	12,000	639,500	472,000	34,000	6,000	75,000	179,000	14,000			107,000	1,586,000
3672	Commissioning of Canadian Compositions		3,500			153,600	127,200	7,500		28,000	114,100				58,700	492,600
3673	Residencies for Composers and Conductors			40,000		79,000	36,000				70,000					225,000
3710	Travel Grants to Professional Musicians		750	9,000		58,500	43,750	4,750	1,000	11,000	29,500	1,500			9,250	169,000
3725	Production Grants in Music			8,000		215,825	200,400	48,000		14,000	142,300				11,000	639,525
3730	Professional Orchestra Program	76,600	17,000	663,400	45,700	3,314,500	3,866,100	979,000	292,000	1,585,700	1,853,000					12,693,000
3740	Opera/New Opera Program					903,800	3,002,000	142,000	38,000	776,000	1,020,000					5,881,800
3753	Music Touring Grants	4,300	4,200	146,700		451,109	590,251	203,341		19,000	296,331				85,900	1,801,132
3754	Music Festival Travel Grants	1,180	2,700			29,190	40,810	2,510		710	15,180				3,700	95,980
3758	Visiting Foreign Artists Program (Pilot Program)					7,000	3,000				5,000					15,000
3759	International Touring Assistance in Music (Pilot Project)					158,795	151,500				38,500				22,000	370,795
3765	Aboriginal Peoples Music Program	19,000				18,500	18,750	38,000	20,000	36,000	20,500			14,250		185,000
3766	Aboriginal Peoples Travel Grants					6,800	14,250		2,000	800	5,600	750	3,000	4,500		37,700
3775	The Flying Squad: Music Organizational Assistance Program			14,000		146,882	55,420	2,043			18,786	7,200				244,331

UNIT	PROGRAM	NL	PE	NS	NB	QC	ON	MB	SK	AB	BC	YT	NT	NU	FOREIGN	TOTAL
Partnership and Networks Office							\$2,000			\$997,387						\$999,387
0472	Alberta Creative Development Initiative: Grants to Individuals						2,000			622,387						624,387
0473	Alberta Creative Development Initiative: Grants to Organizations									375,000						375,000
Theatre		\$568,525	\$1,250	\$1,071,200	\$539,250	\$8,663,412	\$8,536,579	\$1,113,250	\$833,370	\$2,103,831	\$3,020,165	\$131,250		\$2,000	\$62,377	\$26,646,459
4540	Operating Grants to Professional Theatre Organizations	442,275		886,500	507,000	6,875,265	7,133,500	1,050,500	730,500	1,820,000	2,471,300	64,000				21,980,840
4545	Theatre Production Project Grants for Established Artists	16,000		74,000		300,000	248,500	15,000		52,000	118,000	12,000				835,500
4570	Grants to Theatre Artists			12,000		264,263	291,500	19,500	15,500	39,000	90,000					731,763
4573	Travel Grants to Theatre Artists	750	1,250	4,750	1,000	28,696	38,400	2,000	1,000	4,750	13,000			2,000	1,500	99,096
4582	Theatre Production Project Grants for Emerging Artists	15,000			8,500	173,000	173,000			39,500	28,000	15,000				452,000
4583	Artists and Community Collaboration Program in Theatre (ACCP)	25,000				51,000	83,500			20,500	10,000					190,000
4585	Developmental Support to Aboriginal Theatre Organizations					33,000	65,000	19,000	47,370	18,000	41,370	25,000				248,740
4600	Theatre Touring and Special Initiatives Program	60,000		35,000	18,500	327,500	272,000		21,000	10,000	74,500	14,000				832,500
4615	Travel Assistance for Theatre Artistic Directors, Administrators and Presenters			6,500	1,250	10,450	16,000	4,750	2,500	3,500	9,500	1,250				55,700
4620	The Flying Squad			10,000		132,745	48,240		12,000	5,000	46,915					254,900
4630	Theatre International Program	9,500		42,450	3,000	448,900	136,500		3,500	91,581	115,000					850,431

UNIT	PROGRAM	NL	PE	NS	NB	QC	ON	MB	SK	AB	BC	YT	NT	NU	FOREIGN	TOTAL
4650	Grants for the Translation of Canadian Theatre Works					16,593	6,289				1,080				16,127	40,089
4651	Visiting Foreign Artists Program (Pilot Program)					2,000	6,750	2,500			1,500					12,750
4655	Commission internationale du théâtre francophone (CITF)						17,400								44,750	62,150
Visual Arts		\$199,000	\$165,000	\$820,250	\$586,000	\$5,747,700	\$6,702,950	\$874,900	\$1,092,000	\$1,129,750	\$3,297,500	\$65,600	\$48,300	\$20,000	\$470,950	\$21,219,900
5526	Assistance to Art Museums and Public Galleries	95,000	140,000	393,000	165,000	1,607,000	2,668,000	324,000	603,000	586,000	1,409,000	40,000				8,030,000
5528	Support to National Visual Arts Service Organizations				61,000	246,000	235,000									542,000
5540	Assistance to Artist-Run Centres	58,500		101,000	197,300	1,330,450	1,228,450	141,050	284,500	216,300	571,000		20,000			4,148,550
5625	Grants to Contemporary Fine Craft Artists and Curators				12,000	221,000	27,000	18,000		18,000	36,000				18,000	350,000
5660	Grants to Professional Independent Critics and Curators					25,000	116,100	12,000			40,000					193,100
5731	Assistance to Visual Artists - Project Grants	18,000		78,800	60,000	966,100	904,500	130,500	51,000	84,100	435,900				167,700	2,896,600
5732	Assistance to Visual Artists - Long-Term Grants			160,000		280,000	280,000				280,000				200,000	1,200,000
5737	International Residencies Program in Visual Arts			21,000	21,000	47,000	73,000	40,000	21,000		65,500					288,500
5760	Travel Grants to Professionals in the Visual Arts	7,500		3,750	1,500	61,250	79,000	13,750	3,500	17,250	43,000			20,000	5,250	255,750
5781	Acquisition Assistance for Art Museums and Public Galleries		17,100		2,500	108,200	226,500	8,500	60,000	9,000	65,700	2,500				500,000

UNIT	PROGRAM	NL	PE	NS	NB	QC	ON	MB	SK	AB	BC	YT	NT	NU	FOREIGN	TOTAL
5782	Assistance to Professional Canadian Contemporary Art Dealers (Pilot Program)					45,000	130,000		15,000		10,000					200,000
5804	Assistance to Major International Exhibitions					365,000	230,000	34,000		50,000	40,000				80,000	799,000
5805	Project Grants for Organizations in the Visual Arts	16,000		10,800	48,500	226,500	266,400	38,100	4,000	41,500	104,600	23,100				779,500
5806	Visiting Foreign Artists Program (Pilot Programme)			1,000		15,000	3,000				11,000					30,000
5807	Artists and the Community Collaboration Program (ACCP)			14,900	9,200	6,900	50,000		15,000		9,500					105,500
5825	Grants to Aboriginal Curators for Residencies in the Visual Arts							35,000	35,000		35,000					105,000
5828	Aboriginal Traditional Visual Art Forms Program for Individuals					20,000	20,000			47,600	77,500		28,300			193,400
5829	Aboriginal Traditional Visual Art Forms Program for Organizations										18,000					18,000
5830	Grants to Culturally Diverse Curators for Residencies in the Visual Arts						35,000									35,000
5841	Assistance to Practitioners, Critics and Curators of Architecture					46,500	60,000	20,000			23,500					150,000
5842	Assistance for the Promotion of Architecture	4,000		36,000		65,000	35,000	56,000		54,000						250,000
5845	The Flying Squad		7,900		8,000	65,800	36,000	4,000		6,000	22,300					150,000
Writing and Publishing		\$297,900	\$53,300	\$779,695	\$559,830	\$8,997,450	\$7,864,450	\$794,364	\$536,080	\$767,500	\$3,068,469	\$6,700	\$56,100	\$94,980	\$365,100	\$24,241,918
6025	Book Publishing Support - Emerging Publisher Grants			15,000		160,000	25,000			60,000	21,000			25,000		306,000

UNIT	PROGRAM	NL	PE	NS	NB	QC	ON	MB	SK	AB	BC	YT	NT	NU	FOREIGN	TOTAL
6030	Book Publishing Support - Block Grants	130,200	25,700	357,800	179,000	3,835,000	2,971,200	427,000	176,000	239,900	1,253,600					9,595,400
6035	Book Publishing Support - Translation Grants	9,200	5,500	3,700	31,900	677,900	208,800	8,400			66,700					1,012,100
6045	International Translation Grants														246,100	246,100
6046	Visiting Foreign Artists Program (Pilot Program)				2,500	21,500	2,860				2,500					29,360
6055	Book Publishing Support - Author Promotion Tours	4,400	1,200	9,500	10,000	106,300	99,200	16,900	3,800	6,200	51,200					308,700
6058	Book Publishing Support - Grants for Art Books			15,000	73,900	45,000	15,000				20,000					168,900
6075	Grants to Literary and Art Magazines	13,200		21,400	50,700	1,111,700	1,236,000	160,200	86,300	101,100	418,400					3,199,000
6091	Author Residencies	10,000		7,100	20,000	12,500	94,900	11,000	17,500	44,600	36,400					254,000
6093	Literary Readings	31,400	7,400	26,880	29,100	157,650	253,400	11,900	14,100	38,700	105,364	6,700	9,100			691,694
6133	Grants to Professional Writers - Creative Writing	73,000	12,000	154,000	61,000	1,162,000	1,187,000	47,000	104,000	89,000	712,000		25,000		117,000	3,743,000
6235	Travel Grants to Professional Writers	1,500	1,500	3,000	1,500	32,600	50,000	2,000		12,000	16,750				2,000	122,850
6240	Grants to Aboriginal Writers, Storytellers and Publishers					28,900	70,000	26,294	17,000	22,000	47,000			60,000		271,194
6245	Literary Performance and Spoken Word Program	15,000		29,000		266,200	183,900	4,000		56,000	99,500		22,000			675,600
6291	Artists and Community Collaboration Program (ACCP)					45,500	22,000				6,000					73,500
6292	The Flying Squad Program			3,315	9,730	96,100	75,690	16,170	11,880	10,000	19,655			9,980		252,520
6294	Grants for Literary Arts Promotion	10,000		134,000	90,500	1,238,600	1,369,500	63,500	105,500	88,000	192,400					3,292,000

UNIT	PROGRAM	NL	PE	NS	NB	QC	ON	MB	SK	AB	BC	YT	NT	NU	FOREIGN	TOTAL
7675	Victor Martyn Lynch-Staunton Awards				15,000	45,000	30,000		15,000							105,000
7676	John Hobday Awards in Arts Management			10,000			10,000									20,000
7700	Vida Peene Awards						8,049									8,049
7725	J. B.C. Watkins Award					5,000	35,000								5,000	45,000
7775	John Stephen Hirsch Prize					6,000	6,000									12,000
7800	John G. Diefenbaker Award														190,000	190,000
7875	Jean-Marie Beaudet Award in Orchestra Conducting					1,000										1,000
7925	York Wilson Endowment Award					30,000										30,000
7927	Walter Carsen Prize for Excellence in the Performing Arts						50,000									50,000
Grand Totals (including Art Bank Purchase Program, Public Lending Right Program, Canadian Commission for UNESCO and Special Funds)		\$1,791,062	\$416,493	\$4,578,411	\$2,517,595	\$51,990,490	\$51,172,732	\$6,938,640	\$3,524,227	\$10,249,228	\$21,226,378	\$487,539	\$314,120	\$405,162	\$2,086,854	\$157,698,931

Table 10: Number of Grants by Program and Province or Territory, 2011-12

UNIT	PROGRAM	NL	PE	NS	NB	QC	ON	MB	SK	AB	BC	YT	NT	NU	FOREIGN	TOTAL
Aboriginal Arts Office		0	0	0	0	22	28	4	5	6	10	4	3	7	0	89
0354	Elder and Youth Legacy Program	0	0	0	0	2	1	0	2	0	0	0	1	1	0	7
0359	Artists and Community Collaboration Program (ACCP)	0	0	0	0	1	2	0	0	1	1	0	0	0	0	5
0362	Travel Grants for Aboriginal Collaborative Projects	0	0	0	0	1	3	0	0	3	2	0	1	0	0	10
0363	Capacity Building Program: Flying Eagle	0	0	0	0	4	8	0	1	1	2	1	0	1	0	18
0366	Aboriginal Peoples Collaborative Exchange: International	0	0	0	0	2	4	1	0	1	1	1	0	3	0	13
0367	Aboriginal Peoples Collaborative Exchange: National	0	0	0	0	4	2	0	0	0	1	1	0	0	0	8
0386	Capacity Building Program: Multi-Year Project Funding	0	0	0	0	6	7	0	1	0	2	1	0	2	0	19
0387	Capacity Building Program: Annual Project Funding	0	0	0	0	2	1	3	1	0	1	0	1	0	0	9
Audience and Market Development Office		3	1	16	4	194	136	18	3	13	63	7	0	0	8	466
0337	The Flying Squad	0	0	0	0	3	3	0	0	0	1	0	0	0	0	7
0338	Grants to Agents, Managers and Artists' Representatives in the Performing Arts: Annual and Multi-year	0	0	1	0	16	10	1	0	0	6	1	0	0	0	35
0340	Audience and Market Development Travel Grants: Canada	1	0	10	3	39	29	11	1	6	22	3	0	0	0	125

UNIT	PROGRAM	NL	PE	NS	NB	QC	ON	MB	SK	AB	BC	YT	NT	NU	FOREIGN	TOTAL
0346	Audience and Market Development Travel Grants Program: International	2	1	5	1	136	94	6	2	7	34	3	0	0	8	299
Dance		3	0	6	4	176	132	10	0	18	85	2	0	0	7	443
2105	Travel Grants to Dance Professionals	0	0	0	0	15	18	2	0	6	15	2	0	0	3	61
2120	Creation/ Production in Dance	0	0	1	1	27	16	3	0	2	11	0	0	0	0	61
2121	Artists and the Community Collaboration Program (ACCP)	0	0	0	0	1	1	0	0	0	3	0	0	0	0	5
2151	Dance Touring Grants	0	0	0	1	8	7	3	0	0	6	0	0	0	0	25
2155	Dance Touring Grants - International	0	0	0	0	26	5	1	0	0	3	0	0	0	0	35
2167	Dance Presenter Support: Festivals	1	0	0	0	5	5	0	0	1	5	0	0	0	0	17
2168	Dance Presenter Support: Foreign Artists Tours	0	0	0	0	1	1	0	0	0	1	0	0	0	0	3
2170	Support Services to the Dance Milieu	1	0	2	0	7	14	0	0	3	6	0	0	0	0	33
2177	Annual Support to Aboriginal Peoples Dance Companies, Organizations and Collectives	0	0	0	0	0	0	0	0	0	3	0	0	0	0	3
2178	Aboriginal Peoples Production Project Grants in Dance	0	0	0	0	0	4	0	0	0	1	0	0	0	0	5
2180	The Dance Flying Squad: An Organizational Development Program	1	0	0	0	16	8	0	0	1	5	0	0	0	0	31
2201	Grants to Dance Professionals: Emerging/Mid-Career	0	0	2	0	19	16	1	0	2	6	0	0	0	2	48
2202	Grants to Dance Professionals: Established	0	0	0	0	7	6	0	0	0	3	0	0	0	0	16

UNIT	PROGRAM	NL	PE	NS	NB	QC	ON	MB	SK	AB	BC	YT	NT	NU	FOREIGN	TOTAL
2203	Production Project Grants in Dance	0	0	0	2	30	18	0	0	3	12	0	0	0	1	66
2204	Grants to Aboriginal Dance Professionals	0	0	0	0	1	2	0	0	0	0	0	0	0	0	3
2217	Dance On Screen Production Fund	0	0	0	0	3	0	0	0	0	1	0	0	0	1	5
2218	Support for Creation-based Collaborations: Local, National and International (Pilot Program)	0	0	1	0	10	11	0	0	0	4	0	0	0	0	26
Director Arts Disciplines		0	0	0	0	0	1	0	0	0	0	0	0	0	0	1
0477	Special Initiatives Grants	0	0	0	0	0	1	0	0	0	0	0	0	0	0	1
Endowments and Prizes		0	0	4	0	53	32	2	0	4	9	0	0	0	4	108
8021	Jacqueline Lemieux Prize	0	0	0	0	1	0	0	0	0	0	0	0	0	0	1
8022	Peter Dwyer Scholarships (National Ballet School)	0	0	0	0	0	1	0	0	0	0	0	0	0	0	1
8084	Robert Fleming Prize	0	0	0	0	1	0	0	0	0	0	0	0	0	0	1
8085	Virginia Parker Award	0	0	0	0	0	0	0	0	0	0	0	0	0	1	1
8086	Healey Willan Prize	0	0	0	0	0	0	0	0	0	1	0	0	0	0	1
8087	Jules Léger Prize for New Chamber Music	0	0	0	0	1	2	0	0	0	0	0	0	0	0	3
8088	Eckhardt-Gramatté National Music Competition	0	0	0	0	0	0	1	0	0	0	0	0	0	0	1
8090	National Competition for Amateur Choirs	0	0	1	0	0	0	0	0	0	0	0	0	0	0	1
8098	Michael Measures Prize	0	0	0	0	1	0	0	0	0	0	0	0	0	0	1
8131	Peter Dwyer Scholarships (National Theatre School)	0	0	0	0	1	0	0	0	0	0	0	0	0	0	1
8132	Governor General's Performing Arts Awards	0	0	0	0	0	1	0	0	0	0	0	0	0	0	1
8141	Saidye Bronfman Award	0	0	0	0	0	0	0	0	1	0	0	0	0	0	1

UNIT	PROGRAM	NL	PE	NS	NB	QC	ON	MB	SK	AB	BC	YT	NT	NU	FOREIGN	TOTAL
8142	Prix de Rome in Architecture	0	0	1	0	1	0	0	0	0	0	0	0	0	0	2
8143	Governor General's Awards in Visual and Media Arts	0	0	1	0	1	3	0	0	0	1	0	0	0	1	7
8161	Governor General's Literary Awards	0	0	1	0	38	19	1	0	3	7	0	0	0	2	71
8171	Governor General's Literary Awards - Publisher Promotion	0	0	0	0	8	6	0	0	0	0	0	0	0	0	14
Equity Office		0	0	4	0	17	52	4	0	6	23	0	0	0	0	106
0372	Travel Grants to Stand Firm Participants (Culturally Diverse Arts Organizations)	0	0	1	0	0	1	0	0	0	0	0	0	0	0	2
0379	Capacity Building Initiative: Travel Grants	0	0	2	0	0	16	0	0	2	5	0	0	0	0	25
0382	Capacity Building Initiative - Multi-Year Grants	0	0	0	0	13	31	2	0	2	17	0	0	0	0	65
0383	Capacity Building Initiative - Project Grants	0	0	1	0	4	4	2	0	2	1	0	0	0	0	14
Inter-Arts Office		1	0	2	1	67	34	2	6	3	31	0	1	2	1	151
2923	Integrated Arts and Contemporary Circus Art Program for Arts Professionals: Travel Grants	0	0	0	0	18	19	0	3	0	9	0	0	1	0	50
2928	Visiting Foreign Artists Program	0	0	0	0	0	1	0	0	0	1	0	0	0	0	2
2931	The Flying Squad	0	0	1	0	8	1	0	0	0	2	0	0	0	0	12
2934	Integrated Arts and Contemporary Circus Art Program for Organizations: Creation/ Production Project Grants	1	0	1	0	5	1	0	0	0	2	0	0	0	0	10

UNIT	PROGRAM	NL	PE	NS	NB	QC	ON	MB	SK	AB	BC	YT	NT	NU	FOREIGN	TOTAL
3215	Grants to New Media and Audio Artists - Production Grants	0	0	1	1	14	10	0	0	1	4	0	1	0	0	32
3220	Grants to New Media and Audio Artists - Research Grants	0	0	0	0	6	4	1	0	1	1	0	0	0	0	13
3225	Travel Grants to Media Artists	2	0	2	3	69	43	6	8	9	23	1	0	1	2	169
3226	Visiting Foreign Artists Program (Pilot Program)	0	0	1	0	0	7	4	0	0	0	0	0	0	0	12
3240	Aboriginal Media Arts Program	1	0	0	0	2	4	2	0	4	3	0	0	0	0	16
3252	Artists and Communities	0	0	1	0	1	6	1	1	1	2	0	1	0	0	14
3305	The Flying Squad	0	0	0	0	12	2	1	0	0	4	1	0	0	0	20
3306	Grants to Media Arts Organizations: Multi-Year Operating	3	1	2	3	31	28	5	4	6	14	1	1	1	0	100
3307	Grants to Media Arts Organizations: Equipment Purchase	3	1	2	3	22	23	3	4	6	10	1	1	0	0	79
3308	Grants to Media Arts Organizations: Initiatives	1	1	1	1	8	10	3	0	1	3	0	1	0	0	30
3309	Grants to Media Arts Organizations: Emergency Fund	0	0	0	0	0	1	0	0	0	0	0	0	0	0	1
3312	Project Grants to Media Arts Organizations, Groups and Collectives	1	0	0	0	18	12	0	0	1	9	1	0	0	0	42
	Music	8	8	21	4	311	291	31	9	36	155	5	1	4	38	922
3550	Professional Choir Program	2	0	1	0	3	13	2	0	1	8	0	0	0	0	30
3560	New Music Program	1	0	3	1	28	17	1	1	4	10	0	0	0	0	66
3625	Concert Production and Rehearsal Program for Non-Classical and Chamber Classical Music	0	0	0	0	22	10	1	0	0	5	0	0	0	1	39

UNIT	PROGRAM	NL	PE	NS	NB	QC	ON	MB	SK	AB	BC	YT	NT	NU	FOREIGN	TOTAL
3626	Artists and Community Collaboration Program (ACCP)	0	1	0	0	4	7	0	0	1	1	0	0	0	0	14
3643	Grants to Professional Musicians - Individuals	1	2	2	2	67	46	2	1	6	22	2	0	0	9	162
3672	Commissioning of Canadian Compositions	0	1	0	0	26	18	1	0	3	19	0	0	0	9	77
3673	Residencies for Composers and Conductors	0	0	1	0	4	1	0	0	0	2	0	0	0	0	8
3710	Travel Grants to Professional Musicians	0	1	6	0	45	40	4	1	10	26	1	0	0	9	143
3725	Production Grants in Music	0	0	1	0	20	19	3	0	1	11	0	0	0	1	56
3730	Professional Orchestra Program	1	1	1	1	15	18	3	2	3	9	0	0	0	0	54
3740	Opera/New Opera Program	0	0	0	0	4	11	1	2	2	4	0	0	0	0	24
3753	Music Touring Grants	1	1	3	0	18	46	8	0	1	14	0	0	0	7	99
3754	Music Festival Travel Grants	1	1	0	0	8	11	1	0	1	6	0	0	0	1	30
3758	Visiting Foreign Artists Program (Pilot Program)	0	0	0	0	6	2	0	0	0	3	0	0	0	0	11
3759	International Touring Assistance in Music (Pilot Project)	0	0	0	0	11	9	0	0	0	4	0	0	0	1	25
3765	Aboriginal Peoples Music Program	1	0	0	0	1	1	3	1	2	2	0	0	1	0	12
3766	Aboriginal Peoples Travel Grants	0	0	0	0	4	8	0	1	1	4	1	1	3	0	23
3775	The Flying Squad: Music Organizational Assistance Program	0	0	3	0	25	14	1	0	0	5	1	0	0	0	49

UNIT	PROGRAM	NL	PE	NS	NB	QC	ON	MB	SK	AB	BC	YT	NT	NU	FOREIGN	TOTAL
Partnership and Networks Office		0	0	0	0	0	1	0	0	74	0	0	0	0	0	75
0472	Alberta Creative Development Initiative: Grants to Individuals	0	0	0	0	0	1	0	0	54	0	0	0	0	0	55
0473	Alberta Creative Development Initiative: Grants to Organizations	0	0	0	0	0	0	0	0	20	0	0	0	0	0	20
Theatre		13	2	41	10	284	243	22	24	53	111	7	0	1	14	825
4540	Operating Grants to Professional Theatre Organizations	5	0	11	3	62	50	6	6	16	23	1	0	0	0	183
4545	Theatre Production Project Grants for Established Artists	1	0	6	0	29	25	1	0	4	12	1	0	0	0	79
4570	Grants to Theatre Artists	0	0	1	0	30	30	2	2	5	9	0	0	0	0	79
4573	Travel Grants to Theatre Artists	1	2	6	1	30	37	3	1	8	16	0	0	1	2	108
4582	Theatre Production Project Grants for Emerging Artists	1	0	0	1	21	18	0	0	3	2	1	0	0	0	47
4583	Artists and Community Collaboration Program in Theatre (ACCP)	2	0	0	0	4	9	0	0	2	1	0	0	0	0	18
4585	Developmental Support to Aboriginal Theatre Organizations	0	0	0	0	2	4	1	3	1	3	1	0	0	0	15
4600	Theatre Touring and Special Initiatives Program	1	0	1	2	23	17	0	3	1	6	1	0	0	0	55
4615	Travel Assistance for Theatre Artistic Directors, Administrators and Presenters	0	0	10	2	17	23	8	5	6	14	2	0	0	0	87
4620	The Flying Squad	0	0	2	0	21	9	0	3	1	11	0	0	0	0	47
4630	Theatre International Program	2	0	4	1	36	11	0	1	6	12	0	0	0	0	73

UNIT	PROGRAM	NL	PE	NS	NB	QC	ON	MB	SK	AB	BC	YT	NT	NU	FOREIGN	TOTAL
4650	Grants for the Translation of Canadian Theatre Works	0	0	0	0	8	4	0	0	0	1	0	0	0	6	19
4651	Visiting Foreign Artists Program (Pilot Program)	0	0	0	0	1	5	1	0	0	1	0	0	0	0	8
4655	Commission internationale du théâtre francophone (CITF)	0	0	0	0	0	1	0	0	0	0	0	0	0	6	7
Visual Arts		10	3	30	20	219	248	43	24	42	129	4	4	8	22	806
5526	Assistance to Art Museums and Public Galleries	1	1	4	2	13	31	3	6	6	11	1	0	0	0	79
5528	Support to National Visual Arts Service Organizations	0	0	0	1	2	2	0	0	0	0	0	0	0	0	5
5540	Assistance to Artist-Run Centres	2	0	3	4	26	20	4	5	5	9	0	1	0	0	79
5625	Grants to Contemporary Fine Craft Artists and Curators	0	0	0	1	10	2	1	0	1	2	0	0	0	1	18
5660	Grants to Professional Independent Critics and Curators	0	0	0	0	1	6	1	0	0	2	0	0	0	0	10
5731	Assistance to Visual Artists - Project Grants	1	0	7	3	55	51	7	3	6	26	0	0	0	10	169
5732	Assistance to Visual Artists - Long-Term Grants	0	0	4	0	7	7	0	0	0	7	0	0	0	5	30
5737	International Residencies Program in Visual Arts	0	0	1	1	2	3	2	1	0	3	0	0	0	0	13
5760	Travel Grants to Professionals in the Visual Arts	3	0	4	1	42	57	11	3	12	31	0	0	8	5	177
5781	Acquisition Assistance for Art Museums and Public Galleries	0	1	0	1	4	14	1	2	1	5	1	0	0	0	30

UNIT	PROGRAM	NL	PE	NS	NB	QC	ON	MB	SK	AB	BC	YT	NT	NU	FOREIGN	TOTAL
5782	Assistance to Professional Canadian Contemporary Art Dealers (Pilot Program)	0	0	0	0	4	9	0	1	0	1	0	0	0	0	15
5804	Assistance to Major International Exhibitions	0	0	0	0	4	4	1	0	1	1	0	0	0	1	12
5805	Project Grants for Organizations in the Visual Arts	2	0	2	4	24	26	7	1	4	12	2	0	0	0	84
5806	Visiting Foreign Artists Program (Pilot Programme)	0	0	1	0	7	1	0	0	0	6	0	0	0	0	15
5807	Artists and the Community Collaboration Program (ACCP)	0	0	1	1	1	4	0	1	0	1	0	0	0	0	9
5825	Grants to Aboriginal Curators for Residencies in the Visual Arts	0	0	0	0	0	0	1	1	0	1	0	0	0	0	3
5828	Aboriginal Traditional Visual Art Forms Program for Individuals	0	0	0	0	1	1	0	0	3	5	0	3	0	0	13
5829	Aboriginal Traditional Visual Art Forms Program for Organizations	0	0	0	0	0	0	0	0	0	1	0	0	0	0	1
5830	Grants to Culturally Diverse Curators for Residencies in the Visual Arts	0	0	0	0	0	1	0	0	0	0	0	0	0	0	1
5841	Assistance to Practitioners, Critics and Curators of Architecture	0	0	0	0	3	3	1	0	0	2	0	0	0	0	9
5842	Assistance for the Promotion of Architecture	1	0	3	0	2	1	2	0	2	0	0	0	0	0	11
5845	The Flying Squad	0	1	0	1	11	5	1	0	1	3	0	0	0	0	23

UNIT	PROGRAM	NL	PE	NS	NB	QC	ON	MB	SK	AB	BC	YT	NT	NU	FOREIGN	TOTAL
Grant Program Totals		72	24	192	89	2,043	1,768	210	120	348	889	36	18	28	199	6,036
Art Bank		2	0	3	1	12	22	1	2	2	6	0	1	1	1	54
1025	Art Bank Purchase Program	2	0	2	1	12	21	1	2	2	6	0	1	1	1	52
1026	Art Bank Discretionary Purchase Fund	0	0	1	0	0	1	0	0	0	0	0	0	0	0	2
Totals (including Art Bank)		74	24	195	90	2,055	1,790	211	122	350	895	36	19	29	200	6,090
Public Lending Right (PLR)		261	71	656	395	6,033	5,666	437	328	902	2,525	30	17	2	562	17,885
	Public Lending Right Program	261	71	656	395	6,033	5,666	437	328	902	2,525	30	17	2	562	17,885
Totals (including PLR Program)		335	95	851	485	8,088	7,456	648	450	1,252	3,420	66	36	31	762	23,975
Canadian Commission for UNESCO		0	0	4	0	12	14	2	0	3	2	0	0	0	0	37
6520	General Program Fund	0	0	4	0	12	14	2	0	3	2	0	0	0	0	37
Special Funds		0	0	1	3	17	37	0	1	2	3	0	0	0	3	67
7000	Killam Research Fellowships (Social Sciences and Humanities)	0	0	0	0	2	3	0	0	0	0	0	0	0	0	5
7025	Killam Research Fellowships (Natural Sciences)	0	0	0	0	1	5	0	0	2	2	0	0	0	0	10
7050	Killam Prizes	0	0	0	0	3	2	0	0	0	0	0	0	0	0	5
7525	Coburn Fellowships	0	0	0	0	0	1	0	0	0	0	0	0	0	0	1
7550	The Duke and Duchess of York Prize in Photography	0	0	0	0	0	0	0	0	0	1	0	0	0	0	1
7575	Jean A. Chalmers Fund for the Crafts	0	0	0	1	1	4	0	0	0	0	0	0	0	0	6
7580	Joan Lowndes Award	0	0	0	0	0	1	0	0	0	0	0	0	0	0	1
7600	Joseph S. Stauffer Prizes	0	0	0	0	3	0	0	0	0	0	0	0	0	0	3
7625	Canada Council for the Arts Molson Prizes	0	0	0	1	0	1	0	0	0	0	0	0	0	0	2
7675	Victor Martyn Lynch-Staunton Awards	0	0	0	1	3	2	0	1	0	0	0	0	0	0	7

UNIT	PROGRAM	NL	PE	NS	NB	QC	ON	MB	SK	AB	BC	YT	NT	NU	FOREIGN	TOTAL
7676	John Hobday Awards in Arts Management	0	0	1	0	0	1	0	0	0	0	0	0	0	0	2
7700	Vida Peene Awards	0	0	0	0	0	8	0	0	0	0	0	0	0	0	8
7725	J. B.C. Watkins Award	0	0	0	0	1	7	0	0	0	0	0	0	0	1	9
7775	John Stephen Hirsch Prize	0	0	0	0	1	1	0	0	0	0	0	0	0	0	2
7800	John G. Diefenbaker Award	0	0	0	0	0	0	0	0	0	0	0	0	0	2	2
7875	Jean-Marie Beaudet Award in Orchestra Conducting	0	0	0	0	1	0	0	0	0	0	0	0	0	0	1
7925	York Wilson Endowment Award	0	0	0	0	1	0	0	0	0	0	0	0	0	0	1
7927	Walter Carsen Prize for Excellence in the Performing Arts	0	0	0	0	0	1	0	0	0	0	0	0	0	0	1
Grand Totals (including Art Bank Purchase Program, Public Lending Right Program, Canadian Commission for UNESCO and Special Funds)		335	95	856	488	8,117	7,507	650	451	1,257	3,425	66	36	31	765	24,079

Canada Council peer assessors by province and language

666 Canadian artists served as peer assessors in 2011-12. 456 or 68.5% of all peer assessors are Anglophone and 210 or 31.5% are Francophone. There were 44 Francophone peer assessors from outside Quebec and 35 Anglophone peer assessors from Quebec.

Table 11: Peer assessors by province or territory, and language, 2011-12¹

	Total	% Total
NEWFOUNDLAND/LABRADOR	19	100.0%
Anglophone	19	100.0%
Francophone	0	0%
PRINCE EDWARD ISLAND	2	100.0%
Anglophone	2	100.0%
Francophone	0	0%
NOVA SCOTIA	38	100.0%
Anglophone	37	97.4%
Francophone	1	2.6%
NEW BRUNSWICK	16	100.0%
Anglophone	8	50.0%
Francophone	8	50.0%
QUEBEC	201	100.0%
Anglophone	35	17.4%
Francophone	166	82.6%
ONTARIO	166	100.0%
Anglophone	146	88.0%
Francophone	20	12.0%
MANITOBA	30	100.0%
Anglophone	26	86.7%
Francophone	4	13.3%
SASKATCHEWAN	12	100.0%
Anglophone	12	100.0%
Francophone	0	0%
ALBERTA	54	100.0%
Anglophone	48	88.9%
Francophone	6	11.1%
BRITISH COLUMBIA	117	100.0%
Anglophone	112	95.7%
Francophone	5	4.3%
YUKON	2	100.0%
Anglophone	2	100.0%
Francophone	0	0.0%
NORTHWEST TERRITORIES	1	100.0%
Anglophone	1	100.0%
Francophone	0	0.0%

¹ Excludes special funds, the Art Bank, and Public Lending Right Program (PLR). Language is based on the language of correspondence or if the self-identification form has been completed, on an assessor's "first language" (if different). Province is based on the place of residence at the time of service or, if the self-identification form has been completed, on an assessor's "home province" (if different).

Table 11: Peer assessors by province or territory, and language, 2011-12 (cont.)

	Total	% Total
NUNAVUT	2	100.0%
Anglophone	2	100.0%
Francophone	0	0.0%
OUTSIDE CANADA	6	100.0%
Anglophone	6	100.0%
Francophone	0	0%
CANADA (Excluding Outside Canada)	660	100.0%
Anglophone	450	68.2%
Francophone	210	31.8%
TOTAL (Including Outside Canada)	666	100.0%
Anglophone	456	68.5%
Francophone	210	31.5%
ANGLOPHONE ASSESSORS (Canada)	450	100.0%
Canada outside Quebec	415	92.2%
Quebec	35	7.8%
Anglophone assessors as a % of Canada	N/A	68.2%
Canada outside Quebec	N/A	62.9%
Quebec	N/A	5.3%
FRANCOPHONE ASSESSORS (Canada)	210	100.0%
Quebec	166	79.0%
Canada outside Quebec	44	21.0%
Francophone assessors as a % of Canada	N/A	31.8%
Quebec	N/A	25.2%
Canada outside Quebec	N/A	6.7%
Official language minority assessors as % of Canada	79	12.0%
Francophones outside Quebec	44	6.7%
Anglophones in Quebec	35	5.3%
Official language minority populations as % of Canada²	1,991,855	6.4%
Francophones outside Quebec	997,130	3.2%
Anglophones in Quebec	994,725	3.2%
Official language minority artists as % of Canada³	8,693	7.3%
Francophones outside Quebec	3,125	2.6%
Anglophones in Quebec	5,568	4.7%

² From the 2006 Census of Canada. Canadian population numbered 31,241,030 and Canadian artists total 140,040.

³ Data reflect first official language spoken (FOLS) as reported from the 2006 Census of Canada. The number of artists includes persons 15 and older with reported artistic income and takes account of official language mother tongue. Allophones have been included under the official language they use most at home. Using the FOLS definition, there were a total of 119,045 artists in Canada in 2006. Data on official language minorities using the FOLS definition are not yet available for 2011.