



**Canada Council for the Arts  
Funding to artists and  
arts organizations  
2010-11**

**National Overview**



Canada Council  
for the Arts

Conseil des Arts  
du Canada

For more information or additional copies of this document, please contact:



**Canada Council**    **Conseil des Arts**  
**for the Arts**        **du Canada**

Research and Evaluation Section  
350 Albert Street, P.O. Box 1047  
Ottawa ON Canada K1P 5V8  
613-566-4414 / 1-800-263-5588 ext. 4526

[research@canadacouncil.ca](mailto:research@canadacouncil.ca)

Fax 613-566-4428

[www.canadacouncil.ca](http://www.canadacouncil.ca)

Or download a copy at: [http://www.canadacouncil.ca/publications\\_e](http://www.canadacouncil.ca/publications_e)

This publication is a companion piece to the Annual Report of the Canada Council for the Arts 2010-11.

[www.canadacouncil.ca/annualreports](http://www.canadacouncil.ca/annualreports)

**Publication aussi offerte en français**

## Table of Contents

1.0	Introduction.....	1
2.0	Overview of Canada Council funding, 2010-11 .....	3
3.0	Statistical highlights about the arts in Canada .....	4
4.0	Support to Aboriginal artists and arts organizations.....	11
5.0	Support to culturally diverse artists and arts organizations.....	15
6.0	Support to arts organizations engaging artists with disabilities and/or Deaf artists.....	19
7.0	Support to arts organizations and artists producing or creating work for young audiences....	20
8.0	Detailed tables of Canada Council funding.....	23

## List of Figures and Tables

Figure 1:	Map of Canada: Total funding, 2010-11 .....	6
Figure 2:	Map of Canada: Distribution of total grant funding, 2010-11 .....	7
Figure 3:	Map of Canada: Distribution of peer assessors and professional artists, 2010-11 .....	8
Figure 4:	Map of Canada: Public Lending Right Commission, 2010-11 .....	9
Figure 5:	Map of Canada: Total Revenues of Arts Organizations Receiving Operating Funding, 2010-11 .....	10
Table 1:	Aboriginal arts organizations that received grants from the Canada Council in 2010-11 ...	11
Table 2:	Culturally diverse arts organizations that received grants from the Canada Council in 2010-11 .....	15
Table 3:	Arts organizations engaging artists with disabilities and/or Deaf artists that received grants from the Canada Council in 2010-11.....	19
Table 4:	Young audience arts organizations that received grants from the Canada Council in 2010-11 .....	20
Table 5:	Parliamentary appropriation and Canada Council arts funding, 1957-58 to 2010-11 .....	23
Table 6:	Canada Council for the Arts grants by province and territory, 2010-11: Comparison with population, artists, grant applications and peer assessment committee members .....	26
Table 7:	Five-year breakdown of grants by discipline, 2006-07 to 2010-11 .....	27
Table 8:	Five-year breakdown of grants by province and territory, 2006-07 to 2010-11 .....	28
Table 9:	Grants by program and province or territory, 2010-11 .....	29
Table 10:	Number of grants by program and province or territory, 2010-11.....	42
Table 11:	Peer assessors by province or territory, 2010-11 .....	55



## 1.0 Introduction

*Funding to Artists and Arts Organizations: National Overview, Provincial and Territorial Profiles* is published annually and prepared by the Research and Evaluation Section of the Canada Council for the Arts. This report is a companion piece to the Canada Council's *Annual Report 2010-11*, providing detailed information on the organization's funding activities at the national level and in all provinces and territories.

The Canada Council reports to Parliament through the Minister of Canadian Heritage. Its annual appropriation from Parliament is supplemented by endowment income, donations and bequests. The Canada Council is called from time to time to appear before parliamentary committees, particularly the House of Commons Standing Committee on Canadian Heritage. Its accounts are audited by the Auditor General of Canada and included in an Annual Report to Parliament.

In 2010-11, the Canada Council awarded 6,098 grants to artists and arts organizations in 631 communities across Canada and abroad. It also made payments to 17,487 authors through the Public Lending Right Commission. Grants, payments and awards totalled \$154.5 million.

The Canada Council evaluates all applications on the basis of artistic merit and according to the published criteria for each program. With some exceptions, applications are reviewed by peer assessment committees.

Peer assessment committee members are specialists in a particular field and reflect a broad range of artistic practices. For example, dancers are assessed by other dancers, choreographers and artistic directors; musicians will evaluate the submissions of musicians; and so on. In addition to being peers of the applicants, the committee members are chosen to ensure fair representation of both official languages, gender, Aboriginal peoples, regional and cultural diversity, and genres of expression within the artistic discipline.

While funding is not allocated on a provincial or regional basis, there is generally a correlation between the percentage of applications from a given province, region or community (including the arts organizations located there) and the percentage of funding awarded.

### ***Purpose of this report***

In the 54 years since the creation of the Canada Council, the arts in Canada have undergone significant changes: the number of professional artists and arts organizations has grown significantly in all artistic disciplines; the scope of arts activities has broadened; new art forms have emerged; and the demographics of both artists and arts audiences have changed to reflect the demographics of the Canadian population as a whole.

As the arts have evolved, so has the Canada Council. While remaining true to its mission as established in the *Canada Council Act* – “to foster and promote the study and enjoyment of, and the production of works in, the arts” – the Council has adapted its programs and activities to reflect the changing needs of artists, arts organizations and by extension, arts audiences and the Canadian public at large.

With that in mind, *Funding to Artists and Arts Organizations: National Overview, Provincial and Territorial Profiles* provides more than just a statistical analysis of grants awarded by the Canada Council in a given 12-month period; it also highlights the diversity and dynamism of the professional arts in Canada today, in literally hundreds of communities across the country.

This report serves as a research tool to help readers answer questions such as:

- How many grants were awarded?
- What is the distribution of funding by province, territory and artistic discipline?
- What are some of the statistical highlights about the arts in all provinces and territories?
- Which artists and arts organizations received Canada Council grants or prizes in 2010-11, and where do they come from?
- How many artists and arts organizations applied for Canada Council grants?
- What kinds of arts activities were funded by the Canada Council in 2010-11?
- How many peer assessors served on peer assessment committees?
- How does arts and culture funding from all three levels of government vary from province to province?

#### ***Cautionary notes and considerations for readers***

1. Total grant figures may not add due to rounding.
2. Figures are compiled from a “live” system that reflects ongoing changes to the state of individual grants, including grant adjustments, grant cancellations, and declined grants. As a result, grant totals on these tables may vary slightly from grant totals appearing on other tables produced at an earlier or later date.
3. Figures for the most part include funding to artists and arts organizations outside of Canada (e.g. international translation grants to foreign publishers). However, in a few cases totals are only for within Canada as noted.
4. In some cases figures exclude special funds, Public Lending Right Commission and/or UNESCO.
5. Readers are strongly encouraged to refer to the footnotes for the figures and tables presented in this report.
6. Success stories in each province and territory were selected in consultation with Canada Council staff from each discipline. These stories provide a sample of activities funded throughout Canada, however, they do not represent the full range of activities and programs supported by the Canada Council.

## 2.0 Overview of Canada Council funding, 2010-11

- In 2010-11, the Canada Council for the Arts provided grants totalling over \$142.3 million to individual artists and arts organizations. A total of \$22.1 million (2,291 grants) was awarded to individual artists and \$120.3 million (3,807 grants) to arts organizations in 2010-11.
- In addition to grants, over \$9.9 million in payments was provided to 17,487 authors through the Public Lending Right program, as well as \$2.3 million in special funds, and the Art Bank Purchase Program and the Canadian Commission for UNESCO General Program Fund (see Table 9: Grants by Program and Province or Territory) in 2010-11.<sup>1</sup> This brings the total amount of Canada Council funding to over \$154.5 million.
- The Canada Council's parliamentary appropriation in 2010-11 was \$181.3 million while the Canada Council's budget as percentage of total federal government spending was 0.08%.
- Grants were awarded to artists and arts organizations in Canada in dance, interdisciplinary arts, media arts, music, theatre, visual arts and writing and publishing. In 2010-11, the largest amount of funding went to music (\$28.1 million), followed closely by theatre (\$26.8 million) and writing and publishing (\$24.2 million).
- Of the 15,443 grant applications that were submitted to the Canada Council in 2010-11, 9,194 were from individual artists and 6,249 were from arts organizations. The total number of grants awarded to artists and arts organizations by the Canada Council in 2010-11 is 6,098.
- Funding to artists and arts organizations in Ontario totalled \$48.0 million, comprising 33.7% of the total funding by the Canada Council. Quebec received \$44.6 million in funding, representing 31.3% of total funding.
- In 2010-11, 721 artists and arts professionals served as peer assessors, of which 29.4% were Francophone, and 70.6% were Anglophone. 30.7% of peer assessors were from Quebec, 25.1% were from Ontario and 16.2% were from British Columbia.
- The annual cost of the Canada Council per Canadian in 2010-11 was \$5.31.<sup>2</sup>

---

<sup>1</sup> The Public Lending Right program provides payments to authors whose books are held in selected Canadian libraries.

<sup>2</sup> Statistics Canada: Canada's National Statistical Agency. "Population by year, by province and territory," September 2010, <<http://www40.statcan.gc.ca/l01/cst01/demo02a-eng.htm>>.

### 3.0 Statistical highlights about the arts in Canada<sup>3</sup>

- The Federal government’s investment in arts and culture in 2008-09 was \$4.0 billion. Investment by all three levels of government in 2008-09 was \$9.7 billion. Arts and culture received 1.6% of total federal government spending in 2008-09.
- In 2006, 140,000 artists represented 0.8% of the overall labour force in Canada, while 609,000 people were employed in the arts and cultural sector.
- In Canada, the number of artists grew by 29% between 1991 and 2001, nearly three times the 10% growth in the overall labour force. Between 2001 and 2006, the number of artists grew by 7%, less than the 11% increase in the overall labour force.
- In 2006, the median earnings of artists were \$12,900. This means that a “typical” artist in Canada earned less than half the typical earnings of all Canadian workers (\$26,900)
- In 2006, musicians and singers were the largest of the nine arts occupations groups, with 33,600 people reporting earnings, or 24% of all 140,000 artists. This group was followed by authors and writers (24,500, or 18%), producers, directors, choreographers and related occupations (22,400, or 16%), artisans and craftspersons (17,400, or 12%), visual artists (17,100, or 12%), actors and comedians (11,700, or 8%), dancers (7,300, or 5%), other performers (3,630, or 3%) and conductors, composers and arrangers (2,300 or 2%).
- In 2006, among the 10 provinces, British Columbia had the largest percentage of its labour force in arts occupations (1.08%), the only province above 1% and a figure that is well above the Canadian average of 0.77%. Ontario has a slightly higher percentage of its labour force in arts occupations (0.81%) than the Canadian average. With 56,900 artists, Ontario has nearly twice as many artists as any other province.
- One-quarter of the 140,000 artists in Canada reside in small and rural municipalities (36,500 artists, or 26%). This is almost exactly the same number of artists that reside in the cities of Toronto and Montreal combined (35,700). Visual artists and craftspeople are the artists who are most likely to reside in small and rural municipalities. Almost one-half of artisans and craftspersons (47%) reside in small and rural municipalities, while 35% of painters, sculptors and other visual artists do so.
- Canadians spent \$24.7 billion on cultural goods and services in 2008, or 2.9% of total consumer spending in the country. In other words, spending on cultural goods and services amounts to roughly \$1 for every \$34 spent on all goods and services in Canada. On a per capita basis, cultural spending amounts to \$841 for every Canadian resident.
- Spending on cultural goods and services grew by 62% between 1997 and 2008, much higher than the 26% rise in the Consumer Price Index during the same period. After adjusting for inflation, cultural spending increased by 28% between 1997 and 2008, double the 14% growth in the Canadian population.



- In 2010, culture industries contributed an estimated \$45.6 billion to the Canadian economy, accounting for approximately 3.7% of Canada's gross domestic product (GDP).
- In 2008, total exports of culture services amounted to \$2.8 billion, higher than the \$2.7 billion in imports in that year. This was the fourth year in a row where Canada had a trade surplus in culture services.
- In 2009, total exports of culture goods amounted to \$1.5 billion, a deficit of \$2.3 billion when compared with the \$3.8 billion in imports in that year.
- 698,000 Canadians age 15 or older volunteered 73.5 million hours in arts and culture organizations in 2007. This is equivalent to about 38,000 full-time, full-year jobs, valued at about \$1.1 billion and represents an average of 105 hours per volunteer.
- 759,000 Canadians donated a total of \$101 million to arts and culture organizations in 2007.

---

<sup>3</sup> Sources:

Statistics Canada: Canada's National Statistical Agency. "Gross domestic product at basic prices, by industry." July 2011, <<http://www40.statcan.gc.ca/l01/cst01/econ41-eng.htm>>.

Statistics Canada: Canada's National Statistical Agency. "Government Expenditures on Culture: Data Tables 2008-09," May 2011, <<http://www.statcan.gc.ca/pub/87f0001x/2011001/part-partie4-eng.htm>>.

Statistics Canada: Canada's National Statistical Agency. "Culture Services Trade: Data Tables," April 2011, <<http://www.statcan.gc.ca/pub/87-213-x/2011000/part-partie1-eng.htm>>.

Hill Strategies Research Inc. "Consumer Spending on Culture in Canada, the Provinces and 12 Metropolitan Areas in 2008," *Statistical Insights on the Arts*, Vol. 9 No. 1, Nov. 2010, <[http://www.hillstrategies.com/docs/Consumer\\_spending2008.pdf](http://www.hillstrategies.com/docs/Consumer_spending2008.pdf)>.

Statistics Canada: Canada's National Statistical Agency. "Culture Goods Trade: Data Tables, 2009," October 2010, <<http://www.statcan.gc.ca/pub/87-007-x/87-007-x2010001-eng.htm>>.

Hill Strategies Research Inc. "A Statistical Profile of Artists in Canada, Based on the 2006 Census," *Statistical Insights on the Arts*, Vol. 7 No. 4, February 2009, <[http://www.hillstrategies.com/docs/Artists\\_Canada2006.pdf](http://www.hillstrategies.com/docs/Artists_Canada2006.pdf)>.

Hill Strategies Research Inc. "Artists in Canada's Provinces and Territories Based on the 2006 Census," *Statistical Insights on the Arts*, Vol. 7 No. 5, March 2009, <[http://www.hillstrategies.com/docs/Artists\\_provinces2006.pdf](http://www.hillstrategies.com/docs/Artists_provinces2006.pdf)>.

Statistics Canada: Canada's National Statistical Agency. "Culture, Tourism and the Centre for Education Statistics – Research Papers." 30 August 2007, <<http://www.statcan.gc.ca/bsolc/olc-cel/olc-cel?catno=81-595-M&lang=eng>>.

Hill Strategies. "Artists in Small and Rural Municipalities in Canada Based on the 2006 Census," *Statistical insights on the arts*, Vol. 8 No. 2, January 2010, <[http://hillstrategies.com/docs/Artists\\_small\\_rural2006.pdf](http://hillstrategies.com/docs/Artists_small_rural2006.pdf)>.

Hill Strategies. "Volunteers in Arts and Culture Organizations in Canada in 2007," *Statistical insights on the arts*, Vol. 8 No. 4, March 2010, <<http://hillstrategies.com/docs/Volunteers2007.pdf>>.

Hill Strategies. "Individual Donors to Arts and Culture Organizations in Canada in 2007," *Statistical insights on the arts*, Vol. 8 No. 3, February 2010, <<http://hillstrategies.com/docs/Donors2007.pdf>>.



Canada Council  
for the Arts

Conseil des Arts  
du Canada

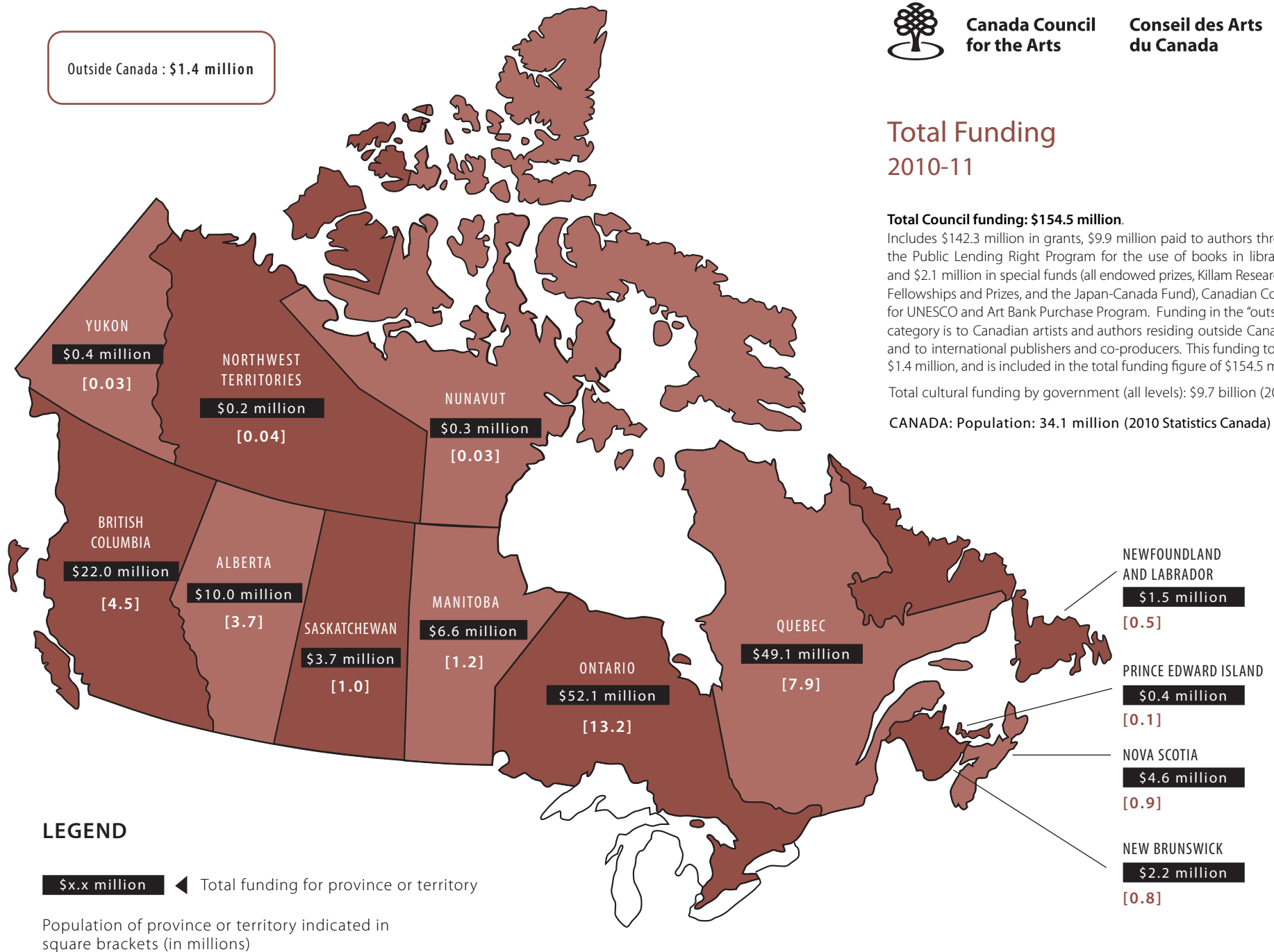
## Total Funding 2010-11

### Total Council funding: \$154.5 million.

Includes \$142.3 million in grants, \$9.9 million paid to authors through the Public Lending Right Program for the use of books in libraries and \$2.1 million in special funds (all endowed prizes, Killam Research Fellowships and Prizes, and the Japan-Canada Fund), Canadian Commission for UNESCO and Art Bank Purchase Program. Funding in the "outside Canada" category is to Canadian artists and authors residing outside Canada, and to international publishers and co-producers. This funding totals \$1.4 million, and is included in the total funding figure of \$154.5 million.

Total cultural funding by government (all levels): \$9.7 billion (2008-09).

CANADA: Population: 34.1 million (2010 Statistics Canada)



### LEGEND

\$x.x million ◀ Total funding for province or territory

Population of province or territory indicated in square brackets (in millions)



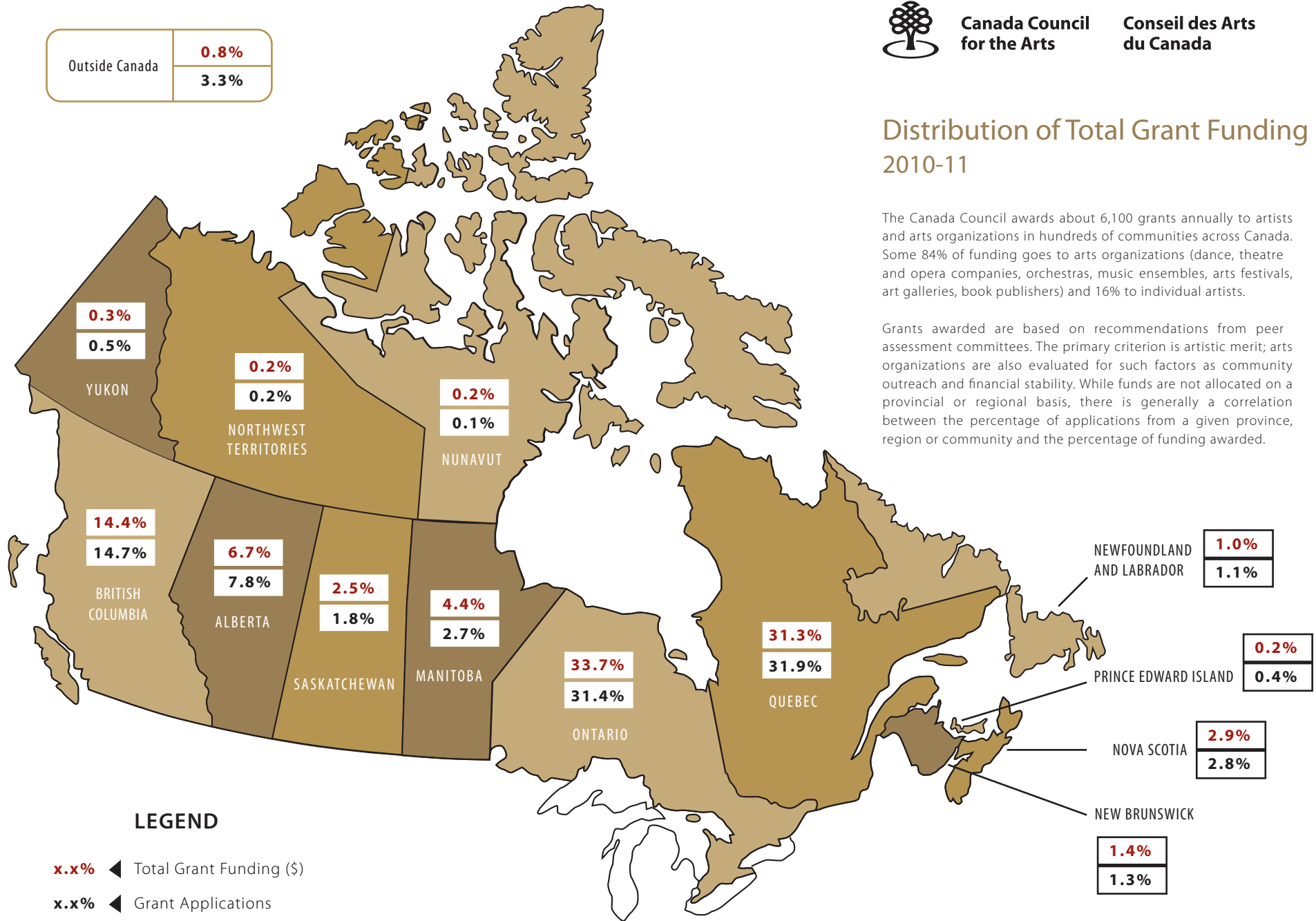
Canada Council  
for the Arts

Conseil des Arts  
du Canada

## Distribution of Total Grant Funding 2010-11

The Canada Council awards about 6,100 grants annually to artists and arts organizations in hundreds of communities across Canada. Some 84% of funding goes to arts organizations (dance, theatre and opera companies, orchestras, music ensembles, arts festivals, art galleries, book publishers) and 16% to individual artists.

Grants awarded are based on recommendations from peer assessment committees. The primary criterion is artistic merit; arts organizations are also evaluated for such factors as community outreach and financial stability. While funds are not allocated on a provincial or regional basis, there is generally a correlation between the percentage of applications from a given province, region or community and the percentage of funding awarded.



### LEGEND

x.x% ◀ Total Grant Funding (\$)

x.x% ◀ Grant Applications



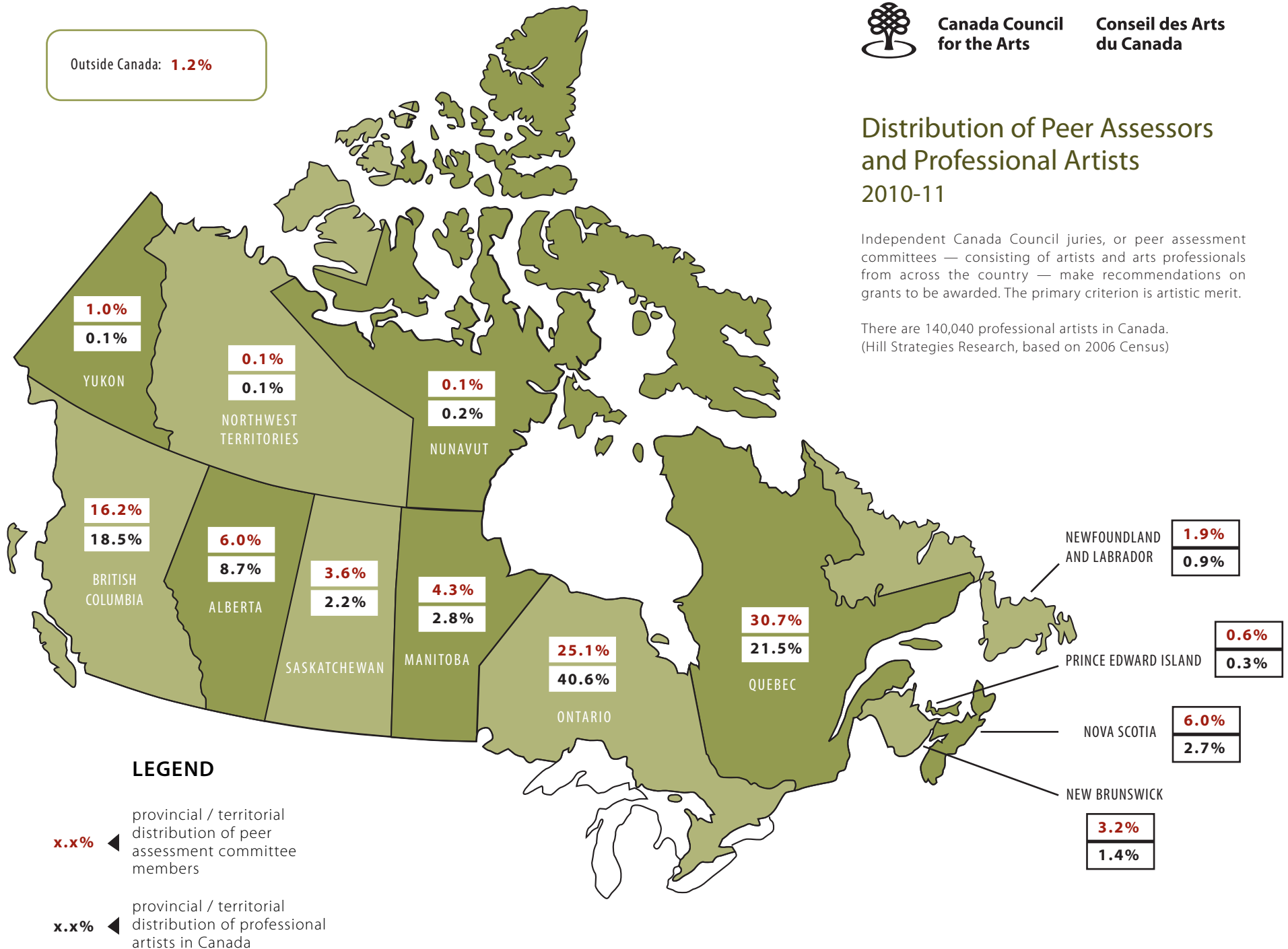
Canada Council  
for the Arts

Conseil des Arts  
du Canada

## Distribution of Peer Assessors and Professional Artists 2010-11

Independent Canada Council juries, or peer assessment committees — consisting of artists and arts professionals from across the country — make recommendations on grants to be awarded. The primary criterion is artistic merit.

There are 140,040 professional artists in Canada.  
(Hill Strategies Research, based on 2006 Census)



### LEGEND

**x.x%** ◀ provincial / territorial  
distribution of peer  
assessment committee  
members

**x.x%** ◀ provincial / territorial  
distribution of professional  
artists in Canada



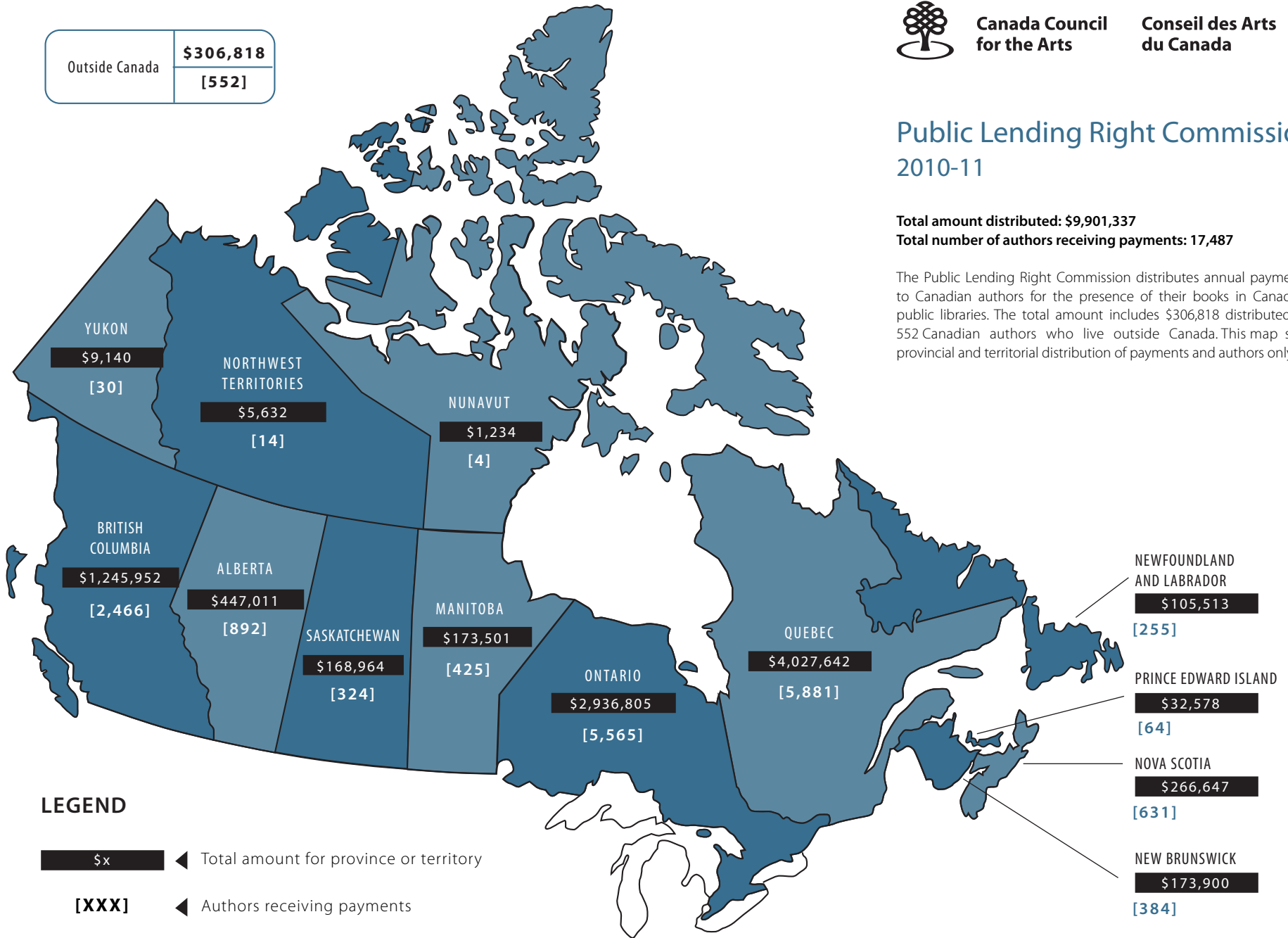
Canada Council  
for the Arts

Conseil des Arts  
du Canada

## Public Lending Right Commission 2010-11

**Total amount distributed: \$9,901,337**  
**Total number of authors receiving payments: 17,487**

The Public Lending Right Commission distributes annual payments to Canadian authors for the presence of their books in Canadian public libraries. The total amount includes \$306,818 distributed to 552 Canadian authors who live outside Canada. This map shows provincial and territorial distribution of payments and authors only.



### LEGEND

- \$x ◀ Total amount for province or territory
- [XXX] ◀ Authors receiving payments



Canada Council  
for the Arts

Conseil des Arts  
du Canada

## Total Revenues of Arts Organizations Receiving Operating Funding 2010-11

### Total Revenues: \$1.1 billion

There are 713 arts organizations across Canada receiving operating funding from the Canada Council. These organizations have reported \$1.1 billion in combined total revenues in CADAC (Canadian Arts Data/Données sur les arts au Canada). Total Canada Council operating grants represent 7.4% of these revenues. This map shows the provincial and territorial distribution of recipient organizations, as well as total revenues of those organizations in each province and territory. These figures exclude book and magazine publishers because, due to the nature of business, their financial information is not currently captured using CADAC.



### LEGEND

\$x.x million ◀ Total revenues of arts organizations receiving Canada Council operating funding

[XXX] ◀ Arts organizations receiving operating funding

x ◀ Suppressed to meet confidentiality requirements

## 4.0 Support to Aboriginal artists and arts organizations

The Canada Council for the Arts provided an estimated \$7.4 million in funding to Aboriginal artists and arts organizations in 2010-11. It should be noted that this figure is an underestimate as many Aboriginal artists do not self-identify on Canada Council grant application forms except under dedicated Aboriginal arts programs.

The \$7.4 million in funding includes \$711,000 under the capacity building program to Aboriginal arts organizations and almost \$6.7 million in grants to Aboriginal artists and arts organizations through either dedicated Aboriginal programs or regular granting programs.

In 2010-11, the Canada Council provided funding to an estimated 105 Aboriginal arts organizations listed below.

**Table 1: Aboriginal arts organizations that received grants from the Canada Council in 2010-11<sup>1</sup>**

Name	Community
<b>Aboriginal Arts Office</b>	
Aanmitaagzi	NORTH BAY, ON
Aboriginal Curatorial Collective	LONGFORD MILLS, ON
Arnait Media Productions	IGLOOLIK, NU
Association for Native Development in the Performing and Visual Arts*	TORONTO, ON
Avataq Cultural Institute	INUKJUAK, QC
Blackfoot Canadian Cultural Society	LETHBRIDGE, AB
Boite Rouge vif	CHICOUTIMI, QC
Centre for Aboriginal Media*	TORONTO, ON
Compaigni V'ni Dansi Society*	VANCOUVER, BC
Corporation Wapikoni mobile	SAINT-LAURENT, QC
Council for Yukon First Nations	WHITEHORSE, YT
Cowichan Valley Métis Association	DUNCAN, BC
Coyote Arts Percussive Performance Association*	VANCOUVER, BC
Dancers of Damelahamid*	WEST VANCOUVER, BC
Debajehmujig Theatre Group*	WIKWEMIKONG, ON
Digging Roots*	BARRIE, ON
Fondation Diane Robertson	MASHTEUJIATSH, QC
Full Circle: First Nations Performance*	VANCOUVER, BC
Gwaandak Theatre Society*	WHITEHORSE, YT
Haida Heritage and Repatriation Society	MASSET, BC
Indigeneity Artist Collective Society	AIRDRIE, AB
Indigenous Culture & Media Innovations*	MOOSE FACTORY, ON
Indigenous Performing Arts Alliance*	NORTH VANCOUVER, BC
Institut Tshakapesh	SEPT-ÎLES, QC
Iroquois Arts	OHSWEKEN, ON
Kaha:wi Dance Theatre*	TORONTO, ON
Kegedonce Press*	WIARTON, ON
Kikino Northern Lights Dancers	OTTAWA, ON
La Maison des cultures nomades*	OUTREMONT, QC
Manito Ahbee Festival Inc.	WINNIPEG, MB
Metis Fiddler Quartet*	TORONTO, ON
Nations In A Circle Society	HALIFAX, NS
Native Canadian Centre of Toronto	TORONTO, ON
Native Earth Performing Arts*	TORONTO, ON
Nonockasi Productions	MONTREAL, QC
Nunavut Arts & Crafts Association	IQUALUIT, NU
O'Kaadenigan Wiingashk Collective*	PETERBOROUGH, ON

<sup>1</sup> Organizations that received funding from more than one section have been indicated by an asterisk.

Name	Community
Open Sky Creative Society*	FORT SIMPSON, NT
Productions Ondinnok inc.*	MONTREAL, QC
Qay'llnagoay Heritage Centre Society	SKIDEGATE, BC
Raven Spirit Dance Society*	VANCOUVER, BC
Red Diva Projects*	TORONTO, ON
Red Sky Performance*	TORONTO, ON
Salmonberry Trading Co. Society	PRINCE RUPERT, BC
Spirit Bear Center Society	ABBOTSFORD, BC
Sun and Moon Visionaries Aboriginal Artisans Society	EDMONTON, AB
The Gitksan Wet'suwet'en Education Society	HAZELTON, BC
The Grandmother's Group	PRINCE RUPERT, BC
The Wausnodeh Collective Project	TORONTO, ON
Thunderbird Aboriginal Arts, Culture and Entrepreneur Centre	TORONTO, ON
Tribe, A Centre for evolving Aboriginal Media, Visual & Performing Inc*	SASKATOON, SK
Urban Shaman Inc.*	WINNIPEG, MB
Wemindji Traditional Skills Group Inc.	WEMINDJI, QC
White Buffalo Road Healing Lodge	NOBEL, ON
Wkwemikong Heritage Organization	WIKWEMIKONG, ON
Winnipeg Cultural Capital Collective*	WINNIPEG, MB
Xaad Kihlga Hl Suu.u Society	OLD MASSETT, HAIDA GWAI, BC
Youth Helping Youth / Mentorship Initiative	HAZELTON, BC
Audience & Market Development	
Alberta Aboriginal Arts*	EDMONTON, AB
Centre for Aboriginal Media*	TORONTO, ON
Digging Roots*	BARRIE, ON
Inuit Circumpolar Conference	OTTAWA, ON
Kaha:wi Dance Theatre*	TORONTO, ON
Kehewin Native Dance Theatre*	TORONTO, ON
Red Sky Performance*	TORONTO, ON
Dance	
Aboriginal Arts Program*	BANFF, AB
Ancient Echoes	LILLOOET, BC
Compaigni V'ni Dansi Society*	VANCOUVER, BC
Coyote Arts Percussive Performance Association*	VANCOUVER, BC
Dancers of Damelahamid*	WEST VANCOUVER, BC
Earth In Motion World Indigenous Dance	NORTH BAY, ON
Indigenous Performance Initiatives	PETERBOROUGH, ON
Kaha:wi Dance Theatre*	TORONTO, ON
Kehewin Native Dance Theatre*	KEHEWIN, AB
Native Women in the Arts	TORONTO, ON
Raven Spirit Dance Society*	VANCOUVER, BC
Red Sky Performance*	TORONTO, ON
Equity Office	
Urban Ink Production Society*	VANCOUVER, BC
Inter-Arts Office	
Artcirq	IGLOOLIK, NU
Association for Native Development in the Performing and Visual Arts*	TORONTO, ON
Debajehmujig Theatre Group*	WIKWEMIKONG, ON
Full Circle: First Nations Performance*	VANCOUVER, BC
Terres en vues, société pour la diffusion de la culture autochtone	MONTREAL, QC
The Great Northern Arts Festival	INUVIK, NT
The Indigenous Peoples Arts Centre of Prince Albert Inc.	PRINCE ALBERT, SK
Media Arts	
Centre for Aboriginal Media*	TORONTO, ON
Cowichan Intercultural Festival of Film Arts Society	DUNCAN, BC
Indigenous Culture & Media Innovations*	MOOSE FACTORY, ON



Name	Community
National Indigenous Media Arts Coalition	WINNIPEG, MB
Nunavut Independent TV Network	IGLOOLIK, NU
Sâkêwêwak First Nations Artists' Collective Inc.*	REGINA, SK
Ullus Collective	PENTICTON, BC
Weengushk Film Institute	M'CHIGEENG, ON
Winnipeg Cultural Capital Collective*	WINNIPEG, MB
<b>Music</b>	
Aboriginal Arts Program*	BANFF, AB
David Kejjck School Fidling Program	SHOAL LAKE, ON
Digging Roots*	BARRIE, ON
ImagineNative Film & Media Arts Festival*	TORONTO, ON
Indigenous Peoples Program	SASKATOON, SK
John Arcand Fiddle Fest Inc.	SASKATOON, SK
La Maison des cultures nomades*	OUTREMONT, QC
Manitoba Aboriginal Music Host Committee	WINNIPEG, MB
Metis Fiddler Quartet*	TORONTO, ON
Miziwe Biik Development Corporation	TORONTO, ON
Nakoda Lodge	CALGARY, AB
Native Music Research Institute	TORONTO, ON
O'Kaadenigan Wiingashk Collective*	PETERBOROUGH, ON
Red Sky Performance*	TORONTO, ON
Woodland Cultural Centre*	BRANTFORD, ON
<b>Theatre</b>	
Alberta Aboriginal Arts*	EDMONTON, AB
Association for Native Development in the Performing and Visual Arts*	TORONTO, ON
Born Buffalo	SASKATOON, SK
Centre for Aboriginal Playwriting Excellence	SASKATOON, SK
Debajehmujig Theatre Group*	WIKWEMIKONG, ON
Gwaandak Theatre Society*	WHITEHORSE, YT
Indigenous Performing Arts Alliance*	NORTH VANCOUVER, BC
Native Earth Performing Arts*	TORONTO, ON
Presentation House Cultural Society	NORTH VANCOUVER, BC
Productions Ondinnok inc.*	MONTREAL, QC
Raven Spirit Dance Society*	NORTH VANCOUVER, BC
Red Diva Projects*	TORONTO, ON
Red Sky Performance*	TORONTO, ON
Saskatchewan Native Theatre Company Inc.	SASKATOON, SK
The Chocolate Woman Collective	TORONTO, ON
The Savage Society	VANCOUVER, BC
Urban Indigenous Theatre Company	WINNIPEG, MB
Urban Ink Production Society*	VANCOUVER, BC
<b>Visual Arts</b>	
Fondation des Jardins de Métis	GRAND-MÉTIS, QC
Haida Gwaii Museum Society*	QUEEN CHARLOTTE, BC
Open Sky Creative Society*	FORT SIMPSON, NT
Sâkêwêwak First Nations Artists' Collective Inc.*	REGINA, SK
Tribe, A Centre for evolving Aboriginal Media, Visual & Performing Inc*	SASKATOON, SK
Urban Shaman Inc.*	WINNIPEG, MB
Woodland Cultural Centre*	BRANTFORD, ON
<b>Writing and Publishing</b>	
En'owkin Centre	PENTICTON, BC
Eschia Books Inc.	EDMONTON, AB
Haida Gwaii Museum Society*	QUEEN CHARLOTTE, BC
Inhabit Media Inc.	IQUALUIT, NU
Kegeдонce Press*	WIARTON, ON
Kehewin Native Dance Theatre*	KEHEWIN, AB
Les Éditions Hannenorak	WENDAKE, QC
Okalakatiget Society	NAIN, NL

Name	Community
Pemmican Publications Inc.	WINNIPEG, MB
Sâkêwêwak First Nations Artists' Collective Inc.*	REGINA, SK
Storyteller Media Association	ROLLING HILLS, AB
Theytus Books	PENTICTON, BC
Theytus Books Ltd.	PENTICTON, BC
Vancouver Island University, Cowichan Branch	DUNCAN, BC

## 5.0 Support to culturally diverse artists and arts organizations

The Canada Council for the Arts provided an estimated \$10.9 million in funding to culturally diverse artists and arts organizations in 2010-11. It should be noted that this figure is an underestimate as many culturally diverse artists do not self-identify on Canada Council grant application forms.

The \$10.9 million in funding includes \$1.5 million under the capacity building program for culturally diverse arts organizations and \$9.4 million in grants through either dedicated programs for culturally diverse artists and arts organizations or regular granting programs.

In 2010-11, the Canada Council provided funding to an estimated 135 culturally diverse arts organizations listed below.

**Table 2: Culturally diverse arts organizations that received grants from the Canada Council in 2010-11<sup>2</sup>**

Name	Community
<b>Audience &amp; Market Development</b>	
Aché Brasil	VANCOUVER, BC
Agence Bousquet, Michele & agent B. Organization	MONTREAL, QC
Aroha Fine Arts	ORLEANS, ON
Compagnie Destins Croisés	MONTREAL, QC
Diane Kadota Arts Management	VANCOUVER, BC
Diaspora Dialogues Charitable Society*	TORONTO, ON
e-Fagia Visual & Media Art Organization*	TORONTO, ON
Festival interculturel du conte de Montréal	MONTREAL, QC
Galerie Lilian Rodriguez	MONTREAL, QC
H'SAO*	MONTREAL, QC
Infinitus String Quartet	RICHMOND, BC
Kobo Town	SCARBOROUGH, ON
Menaka Thakkar Dance Company*	THORNHILL, ON
Musique Multi-Montréal*	MONTREAL, QC
Nomadic Massive*	MONTREAL, QC
Orchid Ensemble*	VANCOUVER, BC
Productions Loma Inc.*	MONTREAL, QC
Productions Yari	SAINT-GABRIEL-DE-BRANDON, QC
Spence Gallery	TORONTO, ON
Tiger Princess Dance Projects*	TORONTO, ON
Toronto Reel Asian International Film Festival*	TORONTO, ON
Wen Wei Dance Society*	VANCOUVER, BC
Wesli Band	MONTREAL, QC
<b>Dance</b>	
Battery Opera Performing Arts Society*	VANCOUVER, BC
CanAsian Dance Festival*	TORONTO, ON
Cercle d'Expression Artistique Nyata Nyata*	MONTREAL, QC
Chitralekha Odissi Dance Creations Incorporated	BURLINGTON, ON
Co. ERASGA*	VANCOUVER, BC
Collective Of Black Artists*	YORK, ON
dance Immersion*	TORONTO, ON
Danse Carpe Diem	MONTREAL, QC
Danse Danse Inc.*	MONTREAL, QC
Fujiwara Dance Inventions	TORONTO, ON
inDance*	TORONTO, ON
Indian Martial & Performance Art Collective of Toronto	TORONTO, ON

<sup>2</sup> Organizations that received funding from more than one section have been indicated by an asterisk.

Name	Community
Ipsita Nova Dance Projects*	TORONTO, ON
Kala Nidhi Fine Arts of Canada*	NORTH YORK, ON
Kokoro Dance*	VANCOUVER, BC
Korean Dance Studies Society of Canada	NORTH YORK, ON
Little Pear Garden Collective*	TORONTO, ON
Menaka Thakkar Dance Company*	THORNHILL, ON
NAfro Dance Productions*	WINNIPEG, MB
New Performance Works Society	VANCOUVER, BC
Productions Loma Inc.*	MONTREAL, QC
Rina Singha Kathak Dance Organization*	TORONTO, ON
Sampradaya Dance Creations	MISSISSAUGA, ON
Sashar Zarif Dance Theatre	TORONTO, ON
Sinha Danse	MONTREAL, QC
Tiger Princess Dance Projects*	TORONTO, ON
Tribal Crackling Wind for the Arts*	TORONTO, ON
Wen Wei Dance Society*	VANCOUVER, BC
Equity Office	
A Space Gallery*	TORONTO, ON
African Stages Association of British Columbia*	SURREY, BC
Afrikadey! Arts & Culture Society of Calgary	CALGARY, AB
Alameda Theatre Company	TORONTO, ON
Aluna Theatre*	TORONTO, ON
Arsenal Pulp Press Book Publishers Ltd.*	VANCOUVER, BC
Asian Arts Freedom School*	TORONTO, ON
b current Performing Arts*	TORONTO, ON
B.C. Chinese Music Ensemble	VANCOUVER, BC
Ballet Creole	TORONTO, ON
Battery Opera Performing Arts Society*	VANCOUVER, BC
Black Theatre Workshop*	MONTREAL, QC
Boca del Lupo Theatre Society*	VANCOUVER, BC
CanAsian Dance Festival*	TORONTO, ON
Carlos Bulosan Theatre*	TORONTO, ON
Cercle d'Expression Artistique Nyata Nyata*	MONTREAL, QC
Co. ERASGA*	VANCOUVER, BC
Collective Of Black Artists*	YORK, ON
Constantinople*	MONTREAL, QC
dance Immersion*	TORONTO, ON
Diaspora Dialogues Charitable Society*	TORONTO, ON
Foreign Ghosts Society Inc.*	MONTREAL, QC
fu-Gen Theatre Company*	TORONTO, ON
Fuse Magazine*	TORONTO, ON
Gendai Gallery*	NORTH YORK, ON
inDance*	TORONTO, ON
Ipsita Nova Dance Projects*	TORONTO, ON
Kala Nidhi Fine Arts of Canada*	NORTH YORK, ON
Kokoro Dance*	VANCOUVER, BC
Little Pear Garden Collective*	TORONTO, ON
MAI Montréal, arts interculturels*	MONTREAL, QC
Mémoire d'encrier Inc.*	MONTREAL, QC
Musique Multi-Montréal*	MONTREAL, QC
NAfro Dance Productions*	WINNIPEG, MB
New Harlem Productions*	TORONTO, ON
Newworld Theatre Society*	VANCOUVER, BC
Obsidian Theatre Company*	TORONTO, ON
OktoEcho*	MONTREAL, QC
On Edge*	VANCOUVER, BC
Onelight Theatre Society*	HALIFAX, NS
Orchid Ensemble*	VANCOUVER, BC
Productions nuits d'Afrique	MONTREAL, QC
Puente Theatre Society	VICTORIA, BC
Regent Park Film Festival Inc.*	TORONTO, ON
RicePaper*	VANCOUVER, BC
Rina Singha Kathak Dance Organization*	TORONTO, ON
Six Ah Wi	NORTH YORK, ON

Name	Community
Teesri Duniya Theatre*	MONTREAL, QC
The Multicultural Theatre Space*	KITCHENER, ON
Theatre Archipelago	NORTH YORK, ON
Théâtre de l'Urd*	QUÉBEC, QC
Theatre Replacement Society*	VANCOUVER, BC
Tiger Princess Dance Projects*	TORONTO, ON
Toronto Urban Music Festival Incorporated	BRAMPTON, ON
Tribal Crackling Wind for the Arts*	TORONTO, ON
TSAR Publications*	TORONTO, ON
Urban Ink Production Society*	VANCOUVER, BC
Vancouver Chinese Instrumental Music Society	VANCOUVER, BC
Vancouver Inter-Cultural Orchestra*	VANCOUVER, BC
Wen Wei Dance Society*	VANCOUVER, BC
<b>Inter-Arts Office</b>	
Alchimies, Créations et Cultures	MONTREAL, QC
Dreamwalker Dance Company	TORONTO, ON
Éditions du CIDHCA	MONTREAL, QC
Foreign Ghosts Society Inc.*	MONTREAL, QC
MAI Montréal, arts interculturels*	MONTREAL, QC
Mile Zero Dance Society	EDMONTON, AB
Miscellaneous Productions Society	VANCOUVER, BC
New Harlem Productions*	TORONTO, ON
Orchid Ensemble*	VANCOUVER, BC
Powell Street Festival Society	VANCOUVER, BC
<b>Media Arts</b>	
e-Fagia Visual & Media Art Organization*	TORONTO, ON
Fondation Fabienne Colas	SAINT-LAMBERT, QC
On Edge*	VANCOUVER, BC
Regent Park Film Festival Inc.*	TORONTO, ON
Toronto Reel Asian International Film Festival*	TORONTO, ON
Vues d'Afrique	MONTREAL, QC
<b>Music</b>	
Autorickshaw	TORONTO, ON
Batata Y Las Alegres Ambulancias	BOGOTA, FOREIGN
Constantinople*	MONTREAL, QC
Ensemble Made In Canada	MONTREAL, QC
Groupe Alpha Thiam	MONTREAL, QC
H'SAO*	MONTREAL, QC
Jumblies Theatre*	TORONTO, ON
Kid Koala Productions	MONTREAL, QC
Maryem Tollar Ensemble	TORONTO, ON
Mighty Popo	OTTAWA, ON
Musique Multi-Montréal*	MONTREAL, QC
Nagata Shachu	SCARBOROUGH, ON
Nathaniel Dett Chorale	TORONTO, ON
Newworld Theatre Society*	VANCOUVER, BC
Nomadic Massive*	MONTREAL, QC
Ohbijou	TORONTO, ON
OktoEcho*	MONTREAL, QC
Orchid Ensemble*	VANCOUVER, BC
Ranee Lee Quintet	BROSSARD, QC
Small World Music Society	TORONTO, ON
Vancouver Cantonese Opera	SURREY, BC
Vancouver Inter-Cultural Orchestra*	VANCOUVER, BC
<b>Theatre</b>	
African Stages Association of British Columbia*	SURREY, BC
Ahuri Théâtre	TORONTO, ON
Aluna Theatre*	TORONTO, ON

Name	Community
B Current*	TORONTO, ON
Black Theatre Workshop*	MONTREAL, QC
Boca del Lupo Theatre Society*	VANCOUVER, BC
Cahoots Theatre Company	TORONTO, ON
Carlos Bulosan Theatre*	TORONTO, ON
Concrete Theatre Society	EDMONTON, AB
fu-Gen Theatre Company*	TORONTO, ON
Jumblies Theatre*	TORONTO, ON
Les Indisciplinaires	MONTREAL, QC
Modern Times Stage Company	TORONTO, ON
New Harlem Productions*	TORONTO, ON
Newworld Theatre Society*	VANCOUVER, BC
Obsidian Theatre Company*	TORONTO, ON
Onelight Theatre Society*	HALIFAX, NS
Place du Seuil groupe	MONTREAL, QC
Pleiades Theatre	TORONTO, ON
Red Snow Collective	NORTH YORK, ON
Teesri Duniya Theatre*	MONTREAL, QC
The Multicultural Theatre Space*	KITCHENER, ON
Théâtre de l'Urd*	QUÉBEC, QC
Théâtre Décalage	MONTREAL, QC
Theatre Replacement Society*	VANCOUVER, BC
Urban Ink Production Society*	VANCOUVER, BC
Visceral Visions Society	VANCOUVER, BC
Why Not Theatre	ETOBICOKE, ON

### Visual Arts

A Space*	TORONTO, ON
DIASOL	MONTREAL, QC
Gendai Gallery*	NORTH YORK, ON
LIVE Biennale of Performance Art Society	VANCOUVER, BC
National Nikkei Museum & Heritage Centre	BURNABY, BC
Red Tree	TORONTO, ON
South Asian Visual Arts Collective	TORONTO, ON
Tree Museum Inc.	NORTH YORK, ON
Vancouver International Centre for Contemporary Asian Art	VANCOUVER, BC
Wedge Curatorial Projects	TORONTO, ON

### Writing and Publishing

African Canadian Children's Literary Festival	ETOBICOKE, ON
Alt.Theatre: Cultural Diversity and the Stage	MONTREAL, QC
Arsenal Pulp Press Book Publishers Ltd.*	VANCOUVER, BC
Asian Arts Freedom School*	TORONTO, ON
Diaspora Dialogues Charitable Society*	TORONTO, ON
Fuse Magazine*	TORONTO, ON
Kalmunity Vibe Collective	MONTREAL, QC
Mémoire d'encrier Inc.*	MONTREAL, QC
Montreal Serai	MONTREAL, QC
RicePaper*	VANCOUVER, BC
TSAR Publications*	TORONTO, ON

## 6.0 Support to arts organizations engaging artists with disabilities and/or Deaf artists

In 2010, the Canada Council for the Arts began the development of the 'Expanding the Arts: Disability and Deaf Arts, access and equality strategy'. This strategy identifies three main goals which include: 1) increasing access, support and participation in Canada Council programs; 2) Recognizing, supporting and promoting disability and Deaf arts; and 3) Encouraging the public engagement of Canadians who are Deaf and/or have a disability, in arts and culture. In November 2011, the Equity Office Capacity Building Initiative will be expanded to be responsive to these sectors.

In 2010-11, the Canada Council for the Arts provided \$188,850 in funding to nine organizations engaging artists with disabilities and/or Deaf artists listed below.

**Table 3: Arts organizations engaging artists with disabilities and/or Deaf artists that received grants from the Canada Council in 2010-11<sup>3</sup>**

Name	Community
<b>Dance</b>	
Les Productions des Pieds des Mains	MONTREAL, QC
<b>Equity Office</b>	
Sparks Arts and Disability Network	WINNIPEG, MB
<b>Inter-Arts Office</b>	
Abilities Arts Festival	TORONTO, ON
Folie/Culture	QUÉBEC, QC
Kickstart Disability Arts and Culture*	BURNABY, BC
<b>Media Arts</b>	
Kickstart Disability Arts and Culture*	VANCOUVER, BC
<b>Music</b>	
Keys to the Studio	TORONTO, ON
<b>Partnership and Networks</b>	
Stage Left Productions	CALGARY, AB
<b>Theatre</b>	
Joe Jack et John	MONTREAL, QC
Suck and Blow Collective Theatre	KINGSTON, ON

<sup>3</sup> Organizations that received funding from more than one section have been indicated by an asterisk.

## 7.0 Support to arts organizations and artists producing or creating work for young audiences

The Canada Council for the Arts provided an estimated \$9.8 million in funding to arts organizations and artists producing or creating work for young audiences. This figure includes funding to both arts organizations with a young audience mandate as well as to arts organizations which target some performances, exhibitions or other activity to young audiences (only a percentage of funding to these latter arts organizations is included in the figure above – usually an estimated 5% to 10% of the grant).

In 2010-11, the Canada Council provided funding to an estimated 123 arts organizations with a young audience mandate listed below.

**Table 4: Young audience arts organizations that received grants from the Canada Council in 2010-11<sup>4</sup>**

Name	Community
<b>Audience &amp; Market Development</b>	
Arsenal à musique*	VILLE MONT-ROYAL, QC
KBAM! Kevin Bruce Arts Management	VANCOUVER, BC
Kids' Entertainment	TORONTO, ON
Roseneath Theatre Company*	TORONTO, ON
Théâtre du Gros Mécano*	QUÉBEC, QC
<b>Dance</b>	
Ancient Echoes	LILLOOET, BC
Bouge de là inc.	MONTREAL, QC
Indian Martial & Performance Art Collective of Toronto	TORONTO, ON
Sursaut Compagnie de danse	SHERBROOKE, QC
Théâtre Les Gens d'en bas	LE BIC, QC
<b>Endowments &amp; Prizes</b>	
Éditions de la courte échelle inc.*	MONTREAL, QC
<b>Inter-Arts Office</b>	
Calgary International Children's Festival*	CALGARY, AB
<b>Music</b>	
Arsenal à musique*	VILLE MONT-ROYAL, QC
ArtsCan Circle	NEWMARKET, ON
ArtStarts in Schools	VANCOUVER, BC
Buzz Cuivres Farfelus	MONTREAL, QC
Moulin à Musique	MONTREAL, QC
Valley Youth Fiddlers Society	SMITHERS, BC
Youth In Motion (YIM)	MONTREAL, QC
<b>Partnerships and Networks</b>	
Calgary International Children's Festival*	CALGARY, AB

<sup>4</sup> Organizations that received funding from more than one section have been indicated by an asterisk.



Name	Community
<b>Theatre</b>	
Axis Theatre Company	VANCOUVER, BC
Bluff Productions Inc.	LAVAL, QC
Calgary International Children's Festival*	CALGARY, AB
Carousel Players	ST CATHARINES, ON
Carousel Theatre Company	VANCOUVER, BC
Carrousel, compagnie de théâtre	MONTREAL, QC
Compagnie Vox Théâtre	OTTAWA, ON
Concrete Theatre Society	EDMONTON, AB
DreamRider Theatre Society	PORT MOODY, BC
Dynamo Théâtre	MONTREAL, QC
Eldorado Théâtre	MONTREAL, QC
Geordie Productions Inc.	MONTREAL, QC
Green Thumb Theatre	VANCOUVER, BC
Green Thumb Theatre for Young People	VANCOUVER, BC
Halifax Theatre for Young People	HALIFAX, NS
L'Arrière Scène, centre dramatique pour l'enfance et la jeunesse	BELOEIL, QC
L'Illusion, théâtre de marionnettes	MONTREAL, QC
L'UniThéâtre	EDMONTON, AB
Le Petit Théâtre de Sherbrooke Inc.	SHERBROOKE, QC
Le Théâtre de la Vieille 17	OTTAWA, ON
Le Théâtre des Confettis	QUÉBEC, QC
Left Foot First Productions	HALIFAX, NS
Les Nuages en pantalon	QUÉBEC, QC
Lorraine Kimsa Theatre for Young People	TORONTO, ON
Magnus Theatre	THUNDER BAY, ON
Manitoba Theatre for Young People	WINNIPEG, MB
Mathieu, François et les autres	MONTREAL, QC
Mermaid Theatre of Nova Scotia	WINDSOR, NS
Northern Alberta International Children Festival	ST-ALBERT, AB
Ottawa International Children's Festival	OTTAWA, ON
Productions Les Gros Becs	QUÉBEC, QC
Project: Humanity Inc.	TORONTO, ON
Quest Theatre	CALGARY, AB
Roseneath Theatre Company*	TORONTO, ON
Shakespeare in Action	TORONTO, ON
The Story Theatre Company	VICTORIA, BC
Théâtre Bouches Décousues	MONTREAL, QC
Théâtre de l'Avant-Pays	MONTREAL, QC
Théâtre de L'Oeil Inc.	MONTREAL, QC
Théâtre de la Vieille 17	OTTAWA, ON
Théâtre des Petites Âmes	MONTREAL, QC
Theatre Direct Canada	TORONTO, ON
Théâtre du Gros Mécano*	QUÉBEC, QC
Théâtre la Catapulte	OTTAWA, ON
Théâtre La Seizième	VANCOUVER, BC
Théâtre Le Clou	MONTREAL, QC
Théâtre Motus	LONGUEUIL, QC
Youtheatre Inc.	MONTREAL, QC
<b>Visual Arts</b>	
Art City Inc.	WINNIPEG, MB
<b>Writing and Publishing</b>	
African Canadian Children's Literary Festival	ETOBICOKE, ON
Annick Press Ltd.	TORONTO, ON
Bayard Canada Livres Inc.	MONTREAL, QC
Communication-Jeunesse	MONTREAL, QC
Éditions de la courte échelle inc.*	MONTREAL, QC
Éditions du Boréal	MONTREAL, QC

Name	Community
Éditions Héritage Inc.	SAINT-LAMBERT, QC
Éditions Hurtubise HMH Limitée	MONTREAL, QC
Éditions Hurtubise inc.	MONTREAL, QC
Éditions Michel Quintin Inc.	WATERLOO, QC
Éditions Trampoline	LONGUEUIL, QC
Éditions Z'ailées	VILLE-MARIE, QC
Groundwood Books	TORONTO, ON
Hackmatack Children's Choice Book Award & Society	HALIFAX, NS
Idélire	VANCOUVER, BC
Kids Can Press Ltd.	TORONTO, ON
La Fête du livre et de la lecture de Longueuil	LONGUEUIL, QC
Lis avec moi	LAVAL-DES-RAPIDES, QC
Lurelu	MONTREAL, QC
Orca Book Publishers Ltd.	VICTORIA, BC
Ottawa Youth Poetry Slam	OTTAWA, ON
Soulières Éditeur	ST-LAMBERT, QC
The Canadian Children's Book Centre	TORONTO, ON
Théâtre de l'Esquisse	MONTREAL, QC
Tradewind Books Ltd.	VANCOUVER, BC
Tundra Books	TORONTO, ON
Verlag Jungbrunnen	WIEN, FOREIGN

## 8.0 Detailed tables of Canada Council funding

### *Parliamentary appropriation and arts funding, 1957-58 to 2010-11*

- Over the past 54 years, Canada Council arts funding totalled \$5,663,583,901 while its parliamentary appropriation totalled \$5,929,562,347 in 2010-11 dollars.

Table 5: Parliamentary appropriation and Canada Council arts funding, 1957-58 to 2010-11 <sup>i</sup>				
Fiscal year	Parliamentary appropriation <sup>ii</sup>		Canada Council arts funding <sup>iii</sup>	
	Current dollars	2010-11 dollars <sup>v</sup>	Current dollars	2010-11 dollars
1957-58 <sup>v</sup>	...	...	749,000	5,895,845
1958-59	...	...	1,435,000	10,998,520
1959-60	...	...	1,263,000	9,616,961
1960-61	...	...	1,397,000	10,500,032
1961-62	...	...	1,406,000	10,433,057
1962-63	...	...	1,478,000	10,829,371
1963-64	...	...	1,424,000	10,304,099
1964-65	...	...	1,475,000	10,477,896
1965-66 <sup>d</sup>	1,933,000	13,404,435	3,374,000	23,397,083
1966-67	3,108,000	20,690,400	4,297,000	28,605,743
1967-68	6,637,000	42,718,812	7,039,000	45,306,271
1968-69	7,479,000	46,345,931	8,689,000	53,844,069
1969-70	8,492,000	50,219,188	9,412,000	55,659,797
1970-71	8,831,000	50,680,369	10,269,000	58,932,931
1971-72	10,513,000	58,601,172	12,069,000	67,274,569
1972-73	14,326,000	76,209,087	15,239,000	81,065,913
1973-74	17,323,000	85,513,962	18,986,000	93,723,263
1974-75	20,447,000	90,918,912	22,411,000	99,651,966
1975-76	30,181,000	121,244,362	31,062,000	124,783,552
1976-77	32,620,000	122,193,891	33,205,000	124,385,289
1977-78	37,537,000	130,150,610	37,815,000	131,114,509
1978-79	39,152,000	124,623,169	41,074,000	130,741,011
1979-80	41,116,000	119,750,350	41,795,000	121,727,938
1980-81	44,647,000	118,213,080	43,693,000	115,687,148
1981-82	52,941,000	124,598,515	51,557,000	121,341,222
1982-83	59,883,000	127,074,126	60,754,000	128,922,423
1983-84	65,581,000	131,500,628	65,502,000	131,342,220
1984-85	72,614,000	139,596,221	70,108,000	134,778,581
1985-86	74,244,000	137,292,476	69,257,000	128,070,484
1986-87	85,311,000	151,505,053	84,088,000	149,333,110
1987-88	96,895,000	164,792,226	82,545,000	140,386,752
1988-89	93,251,000	152,580,639	93,337,000	152,721,355
1989-90	103,503,000	161,204,539	94,681,000	147,464,392
1990-91	104,054,000	154,621,059	95,604,000	142,064,617
1991-92	105,493,000	148,429,161	96,322,000	135,525,519
1992-93	108,215,000	150,083,899	98,076,000	136,022,071
1993-94	99,335,000	135,193,078	89,702,000	122,082,745
1994-95	98,362,000	133,712,637	86,479,000	117,558,967
1995-96	97,946,000	130,259,235	84,300,000	112,111,301

Fiscal year	Current dollars	2010-11 dollars	Current dollars	2010-11 dollars
1996-97 <sup>vii</sup>	91,093,000	119,373,841	84,694,000	110,988,200
1997-98 <sup>viii</sup>	113,968,000	146,872,478	101,655,000	131,004,508
1998-99 <sup>ix</sup>	116,169,000	148,233,171	111,757,000	142,603,401
1999-00	116,584,000	146,200,603	111,044,000	139,253,240
2000-01 <sup>x</sup>	127,431,000	155,615,425	113,795,000	138,963,496
2001-02 <sup>xi</sup>	151,776,000	180,796,564	133,347,000	158,843,819
2002-03 <sup>xii</sup>	153,707,000	179,068,655	139,065,000	162,010,725
2003-04 <sup>xiii</sup>	155,604,000	176,341,109	134,815,000	152,781,590
2004-05 <sup>xiv</sup>	152,111,000	169,254,360	130,051,000	144,708,133
2005-06 <sup>xv</sup>	151,683,000	165,150,182	129,491,000	140,987,864
2006-07 <sup>xvi</sup>	172,507,000	184,207,750	149,990,000	160,163,474
2007-08 <sup>xvii</sup>	182,507,000	190,691,170	161,904,000	169,164,269
2008-09 <sup>xviii</sup>	182,242,000	186,075,311	158,270,000	161,599,080
2009-10 <sup>xix</sup>	183,122,000	186,483,505	158,390,000	161,297,509
2010-11 <sup>xx</sup>	181,277,000	181,277,000	154,532,000	154,532,000
<b>TOTAL</b>	<b>3,873,751,000</b>	<b>5,929,562,347</b>	<b>3,546,168,000</b>	<b>5,663,583,901</b>

... not applicable

... not available

<sup>i</sup> The figures are reflecting the mandate of the Canada Council for the Arts in 2010-11. Therefore, the amounts for Social Sciences and Humanities programs that were part of the Canada Council from 1957-58 until 1977-78 are excluded.

Sources:

Parliamentary Appropriation: Canada Council for the Arts, Annual Reports – Finances section, 1957-58 to 2010-11.

Arts Funding: from 1957-58 until 1981-82: L. Mailhot, B. Melançon, *Le Conseil des arts du Canada*, 1957-82, Léméac, 1982, p.67; for 1982-83 and 1983-84: Canada Council for the Arts, 1983-84 *Annual Report*; from 1984-85 until 1993-94: Canada Council for the Arts, Annual Reports – Finances section; from 1994-95 until 2008-09: Canada Council for the Arts, Annual Reports.

<sup>ii</sup> The Parliamentary Appropriation is the main source of revenue of the Canada Council for the Arts. It provides for the funding of different arts programs and prizes, the National Commission for UNESCO, art purchases for the Art Bank (created in 1972) and payments to authors through the Public Lending Right Commission (created in 1986). The Parliamentary Appropriation is not used for Special Funds like the Killam or Molson Prizes.

<sup>iii</sup> The Arts Funding includes grants to artists and art organizations through different programs, art purchases for the Art Bank and payments to authors by the Public Lending Right Commission. It also includes Canada Council for the Arts' Prizes, like the Jules Léger Prize for New Chamber Music and the Governor General's Awards and Prizes in Literature, Performing Arts, Architecture, Visual and Media Arts. Arts Funding does not include Special Funds like the Killam or Molson Prizes.

<sup>iv</sup> The Statistics Canada Consumer Price Index, historical summary tables were used for the conversion of Current Dollars into 2010-11 Dollars. <<http://www40.statcan.ca/01/cst01/econ46a.htm>>.

<sup>v</sup> In 1957, the Government of Canada received 100 million dollars from the death duties of Sir James Hamet Dunn (Bathurst, New Brunswick, 1874 – St. Andrews, New Brunswick, 1956) and Izaak Walton Killam (Yarmouth, Nova Scotia, 1885 – Grand-Cascapédia, Québec, 1955), and invested \$50 million (\$365 million – 2006-07 dollars) in an Endowment Fund and \$50 million in a University Capital Grants Fund. Those investments made possible the creation of the Canada Council for the Arts. As stated in the *Canada Council Act*, the mandate of the Canada Council for the Arts is to foster and promote the study and enjoyment of, and the production or works in, the arts, humanities and social sciences. From 1957-58 until 1964-65, there was no parliamentary appropriation. The interest and dividends earned from the Endowment Fund were the main source of revenue that made possible Arts Funding.

<sup>vi</sup> From 1965-66 until 1977-78, the amount of the Parliamentary Appropriation shown in the table reflects the portion for the Arts programs and the National Commission for UNESCO. That portion is established on the percentage of the expenses for both and the expenses for the Social Sciences and Humanities programs as reported in the Annual Reports of those fiscal years. Below, for each fiscal year, are the percentages of the expenses for the Arts programs and the National Commission for UNESCO.

1965-66 : 55.60%	1969-70 : 35.83%	1973-74 : 47.43%	1977-78 : 56.84%
1966-67 : 44.74%	1970-71 : 36.49%	1974-75 : 50.04%	
1967-68 : 39.27%	1971-72 : 39.96%	1975-76 : 55.16%	
1968-69 : 36.34%	1972-73 : 44.57%	1976-77 : 54.68%	

<sup>vii</sup> The 1996-97 Parliamentary Appropriation drop reflects a \$3.1 million transfer from the Canada Council for the Arts for funding of the National Theatre School and the National Ballet School.

<sup>viii</sup> 1997-98 Parliamentary Appropriation includes a \$25 million annual addition that begins this year.

<sup>ix</sup> For the Parliamentary Appropriation, a total of \$10 million in one-time funding was received (\$4 million in 1998-99, \$4 million in 1999-2000 and \$2 million in 2000-01) to fund special Millennium projects through the Millennium Arts Fund. The Millennium Arts Fund provided \$10 million in grants over two years (1998-99 and 1999-2000). A small portion (about \$602,000) was disbursed as additional grants in 2000-01.

<sup>x</sup> 2000-01 Parliamentary Appropriation includes a \$10 million annual addition that begins this year and \$600,000 for PICLO (Partenariat interministériel avec les communautés de langue officielle).

<sup>xi</sup> 2001-02 Parliamentary Appropriation includes \$25 million supplementary appropriation announced in May 2001, \$900,000 for PICLO and \$295,000 for IPOLC (Interdepartmental Partnership with Official Language Communities).

<sup>xii</sup> 2002-03 Parliamentary Appropriation includes \$25 million supplementary appropriation, \$900,000 for PICLO and \$500,000 for IPOLC.

---

<sup>xiii</sup> 2003-04 Parliamentary Appropriation includes \$25 million supplementary appropriation, \$1,119,000 for Terminus 1525, \$580,000 for Dance Presenters, \$500,000 for IPOLC, \$450,000 for PICLO, \$1 million for Equipment Acquisition Assistance for Media Arts Production Organizations, and \$50,000 for the Creator Rights Alliance.

<sup>xiv</sup> 2004-05 Parliamentary Appropriation includes \$25 million supplementary appropriation, \$600,000 for Terminus 1525, \$300,000 for the Sound Recording Development program, \$500,000 for IPOLC, \$450,000 for PICLO, \$230,000 for CITF (Commission internationale du théâtre francophone), and \$200,000 for the SPARK initiative (also contribution of \$1.5M to the reallocation initiative).

<sup>xv</sup> 2005-06 Parliamentary Appropriation includes \$25 million supplementary appropriation and a portion of \$2,500,000 for Capacity Building Initiative (also contribution of \$1.5M to the reallocation initiative).

<sup>xvi</sup> The Parliamentary Appropriation for 2006-07 includes a supplement of \$20 million; it is preliminary and subject to revision.

<sup>xvii</sup> The Parliamentary Appropriation for 2007-08 includes a supplement of \$30 million.

<sup>xviii</sup> The Parliamentary Appropriation for 2008-09 includes supplements of \$500,000 for the UNESCO International Fund for Cultural Diversity, \$800,000 for PICLO/IPOLC, and \$250,000 for Sound Recording Development program.

<sup>xix</sup> The Parliamentary Appropriation for 2009-10 includes a supplement of \$750,000 for the implementation of the new National Translation Program for Book Publishing and an retroactive adjustment of \$1.5M for compensation adjustment.

<sup>xx</sup> The Parliamentary Appropriation for 2010-11 was reduced by \$1,356,000 as a result of the transfer of resources to other partners for the management of the Canada Music Fund Program. Furthermore, the appropriation figure includes a fiscal restraint reduction of \$185,968 as well as a supplement of \$127,000 for the Commission Internationale de Théâtre Francophone.

**Table 6: Canada Council for the Arts grants by province and territory, 2010-11:<sup>1</sup>  
Comparison with population, artists, grant applications and peer assessment committee members**

	Canada Council grant \$ 2010-11	% of grants (Canada)	Population as of July 1st, 2010 ('000s) <sup>2</sup>	% of population	Number of artists 2006 <sup>3</sup>	% of artists	Total grant applications 2010-11	% of total grant appl's (Canada)	Peer assessors 2010-11 <sup>4</sup>	% of Peer assessors (Canada)
<b>Newfoundland and Labrador</b>	\$1,417,260	1.00%	509.7	1.49%	1,200	0.86%	170	1.14%	14	1.97%
<b>Prince Edward Island</b>	\$353,890	0.25%	142.3	0.42%	470	0.34%	55	0.37%	4	0.56%
<b>Nova Scotia</b>	\$4,146,649	2.94%	942.5	2.76%	3,735	2.67%	435	2.91%	43	6.04%
<b>New Brunswick</b>	\$1,968,505	1.39%	751.8	2.20%	1,900	1.36%	206	1.38%	23	3.23%
<b>Québec</b>	\$44,601,290	31.58%	7,907.4	23.18%	30,170	21.54%	4,925	32.97%	221	31.04%
<b>Ontario</b>	\$48,021,070	34.00%	13,210.7	38.73%	56,860	40.60%	4,852	32.48%	181	25.42%
<b>Manitoba</b>	\$6,322,559	4.48%	1,235.4	3.62%	3,920	2.80%	411	2.75%	31	4.35%
<b>Saskatchewan</b>	\$3,533,388	2.50%	1,045.6	3.07%	3,045	2.17%	280	1.87%	26	3.65%
<b>Alberta</b>	\$9,487,394	6.72%	3,720.9	10.91%	12,160	8.68%	1,203	8.05%	43	6.04%
<b>British Columbia</b>	\$20,458,486	14.49%	4,531.0	13.28%	25,890	18.49%	2,268	15.18%	117	16.43%
<b>Yukon</b>	\$399,280	0.28%	34.5	0.10%	210	0.15%	77	0.52%	7	0.98%
<b>Northwest Territories</b>	\$299,160	0.16%	43.8	0.13%	180	0.13%	34	0.23%	1	0.14%
<b>Nunavut</b>	\$281,500	0.20%	33.2	0.10%	250	0.18%	23	0.15%	1	0.14%
<b>TOTAL (excl. international)</b>	<b>\$141,220,431</b>	<b>100.0%</b>	<b>34,108.8</b>	<b>100.0%</b>	<b>140,040</b>	<b>100.00%</b>	<b>14,939</b>	<b>100.0%</b>	<b>712</b>	<b>100.0%</b>
<b>Other (international)</b>	\$1,103,654	..	..	..	..	..	504	..	9	..
<b>TOTAL (incl. international)</b>	<b>\$142,324,085</b>	..	..	..	..	..	<b>15,443</b>	..	<b>721</b>	..

<sup>1</sup> All Canada Council grant figures exclude Art Bank purchases, special funds, PLR and UNESCO.

<sup>2</sup> Statistics Canada: Canada's National Statistical Agency. "Population by year, by province and territory," September 2010, <<http://www40.statcan.gc.ca/l01/cst01/demo02a-eng.htm>>.

<sup>3</sup> Hill Strategies Research Inc. "Artists in Canada's Provinces and Territories Based on the 2006 Census," *Statistic Insights on the Arts*, Vol.7 No. 5, March 2009, <[http://www.hillstrategies.com/docs/Artists\\_provinces2006.pdf](http://www.hillstrategies.com/docs/Artists_provinces2006.pdf)>.

<sup>4</sup> Excludes external assessors and staff.

Table 7: Five-year breakdown of grants by discipline  
2006-07 to 2010-11<sup>5</sup>

	2006-07	2007-08	2008-09	2009-10	2010-11
Dance	\$17,153,392	\$18,541,929	\$18,754,529	\$18,304,752	\$18,625,326
Inter-Arts	\$2,278,050	\$2,374,260	\$3,121,957	\$2,520,305	\$2,563,955
Media Arts	\$13,981,596	\$14,355,164	\$14,243,196	\$14,299,240	\$13,419,401
Music	\$30,955,194	\$33,961,538	\$29,629,542	\$29,473,318	\$28,149,771
Theatre	\$26,995,375	\$29,136,851	\$26,968,075	\$26,583,041	\$26,823,304
Visual Arts	\$20,556,289	\$21,701,507	\$21,035,945	\$21,252,130	\$21,255,694
Writing and Publishing	\$23,511,232	\$24,158,223	\$23,717,419	\$24,574,977	\$24,237,315
Prizes and Other <sup>6</sup>	\$5,407,419	\$8,574,135	\$8,168,680	\$9,128,401	\$7,249,319
<b>Grants Programs<sup>7</sup></b>	<b>\$140,838,547</b>	<b>\$152,803,607</b>	<b>\$145,639,343</b>	<b>\$146,136,164</b>	<b>\$142,324,085</b>
Public Lending Right Program	\$9,062,476	\$9,115,095	\$9,901,024	\$9,939,089	\$9,901,337
Art Bank Purchase Program	...	...	\$231,265	\$286,066	\$49,470
Canadian Commission for UNESCO	\$89,033	\$76,745	\$82,601	\$92,300	\$135,010
Special Funds <sup>8</sup>	\$2,619,423	\$2,622,662	\$2,415,955	\$2,219,590	\$2,127,214
<b>TOTAL FUNDING OF THE CANADA COUNCIL FOR THE ARTS</b>	<b>\$152,609,479</b>	<b>\$164,618,109</b>	<b>\$158,270,188</b>	<b>\$158,673,209</b>	<b>\$154,537,116</b>

<sup>5</sup> Total grants figures may not add due to rounding. Also, figures are compiled from a "live" system that reflects ongoing changes to the status of individual grants, including grant adjustments, grant cancellations and declined grants. As a result, grant totals on this table may vary slightly from grant totals appearing on other tables produced at an earlier or later date.

<sup>6</sup> "Other" includes the Audience and Market Development programs, the Aboriginal Arts Secretariat, the Equity Office, the Strategic Investment Fund, the 50<sup>th</sup> Anniversary program, and miscellaneous funding through the office of the Director of the Arts Division.

<sup>7</sup> The total of Grants Programs excludes prizes awarded through special funds, such as the Molson Prize, Killam Prizes etc. and Public Lending Right payments. The Total Funding of the Canada Council for the Arts includes Special funds (see note 8 below) as well as Public Lending Right Payments.

<sup>8</sup> Special Funds includes all endowed prizes, Killam Research Fellowships and Prizes and the Japan-Canada Fund.

**Table 8: Five-year breakdown of grants by province and territory,  
2006-07 to 2010-11**

	2006-07	2007-08	2008-09	2009-10	2010-11
Newfoundland and Labrador	\$1,693,537	\$1,753,580	\$1,630,998	\$1,666,595	\$1,417,260
Prince Edward Island	\$290,200	\$423,933	\$305,375	\$379,245	\$353,890
Nova Scotia	\$3,855,514	\$4,289,679	\$3,900,798	\$4,304,427	\$4,146,649
New Brunswick	\$2,107,799	\$2,144,875	\$2,135,105	\$2,015,550	\$1,968,505
Québec	\$44,522,063	\$47,820,618	\$45,692,986	\$46,256,455	\$44,601,290
Ontario	\$47,530,459	\$50,961,488	\$48,244,065	\$47,778,321	\$48,021,070
Manitoba	\$6,506,365	\$6,707,026	\$6,335,847	\$6,568,630	\$6,322,559
Saskatchewan	\$3,265,057	\$3,182,852	\$3,526,524	\$3,536,871	\$3,533,388
Alberta	\$8,856,684	\$10,490,767	\$10,294,200	\$10,469,130	\$9,487,394
British Columbia	\$19,695,547	\$22,562,270	\$21,329,868	\$20,704,507	\$20,458,486
Yukon	\$582,225	\$453,555	\$511,427	\$524,510	\$399,280
Northwest Territories	\$214,045	\$232,040	\$204,105	\$197,365	\$299,160
Nunavut	\$421,600	\$506,898	\$236,470	\$457,500	\$281,500
Other <sup>9</sup>	\$1,297,452	\$1,274,026	\$1,291,575	\$1,277,058	\$1,103,654
<b>Grants Programs</b>	<b>\$140,838,547</b>	<b>\$152,803,607</b>	<b>\$145,639,343</b>	<b>\$146,136,164</b>	<b>\$142,324,085</b>

<sup>9</sup> Includes arts organizations and artists whose address is outside Canada, e.g. grant recipients under the International Translation Grants Program.



**Table 9: Grants by Program and Province or Territory, 2010-11**

UNIT	PROGRAM	NL	PE	NS	NB	QC	ON	MB	SK	AB	BC	YT	NT	NU	FOREIGN	TOTAL
Aboriginal Arts Office				\$28,000		\$228,300	\$471,200	\$120,000	\$32,000	\$36,000	\$325,290	\$42,200	\$26,000	\$84,000	\$2,500	\$1,395,490
0354	Elder/Youth Legacy Program: Support for Aboriginal Artistic Practices (Pilot Program)						43,500			12,000	78,000	16,000				149,500
0359	Artists and Community Collaboration Program (ACCP)							16,000			20,000					36,000
0362	Travel Grants for Aboriginal Collaborative Projects					8,000	23,900		2,000	1,500	4,500	3,000	2,000		2,500	47,400
0363	The Flying Eagle			4,000		12,800	20,800	8,000		14,500	4,400	3,200	4,000	4,000		75,700
0366	Aboriginal Peoples Collaborative Exchange: International					22,500	86,000	84,000		8,000	49,000					249,500
0367	Aboriginal Peoples Collaborative Exchange: National					25,000	61,000	5,000			5,000			30,000		126,000
0386	Capacity Building Program for Aboriginal Arts Organizations: Multi-Year Project Funding					160,000	170,000		30,000		50,000	20,000		50,000		480,000
0387	Capacity Building Program for Aboriginal Arts Organizations: Project Funding			24,000			66,000	7,000			114,390		20,000			231,390
Audience & Market Development		\$13,390		\$33,591	\$9,220	\$760,448	\$685,363	\$27,595	\$2,170	\$38,195	\$335,607	\$43,160	\$2,345		\$82,560	\$2,033,644
0337	The Flying Squad					28,900	9,200				4,200					42,300
0338	Grants to Agents, Managers and Artists' Representatives in the Performing Arts: Annual and Multi-year					304,095	232,000	23,625		11,000	164,280	18,000				753,000
0340	Audience and Market Development Travel Grants: Canada	1,590		4,481	8,220	101,850	91,995	1,820	1,940	13,825	61,010	11,370	2,345		2,635	303,081
0346	Audience and Market Development Travel Grants Program: International	11,800		29,110	1,000	325,603	352,168	2,150	230	13,370	106,117	13,790			79,925	935,263

UNIT	PROGRAM	NL	PE	NS	NB	QC	ON	MB	SK	AB	BC	YT	NT	NU	FOREIGN	TOTAL
Dance		\$48,900		\$155,680	\$108,450	\$6,843,397	\$6,619,642	\$1,356,199	\$28,000	\$772,500	\$2,599,258	\$500			\$92,800	\$18,625,326
2105	Travel Grants to Dance Professionals				450	18,683	27,100	1,500		1,250	17,870	500			1,300	68,653
2120	Creation/Production in Dance			50,000	40,000	4,575,000	4,312,000	1,133,199		630,000	1,049,000					11,789,199
2121	Artists and the Community Collaboration Program (ACCP)					23,000	21,000				146,000					190,000
2151	Dance Touring Grants					321,105	476,882	150,000			182,000					1,129,987
2155	Dance Touring Grants - International				29,000	372,084	75,286	35,000			110,200					621,570
2167	Dance Presenter Support: Festivals	40,000				163,000	268,569			16,000	112,431					600,000
2168	Dance Presenter Support: Foreign Artists Tours					27,665					15,800					43,465
2170	Support Services to the Dance Milieu	3,900		58,000	19,000	433,700	572,750		4,000	40,000	266,000					1,397,350
2177	Annual Support to Aboriginal Peoples Dance Companies, Organizations and Collectives										170,000					170,000
2178	Aboriginal Peoples Production Project Grants in Dance						57,000		14,000	23,000	50,000					144,000
2180	The Dance Flying Squad I: An Organizational Development Program in Dance			27,680		102,960	41,555			15,250	15,985					203,430
2201	Grants to Dance Professionals: Emerging/Mid-Career	5,000		4,000		102,000	95,500	9,500		15,000	58,500				24,000	313,500
2202	Grants to Dance Professionals: Established					53,500	22,000		10,000		48,500					134,000
2203	Production Project Grants in Dance			16,000	20,000	492,000	412,500	27,000		20,000	235,500				62,500	1,285,500
2204	Grants to Aboriginal Dance Professionals						29,000			12,000	12,000					53,000
2217	Dance On Screen Production Fund						105,000				45,000				5,000	155,000

UNIT	PROGRAM	NL	PE	NS	NB	QC	ON	MB	SK	AB	BC	YT	NT	NU	FOREIGN	TOTAL
2218	Support for Creation-based Collaborations: Local, National and International (Pilot Program)					158,700	103,500				64,472					326,672
<b>Director Arts Disciplines</b>							\$60,000									\$60,000
0477	Special Initiatives Grants						60,000									60,000
<b>Endowments &amp; Prizes</b>		\$25,000		\$42,000		\$345,500	\$348,948	\$53,000	\$58,000	\$27,000	\$106,500				\$33,000	\$1,038,948
8021	Jacqueline Lemieux Prize					6,000										6,000
8022	Peter Dwyer Scholarships (National Ballet School)						10,000									10,000
8051	Bell Canada Award in Video Art							10,000								10,000
8084	Robert Fleming Prize			2,000												2,000
8085	Virginia Parker Award					25,000										25,000
8086	Healey Willan Prize			5,000												5,000
8087	Jules Léger Prize for New Chamber Music						2,448				7,500					9,948
8088	Eckhardt-Gramatté National Music Competition							9,000								9,000
8090	National Competition for Amateur Choirs			10,000												10,000
8131	Peter Dwyer Scholarships (National Theatre School)					10,000										10,000
8132	Governor General's Performing Arts Awards						150,000									150,000
8141	Saidye Bronfman Award			25,000												25,000
8142	Prix de Rome in Architecture						50,000	34,000								84,000
8143	Governor General's Awards in Visual and Media Arts					25,000	75,000			25,000	50,000					175,000
8161	Governor General's Literary Awards - Prizes	25,000				231,500	40,500		51,000	2,000	30,000				26,000	406,000
8166	CBC Literary Awards					24,000	12,000		4,000		16,000				4,000	60,000

UNIT	PROGRAM	NL	PE	NS	NB	QC	ON	MB	SK	AB	BC	YT	NT	NU	FOREIGN	TOTAL
8171	Governor General's Literary Awards - Publisher Promotion					24,000	9,000		3,000		3,000				3,000	42,000
<b>Equity Office</b>				\$33,250		\$292,500	\$713,250	\$71,050		\$34,450	\$458,000			\$2,500		\$1,605,000
0369	Capacity Building Grants for Culturally Diverse Arts Organizations			30,000		173,000	679,500	30,000		30,000	287,500					1,230,000
0372	Travel Grants to Stand Firm Participants (Culturally Diverse Arts Organizations)			1,250		1,250	3,750				5,000					11,250
0374	Intersectional Initiatives							38,300								38,300
0378	Community Capacity Building Grants for Culturally Diverse Arts Organizations					110,000					161,000					271,000
0379	Professional Development Travel Grants for Culturally Diverse Artists (Pilot)			2,000		8,250	30,000	2,750		4,450	4,500			2,500		54,450
<b>Inter-Arts Office</b>		\$11,800	\$30,000	\$13,350	\$1,000	\$1,220,805	\$407,000	\$7,000	\$122,000	\$183,600	\$444,300	\$18,600	\$30,000	\$70,000	\$4,500	\$2,563,955
2923	Integrated Arts and Contemporary Circus Arts Program for Arts Professionals: Travel Grants			1,000	1,000	24,000	25,500	3,000	1,000	5,000	8,500			10,000	4,500	83,500
2928	Visiting Foreign Artists Program					2,500	9,000				3,000					14,500
2931	The Flying Squad					31,000		4,000		18,000	8,000					61,000
2934	Integrated Arts and Contemporary Circus Art Program for Organizations: Creation/Production Project Grants	11,800		8,650		85,000	69,500			25,000	113,900					313,850
2935	Integrated Arts and Contemporary Circus Art Program for Organizations: Dissemination, Support and Development Project and Annual Programming Grants					342,500	217,700		25,000	70,200	43,500		30,000			728,900

UNIT	PROGRAM	NL	PE	NS	NB	QC	ON	MB	SK	AB	BC	YT	NT	NU	FOREIGN	TOTAL
2936	Integrated Arts and Contemporary Circus Art Program for Organizations: Operating Grants					402,000			96,000	25,000	143,500			60,000		726,500
2938	Integrated Arts and Contemporary Circus Art Program: Touring Grants					134,600	50,000									184,600
2939	Integrated Arts and Contemporary Circus Art Program for Organizations: Artists and Community Collaboration					20,000										20,000
2946	Integrated Arts and Contemporary Circus Art Program for Artists: Research/Creation, Production and Professional Development Grants			3,700		168,086	35,300			40,400	73,900	18,600				339,986
2947	Integrated Arts and Contemporary Circus Art Program for Artists: Artists and Community Collaboration		30,000			11,119					50,000					91,119
<b>Media Arts</b>		<b>\$ 179,750</b>	<b>\$ 79,900</b>	<b>\$ 332,030</b>	<b>\$ 170,700</b>	<b>\$ 4,559,730</b>	<b>\$ 4,431,410</b>	<b>\$ 696,561</b>	<b>\$ 343,380</b>	<b>\$ 623,420</b>	<b>\$ 1,765,550</b>	<b>\$ 68,220</b>	<b>\$ 27,000</b>	<b>\$ 85,000</b>	<b>\$ 56,750</b>	<b>\$ 13,419,401</b>
3070	Annual Assistance to Cinematheques					217,000	228,000				205,000					650,000
3204	Grants to Film and Video Artists	18,000		60,000	55,000	1,575,000	1,440,000	149,000	8,000	36,000	328,000					3,669,000
3209	Grants to New Media and Audio Artists: New Media Residencies						120,000								50,000	170,000
3215	Grants to New Media and Audio Artists - Production Grants	41,000				358,000	184,000	23,000			201,000					807,000
3220	Grants to New Media and Audio Artists - Research Grants					80,000	20,000	20,000		35,000						155,000
3225	Travel Grants to Media Artists	1,250		8,250		88,750	100,750	7,500	4,000	8,500	31,250				6,750	257,000

UNIT	PROGRAM	NL	PE	NS	NB	QC	ON	MB	SK	AB	BC	YT	NT	NU	FOREIGN	TOTAL
3226	Visiting Foreign Artists Program (Pilot Program)					11,000	17,000	2,741								30,741
3240	Aboriginal Media Arts Program					90,000	242,000		32,000	69,000	32,000			20,000		485,000
3252	Artists and Community Collaboration Program (ACCP)					20,000	63,100		40,000		20,000					143,100
3271	Annual Assistance for Programming			63,700		236,800	215,400	107,600	30,000	93,500	67,000	12,000				826,000
3273	Annual Assistance to Distribution Organizations					254,000	263,000	110,000			161,000					788,000
3278	Media Arts Project Grants			16,000	12,000	204,200	319,300	48,400	20,000	20,000		19,500				659,400
3285	Annual Assistance to Media Arts Production Organizations	80,500	42,400	139,080	46,400	957,150	570,400	133,220	121,180	245,820	334,800	31,720	20,000	50,000		2,772,670
3290	Equipment Acquisition Assistance to Media Arts Production Organizations	14,500	15,000	32,500	10,000	156,000	103,000	20,000	35,000	55,000	65,000	5,000	7,000	15,000		533,000
3295	Organizational Development in Media Arts			12,500	33,000	76,300	75,700	20,800	23,400		58,300					300,000
3305	The Flying Squad					80,030	21,660	7,400		5,000	15,800					129,890
3308	Grants to Media Arts Organizations: Initiatives	24,500	22,500			14,600	225,000	46,900	29,800	52,200	110,100					525,600
3312	Project Grants to Media Arts Organizations, Groups and Collectives				14,300	140,900	223,100			3,400	136,300					518,000
	<b>Music</b>	<b>\$139,100</b>	<b>\$38,700</b>	<b>\$1,007,368</b>	<b>\$128,700</b>	<b>\$7,286,108</b>	<b>\$10,391,249</b>	<b>\$1,411,884</b>	<b>\$382,200</b>	<b>\$2,744,577</b>	<b>\$4,371,310</b>	<b>\$21,000</b>	<b>\$30,625</b>		<b>\$196,950</b>	<b>\$28,149,771</b>
3550	Professional Choir Program	5,500		69,000		61,000	285,500	24,000		53,000	287,000					785,000
3560	New Music Program	45,000		34,000	21,000	698,400	1,016,500	45,000		30,000	297,600					2,187,500
3625	Concert Production and Rehearsal Program for Non-Classical and Chamber Classical Music					243,000	324,675				48,000					615,675

UNIT	PROGRAM	NL	PE	NS	NB	QC	ON	MB	SK	AB	BC	YT	NT	NU	FOREIGN	TOTAL
3626	Artists and Community Collaboration Program (ACCP)					25,000	75,000				40,000					140,000
3635	Grants to Professional Musicians (Individuals) - Classical Music			26,000		216,500	192,000			77,000					20,000	531,500
3640	Grants to Professional Musicians (Individuals) - Non-Classical Music			12,000		164,000	179,000			24,000	71,000				18,000	468,000
3643	Grants to Professional Musicians - Individuals			9,000		283,600	163,100			12,000	60,800				22,000	550,500
3672	Commissioning of Canadian Compositions				3,500	161,700	93,100	30,000		16,000	137,200				63,500	505,000
3673	Residencies for Composers and Conductors		10,000	20,000		54,500	21,000			40,000	57,500					203,000
3710	Travel Grants to Professional Musicians	4,000		7,500	750	66,750	45,500		2,000	9,733	36,750	1,500	1,000		6,000	181,483
3730	Professional Orchestra Program	76,600	17,000	663,400	45,700	3,327,200	3,822,330	983,500	292,000	1,585,700	1,835,500					12,648,930
3740	Opera/Music Theatre Program			4,468	17,000	926,800	2,994,400	142,000	21,000	776,000	1,000,000					5,881,668
3745	Music Festivals Programming Project Grants		5,000	19,000	33,500	65,500	89,400		18,000		53,500	17,400	18,000			319,300
3753	Music Touring Grants			130,000		584,298	627,475	129,700		30,144	267,500				54,000	1,823,117
3754	Music Festival Travel Grants		6,700	6,000		29,990	50,087	7,984	3,700		13,170		3,400		2,950	123,981
3758	Visiting Foreign Artists Program (Pilot Program)	1,000		2,000	1,500	4,500	2,500				3,500					15,000
3759	International Touring Assistance in Music (Pilot Project)					83,200	135,000	3,000		70,000	109,500					400,700
3760	Career Development Program			5,000		160,800	134,500	18,000		6,500	27,500		4,300		10,500	367,100
3765	Aboriginal Peoples Music Program					21,500	93,500	12,000	41,500	12,000	1,672		925			183,097
3766	Aboriginal Peoples Travel Grants						4,500		4,000	2,500	6,500	2,100	3,000			22,600
3775	The Flying Squad: Music Organizational Assistance Program	7,000			5,750	107,870	42,182	16,700			17,118					196,620

UNIT	PROGRAM	NL	PE	NS	NB	QC	ON	MB	SK	AB	BC	YT	NT	NU	FOREIGN	TOTAL
Partnerships and Networks										\$1,116,237						\$1,116,237
0472	Alberta Creative Development Initiative: Grants to Individuals									628,837						628,837
0473	Alberta Creative Development Initiative: Grants to Organizations									487,400						487,400
Theatre		\$481,525	\$4,250	\$1,098,900	\$546,873	\$8,697,277	\$8,632,373	\$1,080,500	\$820,426	\$2,076,100	\$3,199,704	\$101,250	\$7,000		\$77,126	\$26,823,304
4540	Operating Grants to Professional Theatre Organizations	442,275		841,500	497,000	6,877,800	7,256,000	950,500	730,500	1,821,500	2,516,300	64,000				21,997,375
4545	Theatre Production Project Grants for Established Artists	10,000		49,500	25,000	357,300	289,700	18,000	18,000	19,500	200,000					987,000
4570	Grants to Theatre Artists			21,000	3,000	256,000	254,800	22,000	14,000	13,000	90,000		7,000			680,800
4573	Travel Grants to Theatre Artists			1,750	500	27,450	34,500	1,500	3,750	9,250	7,000				2,500	88,200
4582	Theatre Production Project Grants for Emerging Artists			20,000		162,000	129,000	25,500		43,000	38,500	7,000				425,000
4583	Artists and Community Collaboration Program in Theatre (ACCP)	10,000	3,500			42,000	63,000	15,000			32,154					165,654
4585	Developmental Support to Aboriginal Theatre Organizations						62,000	19,000	36,000	18,000	67,000	18,000				220,000
4600	Theatre Touring and Special Initiatives Program	12,500		55,000		301,000	291,500	26,000	6,500	33,000	88,500					814,000
4615	Travel Assistance for Theatre Artistic Directors, Administrators and Presenters	1,250	750	4,250	500	6,250	15,000	2,000	2,000	3,750	11,750	2,250				49,750
4620	The Flying Squad	5,500		38,900	5,000	117,070	40,700		6,000	12,400	35,200	10,000				270,770
4630	Theatre International Program			67,000		502,950	173,755			100,000	113,300					957,005
4650	Grants for the Translation of Canadian Theatre Works				1,873	25,207	3,918		3,676	1,700					21,226	57,600



UNIT	PROGRAM	NL	PE	NS	NB	QC	ON	MB	SK	AB	BC	YT	NT	NU	FOREIGN	TOTAL
4651	Visiting Foreign Artists Program (Pilot Program)					4,500	8,500	1,000		1,000						15,000
4655	Commission internationale du théâtre francophone (CITF)				14,000	17,750	10,000								53,400	95,150
	<b>Visual Arts</b>	<b>\$265,180</b>	<b>\$165,100</b>	<b>\$756,600</b>	<b>\$492,984</b>	<b>\$5,441,710</b>	<b>\$7,219,950</b>	<b>\$772,470</b>	<b>\$1,179,450</b>	<b>\$989,700</b>	<b>\$3,608,400</b>	<b>\$71,500</b>	<b>\$42,000</b>	<b>\$20,000</b>	<b>\$230,650</b>	<b>\$21,255,694</b>
5526	Assistance to Art Museums and Public Galleries	95,000	140,000	393,000	165,000	1,572,000	2,668,000	354,000	603,000	586,000	1,394,000	40,000				8,010,000
5528	Support to National Visual Arts Service Organizations				61,000	263,000	238,000									562,000
5540	Assistance to Artist-Run Centres	58,500		101,000	197,300	1,318,300	1,254,850	113,050	313,300	214,500	550,000		32,000			4,152,800
5625	Assistance to Contemporary Fine Craft Artists and Curators	2,500		20,000		82,700	132,500		5,000	20,000	80,000				7,300	350,000
5660	Grants to Professional Independent Critics and Curators					86,000	62,000	13,000			34,000				15,000	210,000
5731	Assistance to Visual Artists - Project Grants	59,700	20,000	57,300	20,000	883,760	981,600	99,900	82,700	94,500	545,700				119,100	2,964,260
5732	Assistance to Visual Artists - Long-Term Grants			80,000		240,000	520,000				280,000				80,000	1,200,000
5737	International Residencies Program in Visual Arts					65,500	110,000	16,500			96,500					288,500
5760	Travel Grants to Professionals in the Visual Arts			14,000	2,250	72,000	64,500	4,000	9,500	13,000	55,500	1,500			9,250	245,500
5781	Acquisition Assistance for Art Museums and Public Galleries		5,100	4,800	3,900	117,600	191,400	21,200	59,950	2,150	93,700					499,800
5782	Assistance to Professional Canadian Contemporary Art Dealers (Pilot Program)					57,000	103,500		12,000		27,500					200,000
5804	Assistance to Major International Exhibitions					300,000	315,000				40,000					655,000

UNIT	PROGRAM	NL	PE	NS	NB	QC	ON	MB	SK	AB	BC	YT	NT	NU	FOREIGN	TOTAL
5805	Project Grants for Organizations in the Visual Arts	34,200		27,800	32,700	172,500	343,200	50,000	12,000	38,300	79,800	15,000				805,500
5806	Visiting Foreign Artists Program (Pilot Programme)			2,500		9,000	5,500	6,000		2,000	5,000					30,000
5807	Artists and the Community Collaboration Program (ACCP)				10,000	19,500	26,000	10,000	14,000		30,000		10,000			119,500
5825	Assistance to Aboriginal Curators for Residencies in Visual Arts						50,000		35,000		35,000					120,000
5828	Aboriginal Traditional Visual Art Forms Program for Individuals			40,000		10,000	20,000	20,000			40,000	15,000		20,000		165,000
5829	Aboriginal Traditional Visual Art Forms Program for Organizations										15,000					15,000
5830	Assistance to Culturally Diverse Curators for Residencies in Visual Arts						35,000				28,000					63,000
5841	Assistance to Practitioners, Critics and Curators of Architecture					50,000	18,000			18,000	64,000					150,000
5842	Assistance for the Promotion of Architecture	6,000		16,200		60,600	43,200	50,000	33,000		91,000					300,000
5845	The Flying Squad	9,280			834	62,250	37,700	14,820		1,250	23,700					149,834
<b>Writing and Publishing</b>		<b>\$252,615</b>	<b>\$35,940</b>	<b>\$645,880</b>	<b>\$510,578</b>	<b>\$8,925,515</b>	<b>\$8,040,685</b>	<b>\$726,300</b>	<b>\$565,762</b>	<b>\$845,615</b>	<b>\$3,244,567</b>	<b>\$32,850</b>	<b>\$64,190</b>	<b>\$20,000</b>	<b>\$326,818</b>	<b>\$24,237,315</b>
6025	Book Publishing Support - Emerging Publisher Grants			15,000		185,000	50,000			45,000	25,000					320,000
6030	Book Publishing Support - Block Grants	109,900	27,100	301,300	204,300	3,825,100	3,086,400	388,900	190,100	239,400	1,201,900					9,574,400
6035	Book Publishing Support - Translation Grants			8,900	1,600	828,350	251,300	9,325			83,600					1,183,075
6045	International Translation Grants														292,223	292,223

UNIT	PROGRAM	NL	PE	NS	NB	QC	ON	MB	SK	AB	BC	YT	NT	NU	FOREIGN	TOTAL
6046	Visiting Foreign Artists Program (Pilot Program)					15,242										15,242
6055	Book Publishing Support - Author Promotion Tours	4,200	1,300	14,200	10,100	102,400	107,700	12,850	6,600	7,300	50,300					316,950
6058	Book Publishing Support - Grants for Art Books					30,000	15,000			45,000	25,000					115,000
6075	Grants to Literary and Art Magazines	11,500		20,900	41,600	1,105,050	1,264,700	170,400	93,500	95,300	421,400					3,224,350
6091	Author Residencies	10,000		6,000	20,000	25,000	89,750	31,000	15,000	32,000	27,400					256,150
6093	Literary Readings	20,515	7,540	26,480	30,078	163,400	243,943	19,825	10,012	38,015	116,867	13,950	8,190			698,815
6133	Grants to Professional Writers - Creative Writing	65,000		103,000	86,000	1,013,000	1,183,000	18,000	123,000	150,000	793,000		20,000		30,000	3,584,000
6235	Travel Grants to Professional Writers	4,500		2,700	5,500	43,163	61,102		750	3,350	19,000				4,595	144,660
6240	Grants to Aboriginal Writers, Storytellers and Publishers	2,600				45,000	85,400		5,000	68,000	99,000			20,000		325,000
6245	Literary Performance and Spoken Word Program	15,000		7,000	9,500	215,500	214,300		27,000	34,250	131,600	18,900	36,000			709,050
6291	Artists and Community Collaboration Program (ACCP)					34,000	22,000				14,200					70,200
6292	The Flying Squad Program			5,000	7,800	111,810	86,590	18,600	10,800		49,900					290,500
6294	Grants for Literary Arts Promotion	9,400		135,400	94,100	1,183,500	1,279,500	57,400	84,000	88,000	186,400					3,117,700
	<b>Grant Program Totals</b>	<b>\$1,417,260</b>	<b>\$353,890</b>	<b>\$4,146,649</b>	<b>\$1,968,505</b>	<b>\$44,601,290</b>	<b>\$48,021,070</b>	<b>\$6,322,559</b>	<b>\$3,533,388</b>	<b>\$9,487,394</b>	<b>\$20,458,486</b>	<b>\$399,280</b>	<b>\$229,160</b>	<b>\$281,500</b>	<b>\$1,103,654</b>	<b>\$142,324,085</b>
	<b>Art Bank</b>					<b>\$5,200</b>	<b>\$13,935</b>							<b>\$30,335</b>		<b>\$49,470</b>
1026	Art Bank Discretionary Purchase Fund					5,200	13,935							30,335		49,470
	<b>Totals (including Art Bank)</b>	<b>\$1,417,260</b>	<b>\$353,890</b>	<b>\$4,146,649</b>	<b>\$1,968,505</b>	<b>\$44,606,490</b>	<b>\$48,035,005</b>	<b>\$6,322,559</b>	<b>\$3,533,388</b>	<b>\$9,487,394</b>	<b>\$20,458,486</b>	<b>\$399,280</b>	<b>\$229,160</b>	<b>\$311,835</b>	<b>\$1,103,654</b>	<b>\$142,373,555</b>
	<b>Public Lending Right (PLR)</b>	<b>\$105,513</b>	<b>\$32,578</b>	<b>\$266,647</b>	<b>\$173,900</b>	<b>\$4,027,642</b>	<b>\$2,936,805</b>	<b>\$173,501</b>	<b>\$168,964</b>	<b>\$447,011</b>	<b>\$1,245,952</b>	<b>\$9,140</b>	<b>\$5,632</b>	<b>\$1,234</b>	<b>\$306,818</b>	<b>\$9,901,337</b>
	Public Lending Right Program	105,513	32,578	266,647	173,900	4,027,642	2,936,805	173,501	168,964	447,011	1,245,952	9,140	5,632	1,234	306,818	9,901,337



UNIT	PROGRAM	NL	PE	NS	NB	QC	ON	MB	SK	AB	BC	YT	NT	NU	FOREIGN	TOTAL
7926	Bernard Diamant Scholarship						5,000									5,000
7927	Walter Carsen Prize for Excellence in the Performing Arts						50,000									50,000
Grand Totals (including Art Bank Purchase Program, Public Lending Right Program, Canadian Commission for UNESCO and Special Funds)		\$1,528,773	\$386,468	\$4,568,556	\$2,157,405	\$49,082,882	\$52,066,024	\$6,630,560	\$3,704,852	\$10,031,905	\$22,007,938	\$408,420	\$239,792	\$313,069	\$1,410,472	\$154,537,116

**Table 10: Number of Grants by Program and Province or Territory, 2010-11**

UNIT	PROGRAM	NL	PE	NS	NB	QC	ON	MB	SK	AB	BC	YT	NT	NU	FOREIGN	TOTAL
Aboriginal Arts Office				2		17	41	7	2	7	22	4	3	4	1	110
0354	Elder/Youth Legacy Program: Support for Aboriginal Artistic Practices (Pilot Program)						4			1	5	1				11
0359	Artists and Community Collaboration Program (ACCP)							1			1					2
0362	Travel Grants for Aboriginal Collaborative Projects					4	13		1	1	2	1	1		1	24
0363	The Flying Eagle			1		4	7	2		4	2	1	1	1		23
0366	Aboriginal Peoples Collaborative Exchange: International					1	4	2		1	3					11
0367	Aboriginal Peoples Collaborative Exchange: National					2	3	1			1			1		8
0386	Capacity Building Program for Aboriginal Arts Organizations: Multi-Year Project Funding					6	7		1		2	1		2		19
0387	Capacity Building Program for Aboriginal Arts Organizations: Project Funding			1			3	1			6		1			12
Audience & Market Development		5		12	4	181	134	5	4	18	58	9	1		12	443
0337	The Flying Squad					6	2				1					9
0338	Grants to Agents, Managers and Artists' Representatives in the Performing Arts: Annual and Multi-year					15	10	1		1	6	1				34
0340	Audience and Market Development Travel Grants: Canada	1		5	3	43	40	2	2	13	30	4	1		2	146
0346	Audience and Market Development Travel Grants Program: International	4		7	1	117	82	2	2	4	21	4			10	254

UNIT	PROGRAM	NL	PE	NS	NB	QC	ON	MB	SK	AB	BC	YT	NT	NU	FOREIGN	TOTAL
Dance		3		8	6	154	139	10	3	15	99	1			7	445
2105	Travel Grants to Dance Professionals				1	18	23	1		3	18	1			1	66
2120	Creation/Production in Dance			1	1	28	17	4		2	11					64
2121	Artists and the Community Collaboration Program (ACCP)					1	1				7					9
2151	Dance Touring Grants					10	8	1			5					24
2155	Dance Touring Grants - International				1	14	4	1			3					23
2167	Dance Presenter Support: Festivals	1				3	6			1	5					16
2168	Dance Presenter Support: Foreign Artists Tours					1					1					2
2170	Support Services to the Dance Milieu	1		2	2	7	17		1	1	5					36
2177	Annual Support to Aboriginal Peoples Dance Companies, Organizations and Collectives										3					3
2178	Aboriginal Peoples Production Project Grants in Dance						3		1	1	2					7
2180	The Dance Flying Squad I: An Organizational Development Program in Dance			3		18	6			2	3					32
2201	Grants to Dance Professionals: Emerging/Mid-Career	1		1		16	14	2		3	11				2	50
2202	Grants to Dance Professionals: Established					5	3		1		5					14
2203	Production Project Grants in Dance			1	1	24	24	1		1	13				3	68
2204	Grants to Aboriginal Dance Professionals						3			1	2					6
2217	Dance On Screen Production Fund						4				2				1	7

UNIT	PROGRAM	NL	PE	NS	NB	QC	ON	MB	SK	AB	BC	YT	NT	NU	FOREIGN	TOTAL
2218	Support for Creation-based Collaborations: Local, National and International (Pilot Program)					9	6				3					18
<b>Director Arts Disciplines</b>							1									1
0477	Special Initiatives Grants						1									1
<b>Endowments &amp; Prizes</b>		1		4		59	29	3	5	3	13				4	121
8021	Jacqueline Lemieux Prize					1										1
8022	Peter Dwyer Scholarships (National Ballet School)						1									1
8051	Bell Canada Award in Video Art							1								1
8084	Robert Fleming Prize			1												1
8085	Virginia Parker Award					1										1
8086	Healey Willan Prize			1												1
8087	Jules Léger Prize for New Chamber Music						1				1					2
8088	Eckhardt-Gramatté National Music Competition							1								1
8090	National Competition for Amateur Choirs			1												1
8131	Peter Dwyer Scholarships (National Theatre School)					1										1
8132	Governor General's Performing Arts Awards						1									1
8141	Saidye Bronfman Award			1												1
8142	Prix de Rome in Architecture						1	1								2
8143	Governor General's Awards in Visual and Media Arts					1	3			1	2					7
8161	Governor General's Literary Awards - Prizes	1				42	17		3	2	6				2	73



UNIT	PROGRAM	NL	PE	NS	NB	QC	ON	MB	SK	AB	BC	YT	NT	NU	FOREIGN	TOTAL
8166	CBC Literary Awards					5	2		1		3				1	12
8171	Governor General's Literary Awards - Publisher Promotion					8	3		1		1				1	14
<b>Equity Office</b>				5		20	53	5		5	25			1		114
0369	Capacity Building Grants for Culturally Diverse Arts Organizations			1		7	27	1		1	12					49
0372	Travel Grants to Stand Firm Participants (Culturally Diverse Arts Organizations)			2		2	5				5					14
0374	Intersectional Initiatives							1								1
0378	Community Capacity Building Grants for Culturally Diverse Arts Organizations					3					5					8
0379	Professional Development Travel Grants for Culturally Diverse Artists (Pilot)			2		8	21	3		4	3			1		42
<b>Inter-Arts Office</b>		1	1	3	1	59	36	4	3	13	24	1	1	5	2	154
2923	Integrated Arts and Contemporary Circus Arts Program for Arts Professionals: Travel Grants			1	1	15	17	2	1	4	6			4	2	53
2928	Visiting Foreign Artists Program					1	5				1					7
2931	The Flying Squad					5		2		2	1					10
2934	Integrated Arts and Contemporary Circus Art Program for Organizations: Creation/Production Project Grants	1		1		3	3			1	5					14



UNIT	PROGRAM	NL	PE	NS	NB	QC	ON	MB	SK	AB	BC	YT	NT	NU	FOREIGN	TOTAL
3215	Grants to New Media and Audio Artists - Production Grants	1				13	4	1			5					24
3220	Grants to New Media and Audio Artists - Research Grants					4	1	1		2						8
3225	Travel Grants to Media Artists	2		7		56	58	6	3	5	23				5	165
3226	Visiting Foreign Artists Program (Pilot Program)					4	7	2								13
3240	Aboriginal Media Arts Program					5	8		1	4	2			1		21
3252	Artists and Community Collaboration Program (ACCP)					1	4		2		1					8
3271	Annual Assistance for Programming			2		7	7	2	1	2	2	1				24
3273	Annual Assistance to Distribution Organizations					5	2	2			2					11
3278	Media Arts Project Grants			1	1	10	16	3	1	1		1				34
3285	Annual Assistance to Media Arts Production Organizations	1	1	2	1	18	9	2	2	4	6	1	1	1		49
3290	Equipment Acquisition Assistance to Media Arts Production Organizations	1	1	2	1	15	9	2	2	4	6	1	1	1		46
3295	Organizational Development in Media Arts			1	1	3	3	1	1		3					13
3305	The Flying Squad					12	3	1		1	2					19
3308	Grants to Media Arts Organizations: Initiatives	1	1			1	8	1	1	1	4					18
3312	Project Grants to Media Arts Organizations, Groups and Collectives				1	7	11			1	7					27
<b>Music</b>		<b>9</b>	<b>5</b>	<b>28</b>	<b>11</b>	<b>346</b>	<b>309</b>	<b>24</b>	<b>12</b>	<b>39</b>	<b>144</b>	<b>4</b>	<b>7</b>		<b>30</b>	<b>968</b>
3550	Professional Choir Program	1		3		3	12	2		1	8					30

UNIT	PROGRAM	NL	PE	NS	NB	QC	ON	MB	SK	AB	BC	YT	NT	NU	FOREIGN	TOTAL
3560	New Music Program	1		2	2	25	16	1		4	11					62
3625	Concert Production and Rehearsal Program for Non-Classical and Chamber Classical Music					20	27				4					51
3626	Artists and Community Collaboration Program (ACCP)					2	5				3					10
3635	Grants to Professional Musicians (Individuals) - Classical Music			3		22	16			5					1	47
3640	Grants to Professional Musicians (Individuals) - Non-Classical Music			2		19	18			2	7				3	51
3643	Grants to Professional Musicians - Individuals			2		36	19			1	7				3	68
3672	Commissioning of Canadian Compositions				1	31	16	4		2	23				11	88
3673	Residencies for Composers and Conductors		1	1		3	2			1	2					10
3710	Travel Grants to Professional Musicians	4		6	1	52	39		2	8	22	1	1		5	141
3730	Professional Orchestra Program	1	1	1	1	15	18	4	2	3	8					54
3740	Opera/Music Theatre Program			1	1	6	10	1	1	2	3					25
3745	Music Festivals Programming Project Grants		1	1	3	5	7		1		4	2	1			25
3753	Music Touring Grants			1		30	37	3		4	16				4	95
3754	Music Festival Travel Grants		2	3		8	13	1	1		6		1		1	36
3758	Visiting Foreign Artists Program (Pilot Program)	1		1	1	3	2				2					10
3759	International Touring Assistance in Music (Pilot Project)					7	7	1		2	6					23
3760	Career Development Program			1		35	28	3		2	5		1		2	77

UNIT	PROGRAM	NL	PE	NS	NB	QC	ON	MB	SK	AB	BC	YT	NT	NU	FOREIGN	TOTAL
3765	Aboriginal Peoples Music Program					2	7	1	3	1	1		1			16
3766	Aboriginal Peoples Travel Grants						2		2	1	3	1	2			11
3775	The Flying Squad: Music Organizational Assistance Program	1			1	22	8	3			3					38
<b>Partnerships and Networks</b>																
0472	Alberta Creative Development Initiative: Grants to Individuals									58						58
0473	Alberta Creative Development Initiative: Grants to Organizations									24						24
<b>Theatre</b>																
4540	Operating Grants to Professional Theatre Organizations	5		11	3	61	49	6	6	16	23	1				181
4545	Theatre Production Project Grants for Established Artists	1		5	1	33	25	2	2	2	15					86
4570	Grants to Theatre Artists			2	1	30	25	3	1	2	10		1			75
4573	Travel Grants to Theatre Artists			2	1	27	40	2	3	11	8				3	97
4582	Theatre Production Project Grants for Emerging Artists			2		18	19	2		4	5	1				51
4583	Artists and Community Collaboration Program in Theatre (ACCP)	1	1			4	5	1			3					15
4585	Developmental Support to Aboriginal Theatre Organizations						4	1	2	1	4	1				13
4600	Theatre Touring and Special Initiatives Program	2		3		17	16	2	1	2	9					52

UNIT	PROGRAM	NL	PE	NS	NB	QC	ON	MB	SK	AB	BC	YT	NT	NU	FOREIGN	TOTAL
4615	Travel Assistance for Theatre Artistic Directors, Administrators and Presenters	2	1	6	1	10	22	4	4	5	19	4				78
4620	The Flying Squad	1		6	1	22	7		1	3	10	2				53
4630	Theatre International Program			4		37	14			7	8					70
4650	Grants for the Translation of Canadian Theatre Works				1	11	3		2	1					7	25
4651	Visiting Foreign Artists Program (Pilot Program)					4	6	1		1						12
4655	Commission internationale du théâtre francophone (CITF)				1	2	1								11	15
<b>Visual Arts</b>		<b>12</b>	<b>3</b>	<b>31</b>	<b>17</b>	<b>214</b>	<b>260</b>	<b>35</b>	<b>34</b>	<b>36</b>	<b>145</b>	<b>5</b>	<b>3</b>	<b>1</b>	<b>16</b>	<b>812</b>
5526	Assistance to Art Museums and Public Galleries	1	1	4	2	12	31	3	6	6	11	1				78
5528	Support to National Visual Arts Service Organizations				1	2	2									5
5540	Assistance to Artist-Run Centres	2		3	4	30	24	3	8	6	10		2			92
5625	Assistance to Contemporary Fine Craft Artists and Curators	1		1		4	8		1	1	4				1	21
5660	Grants to Professional Independent Critics and Curators					4	4	1			1				1	11
5731	Assistance to Visual Artists - Project Grants	3	1	4	1	49	59	5	5	5	30				6	168
5732	Assistance to Visual Artists - Long-Term Grants			2		6	13				7				2	30
5737	International Residencies Program in Visual Arts					3	5	1			4					13

UNIT	PROGRAM	NL	PE	NS	NB	QC	ON	MB	SK	AB	BC	YT	NT	NU	FOREIGN	TOTAL
5760	Travel Grants to Professionals in the Visual Arts			7	2	50	46	4	6	10	40	1			6	172
5781	Acquisition Assistance for Art Museums and Public Galleries		1	1	1	4	12	1	3	1	6					30
5782	Assistance to Professional Canadian Contemporary Art Dealers (Pilot Program)					4	7		1		2					14
5804	Assistance to Major International Exhibitions					3	4				1					8
5805	Project Grants for Organizations in the Visual Arts	3		4	4	19	29	9	1	4	9	2				84
5806	Visiting Foreign Artists Program (Pilot Programme)			1		4	2	2		1	2					12
5807	Artists and the Community Collaboration Program (ACCP)				1	2	2	1	1		2		1			10
5825	Assistance to Aboriginal Curators for Residencies in Visual Arts						1		1		1					3
5828	Aboriginal Traditional Visual Art Forms Program for Individuals			2		1	1	1			2	1		1		9
5829	Aboriginal Traditional Visual Art Forms Program for Organizations										1					1
5830	Assistance to Culturally Diverse Curators for Residencies in Visual Arts						1				1					2
5841	Assistance to Practitioners, Critics and Curators of Architecture					3	1			1	4					9
5842	Assistance for the Promotion of Architecture	1		2		3	3	1	1		3					14
5845	The Flying Squad	1			1	11	5	3		1	4					26

UNIT	PROGRAM	NL	PE	NS	NB	QC	ON	MB	SK	AB	BC	YT	NT	NU	FOREIGN	TOTAL
	Writing and Publishing	24	4	52	31	469	388	39	35	63	198	4	4	1	109	1,421
6025	Book Publishing Support - Emerging Publisher Grants			1		10	3			2	2					18
6030	Book Publishing Support - Block Grants	3	1	7	3	69	49	9	4	5	19					169
6035	Book Publishing Support - Translation Grants			5	1	76	34	7			13					136
6045	International Translation Grants														101	101
6046	Visiting Foreign Artists Program (Pilot Program)					8										8
6055	Book Publishing Support - Author Promotion Tours	3	1	5	2	39	30	7	2	4	16					109
6058	Book Publishing Support - Grants for Art Books					2	1			3	2					8
6075	Grants to Literary and Art Magazines	1		1	1	40	38	3	3	4	15					106
6091	Author Residencies	1		1	1	2	11	2	1	2	3					24
6093	Literary Readings	6	2	14	8	42	43	5	4	13	33	3	1			174
6133	Grants to Professional Writers - Creative Writing	4		7	4	57	69	2	8	10	48		1		3	213
6235	Travel Grants to Professional Writers	3		2	4	35	41		1	3	14				5	108
6240	Grants to Aboriginal Writers, Storytellers and Publishers	1				6	8		1	9	6			1		32
6245	Literary Performance and Spoken Word Program	1		1	1	20	18		2	3	9	1	2			58
6291	Artists and Community Collaboration Program (ACCP)					3	2				2					7
6292	The Flying Squad Program			1	1	16	14	2	3		7					44
6294	Grants for Literary Arts Promotion	1		7	5	44	27	2	6	5	9					106





UNIT	PROGRAM	NL	PE	NS	NB	QC	ON	MB	SK	AB	BC	YT	NT	NU	FOREIGN	TOTAL
7725	J. B.C. Watkins Award					2	1	1			1		1			6
7825	Ronald J. Thom Award for Early Design Achievement										1					1
7850	Canada-Japan Literary Award					1					1					2
7875	Jean-Marie Beaudet Award in Orchestra Conducting			1												1
7925	York Wilson Endowment Award					1										1
7926	Bernard Diamant Scholarship						1									1
7927	Walter Carsen Prize for Excellence in the Performing Arts						1									1
Grand Totals (including Art Bank Purchase Program, Public Lending Right Program, Canadian Commission for UNESCO and Special Funds)		330	82	839	473	7,921	7,433	618	460	1,259	3,396	71	37	34	760	23,713

*Canada Council peer assessors by province and language*

721 Canadian artists served as peer assessors in 2010-11. 505 or 70.9% of all peer assessors are Anglophone and 207 or 29.1% are Francophone. There were 44 Francophone peer assessors from outside Quebec and 58 Anglophone peer assessors in Quebec.

Table 11: Peer assessors by province and territory, 2010-11 <sup>1</sup>		
	Total	% Total
<b>NEWFOUNDLAND/LABRADOR</b>	<b>14</b>	<b>100.0%</b>
Anglophone	13	92.9%
Francophone	1	7.1%
<b>PRINCE EDWARD ISLAND</b>	<b>4</b>	<b>100.0%</b>
Anglophone	2	50.0%
Francophone	2	50.0%
<b>NOVA SCOTIA</b>	<b>43</b>	<b>100.0%</b>
Anglophone	41	95.3%
Francophone	2	4.7%
<b>NEW BRUNSWICK</b>	<b>23</b>	<b>100.0%</b>
Anglophone	12	52.2%
Francophone	11	47.8%
<b>QUEBEC</b>	<b>221</b>	<b>100.0%</b>
Anglophone	58	26.2%
Francophone	163	73.8%
<b>ONTARIO</b>	<b>181</b>	<b>100.0%</b>
Anglophone	162	89.5%
Francophone	19	10.5%
<b>MANITOBA</b>	<b>31</b>	<b>100.0%</b>
Anglophone	28	90.3%
Francophone	3	9.7%
<b>SASKATCHEWAN</b>	<b>26</b>	<b>100.0%</b>
Anglophone	25	96.2%
Francophone	1	3.8%
<b>ALBERTA</b>	<b>43</b>	<b>100.0%</b>
Anglophone	41	95.3%
Francophone	2	4.7%
<b>BRITISH COLUMBIA</b>	<b>117</b>	<b>100.0%</b>
Anglophone	114	97.4%
Francophone	3	2.6%
<b>YUKON</b>	<b>7</b>	<b>100.0%</b>
Anglophone	7	100.0%
Francophone	0	0.0%
<b>NORTHWEST TERRITORIES</b>	<b>1</b>	<b>100.0%</b>
Anglophone	1	100.0%
Francophone	0	0.0%

<sup>1</sup> Excludes special funds however includes Art Bank. Data include only peer committee members and exclude external assessors and staff.

Table 11: Peer assessors by province and territory, 2010-11 (cont.)

	Total	% Total
<b>NUNAVUT</b>	<b>1</b>	<b>100.0%</b>
Anglophone	1	100.0%
Francophone	0	0.0%
<b>OUTSIDE CANADA</b>	<b>9</b>	<b>100.0%</b>
Anglophone	4	44.4%
Francophone	5	55.6%
<b>CANADA (Excluding Outside Canada)</b>	<b>712</b>	<b>100.0%</b>
Anglophone	505	70.9%
Francophone	207	29.1%
<b>TOTAL (Including Outside Canada)</b>	<b>721</b>	<b>100.0%</b>
Anglophone	509	70.6%
Francophone	212	29.4%
<b>ANGLOPHONE ASSESSORS (Canada)</b>	<b>505</b>	<b>100.0%</b>
Canada outside Quebec	447	88.5%
Quebec	58	11.5%
<b>Anglophone assessors as a % of Canada</b>	<b>N/A</b>	<b>70.9%</b>
Canada outside Quebec	N/A	62.8%
Quebec	N/A	8.1%
<b>FRANCOPHONE ASSESSORS (Canada)</b>	<b>207</b>	<b>100.0%</b>
Quebec	163	78.7%
Canada outside Quebec	44	21.3%
<b>Francophone assessors as a % of Canada</b>	<b>N/A</b>	<b>29.1%</b>
Quebec	N/A	22.9%
Canada outside Quebec	N/A	6.2%
<b>Official language minority assessors as % of Canada</b>	<b>102</b>	<b>14.3%</b>
Francophones outside Quebec	44	6.2%
Anglophones in Quebec	58	8.1%
<b>Official language minority populations as % of Canada<sup>2</sup></b>	<b>1,991,855</b>	<b>6.4%</b>
Francophones outside Quebec	997,130	3.2%
Anglophones in Quebec	994,725	3.2%
<b>Official language minority artists as % of Canada</b>	<b>7,310</b>	<b>5.2%</b>
Francophones outside Quebec	1,755	1.3%
Anglophones in Quebec	5,555	4.0%

<sup>2</sup> From the 2006 Census of Canada. Canadian population numbered 31,241,030 and Canadian artists total 140,040.