



**Canada Council for the Arts  
Funding to artists and  
arts organizations  
2007-08**

**National Overview**



Canada Council  
for the Arts

Conseil des Arts  
du Canada

For more information or additional copies of this document, please contact:



**Canada Council  
for the Arts**    **Conseil des Arts  
du Canada**

Research Office  
350 Albert Street. P.O. Box 1047  
Ottawa ON Canada K1P 5V8  
(613) 566-4414 / (800) 263-5588 ext. 4526  
[research@canadacouncil.ca](mailto:research@canadacouncil.ca)  
Fax (613) 566-4428  
[www.canadacouncil.ca](http://www.canadacouncil.ca)

Or download a copy at: [http://www.canadacouncil.ca/publications\\_e](http://www.canadacouncil.ca/publications_e)

This publication is a companion piece to the Annual Report of the Canada Council for the Arts 2007-08.  
[www.canadacouncil.ca/annualreports](http://www.canadacouncil.ca/annualreports)

**Publication aussi offerte en français**

## Table of Contents

1.0	Introduction.....	1
2.0	Overview of Canada Council funding to artists and arts organizations, 2007-08 .....	3
3.0	Statistical highlights about the arts in Canada .....	4
4.0	Support to Aboriginal artists and arts organizations.....	10
5.0	Support to culturally diverse artists and arts organizations.....	14
6.0	Support to arts organizations and artists producing or creating work for young audiences....	18
7.0	Detailed tables of Canada Council funding.....	21

## List of Figures and Tables

Figure 1:	Map of Canada: Total funding, 2007-08 .....	6
Figure 2:	Map of Canada: Distribution of funding, 2007-08 .....	7
Figure 3:	Map of Canada: Distribution of peer assessors and professional artists, 2007-08 .....	8
Figure 4:	Map of Canada: Public Lending Right Commission, 2007-08 .....	9
Table 1:	Aboriginal arts organizations that received grants from the Canada Council in 2007-08 ...	10
Table 2:	Culturally diverse arts organizations that received grants from the Canada Council in 2007-08 .....	14
Table 3:	Young audience arts organizations that received grants from the Canada Council in 2007-08 .....	18
Table 4:	Parliamentary appropriation and Canada Council arts funding, 1957-58 to 2007-08.....	21
Table 5:	Canada Council for the Arts grants by province and territory, 2007-08: Comparison with population, artists, grant applications and peer committee members (assessors).....	23
Table 6:	Five-year breakdown of grants by discipline, 2003-04 to 2007-08.....	24
Table 7:	Five-year breakdown of grants by province and territory, 2003-04 to 2007-08 .....	25
Table 8:	Grants by program and province or territory, 2007-08.....	26
Table 9:	Peer assessors by province or territory and language, 2007-08 .....	38



## 1.0 Introduction

*Funding to Artists and Arts Organizations: National Overview, Provincial and Territorial Profiles* is published annually and prepared by the Research Office of the Canada Council for the Arts. This report is a companion piece to the *Annual Report 2007-08* of the Canada Council for the Arts, providing detailed information on the Canada Council's funding activities at the national level and in all provinces and territories.

The Canada Council for the Arts reports to Parliament through the Minister of Canadian Heritage. Its annual appropriation from Parliament is supplemented by endowment income, donations and bequests. The Canada Council is called from time to time to appear before parliamentary committees, particularly the House of Commons Standing Committee on Canadian Heritage. Its accounts are audited by the Auditor General of Canada and included in an Annual Report to Parliament.

In 2007-08, the Canada Council awarded 6,966 grants to artists and arts organizations in hundreds of communities across Canada. It also made payments to 17,028 authors through the Public Lending Right Commission. Grants, payments and awards totalled \$164.6 million.

The Canada Council evaluates all applications on the basis of artistic merit and according to the published criteria for each program. With some exceptions, applications are reviewed by peer assessment committees.

Peer assessment committee members are specialists in a particular field and reflect a broad range of artistic practices. For example, dancers will be assessed by other dancers, choreographers and artistic directors; musicians will evaluate the submissions of musicians; and so on. In addition to being peers of the applicants, the committee members are chosen to ensure fair representation of both official languages, gender, Aboriginal peoples, regional and cultural diversity, and genres of expression within the artistic discipline.

While funding is not allocated on a provincial or regional basis, there is generally a correlation between the percentage of applications from a given province, region or community (including the arts organizations located there) and the percentage of funding awarded.

### ***Purpose of this report***

In the 51 years since the creation of the Canada Council, the arts in Canada have undergone significant changes: the number of professional artists and arts organizations has grown significantly in all artistic disciplines; the scope of their activities has broadened, new art forms have emerged, and the demographics of both artists and arts audiences have changed to reflect the demographics of the Canadian population as a whole.

As the arts have evolved, so has the Canada Council. While remaining true to the mission established for it in the Canada Council Act -- "to foster and promote the study and enjoyment of, and the production of works in, the arts" -- the Council has adapted its programs and activities to reflect the changing needs of artists, arts organizations and by extension, arts audiences and the Canadian public at large.

With that in mind, *Funding to Artists and Arts Organizations: National Overview, Provincial and Territorial Profiles* provides more than just a statistical analysis of grants awarded by the Canada Council in a given 12-month period; it also highlights the diversity and dynamism of the professional arts in Canada today, in literally hundreds of communities across the country.

This report serves as a research tool to help readers answer questions such as:

- How many grants were awarded?
- What is the distribution of funding by province, territory and artistic discipline?
- What are some of the statistical highlights about the arts in all provinces and territories?
- Which artists and arts organizations received Canada Council grants or prizes in 2007-08, and where do they come from?
- How many artists and arts organizations applied for Canada Council grants?
- What kinds of arts activities were funded by the Canada Council in 2007-08?
- How many peer assessors served on peer assessment committees?
- How does arts and culture funding from all three levels of government vary from province to province?

#### ***Cautionary notes and considerations for readers***

1. Total grant figures may not add due to rounding.
2. Figures are compiled from a “live” system that reflect ongoing changes to the state of individual grants, including grant adjustments, grant cancellations, and declined grants. As a result, grant totals on these tables may vary slightly from grant totals appearing on other tables produced at an earlier or later date.
3. Figures for the most part include funding to artists and arts organizations outside of Canada (e.g. international translation grants to foreign publishers). However, in a few cases totals are only for within Canada as noted.
4. In some cases figures exclude special funds, PLR and/or UNESCO.
5. Readers are strongly encouraged to refer to the footnotes for the figures and tables presented in this report.

## 2.0 Overview of Canada Council funding, 2007-08<sup>1</sup>

- In 2007-08, the Canada Council for the Arts provided grants totaling almost \$152.8 million to individual artists and arts organizations. A total of \$23.4 million (2,369 grants) was awarded to individual artists and \$129.4 million (4,597 grants) to arts organizations in 2007-08.
- In addition to grants, over \$9 million in payments was provided to 17,028 authors through the Public Lending Right program, as well as \$2.7 million in special funds (see Table 8: Grants by Program and Province or Territory) in 2007-08.<sup>2</sup> This brings the total amount of Canada Council funding to \$164.6 million.
- The Canada Council's parliamentary appropriation in 2007-08 was \$182.5 million while the Canada Council's budget as percentage of total federal government spending was 0.08%.
- Grants were awarded to artists and arts organizations in Canada in dance, inter-arts, media arts, music, theatre, visual arts and writing and publishing. In 2007-08, the largest amount of funding went to music (\$34 million), followed closely by theatre (\$29.1 million) and writing and publishing (\$24.2 million).
- Of the 14,768 grant applications that were submitted to the Canada Council in 2007-08, 8,308 were from individual artists and 6,460 were from arts organizations. The total number of grants awarded to artists and arts organizations by the Canada Council to in 2007-08 is 6,966.
- Funding to artists and arts organizations in Ontario totaled \$55.2 million, comprising 33.6% of the total funding by the Canada Council. Quebec received \$51.7 million in funding, representing 31.4% of total funding.
- As a result of the increase to the Canada Council's parliamentary appropriation (for the fiscal years 2006-07 and 2007-08) announced in the federal budget of May 2006, 561 arts organizations in Canada received \$33 million over a two year period as part of the Supplementary Operating Funds Initiative.
- In 2007-08, 771 artists and arts professionals served as peer assessors, of which 30.1% were Francophone, and 66.9% were Anglophone. 30.5% of peer assessors were from Quebec, 27.1% were from Ontario and 15.0% were from British Columbia.
- The annual cost of the Canada Council per Canadian in 2007-08 was \$5.54.

---

<sup>1</sup> Sources:

"Artists in Canada's Provinces, Territories and Metropolitan Areas, A Statistical Analysis Based on the 2001 Census," Oct. 2004, [Hill Strategies Research Inc., Statistical Insights on the Arts](http://www.canadacouncil.ca/publications_e/research/art_cult_hr/hm127427770317789375.htm), <[http://www.canadacouncil.ca/publications\\_e/research/art\\_cult\\_hr/hm127427770317789375.htm](http://www.canadacouncil.ca/publications_e/research/art_cult_hr/hm127427770317789375.htm)>.

"Population and Dwelling Counts, for Canada Provinces and Territories, 2006 and 2001 Censuses - 100% Data," 13 Mar. 2007, [Statistics Canada: Canada's National Statistical Agency](http://www12.statcan.ca/english/census06/data/popdwel/Table.cfm?T=101), <<http://www12.statcan.ca/english/census06/data/popdwel/Table.cfm?T=101>>.

<sup>2</sup> The Public Lending Right Program provides payments to authors whose books are held in selected Canadian libraries.

### 3.0 Statistical highlights about the arts in Canada<sup>3</sup>

- The Federal government's investment in arts and culture in 2003-04 was \$3.5 billion. Investment by all three levels of government in 2003-04 was \$7.7 billion. Arts and culture received 1.9% of total federal government spending in 2003-04.
- In 2001, 130,695 artists represented 0.8% of the overall labour force in Canada while 600,000 people were employed in arts and culture.
- In Canada, the number of artists grew by 29% between 1991 and 2001, close to three times the rate of growth of the overall labour force (10%). In terms of the absolute number of artists, the City of Toronto has about twice as many artists (21,000) as the City of Montreal (10,100), with Vancouver (7,300) having the third-highest number of artists.
- In eight large Canadian cities, the growth in the arts labour force was at least ten times the growth in the overall labour force between 1991 and 2001. Some of these cities include Niagara Falls (65%), St. John's (52%), Toronto (35%), Verdun (33%) and Regina (13%).
- Vancouver has the highest concentration of artists among large Canadian cities. In fact, three of the four cities with the highest artistic concentrations are in British Columbia – Vancouver (2.4%), Victoria (2.0%) and North Vancouver District Municipality (1.8%).
- Cape Dorset, Nunavut, is the most artistic municipality in Canada, with almost one in four labour force workers in the arts. The artistic concentration in Cape Dorset (23%) is almost 10 times the artistic concentration in Vancouver (2.4%) and almost 30 times the national average (0.8%).
- Among large Canadian cities, the highest absolute levels of artists' earnings in 2001 were in Toronto (\$34,100), North Vancouver District Municipality (\$33,700), Ajax (\$31,800), Pickering (\$31,000), Ottawa (\$29,700) and Vancouver (\$29,400). In 2001, the average annual income of artists in Canada was \$23,500.
- Canadians spent \$25.1 billion on cultural goods and services in 2005, or 3.1% of total consumer spending in the country. In other words, spending on cultural goods and services amounts to roughly \$1 for every \$30 spent on all goods and services in Canada. On a per capita basis, cultural spending amounts to \$821 for every Canadian resident.

---

<sup>3</sup> Sources :

"Artists in Canada's Provinces, Territories and Metropolitan Areas, A Statistical Analysis Based on the 2001 Census," Oct. 2004, [Hill Strategies Research Inc., Statistical Insights on the Arts](http://www.canadacouncil.ca/publications_e/research/art_cult_hr/hm127427770317789375.htm), <[http://www.canadacouncil.ca/publications\\_e/research/art\\_cult\\_hr/hm127427770317789375.htm](http://www.canadacouncil.ca/publications_e/research/art_cult_hr/hm127427770317789375.htm)>.

"Consumer Spending on Culture in Canada, the Provinces and 15 Metropolitan Areas in 2005," [Hill Strategies Research Inc., Statistical Insights on the Arts](http://www.hillstrategies.com), Vol. 5 No. 3, Feb. 2007.

"Culture, Tourism and the Centre for Education Statistics - Research Papers." 30 Aug. 2007 [Statistics Canada: Canada's National Statistical Agency](http://www.statcan.ca/bsolc/english/bsolc?catno=81-595-M) <<http://www.statcan.ca/bsolc/english/bsolc?catno=81-595-M>>.

"Artists in Large Canadian Cities," [Hill Strategies Research Inc., Statistical Insights on the Arts](http://www.hillstrategies.com), Vol. 4 No. 4, Mar. 2006.

This report provides an analysis of artists residing in 92 large municipalities across Canada. "Large municipalities" are defined as those cities with at least 50,000 residents in 2001.

---



- Spending on cultural goods and services grew by 48% between 1997 and 2005, much higher than the 18% rise in the Consumer Price Index during the same period. After adjusting for inflation, cultural spending increased by 25% between 1997 and 2005, over three times the 8% growth in the Canadian population.
- In 2003, culture industries contributed an estimated \$43.2 billion to the Canadian economy, accounting for approximately 3.8% of Canada's gross domestic product (GDP).



Canada Council  
for the Arts

Conseil des Arts  
du Canada

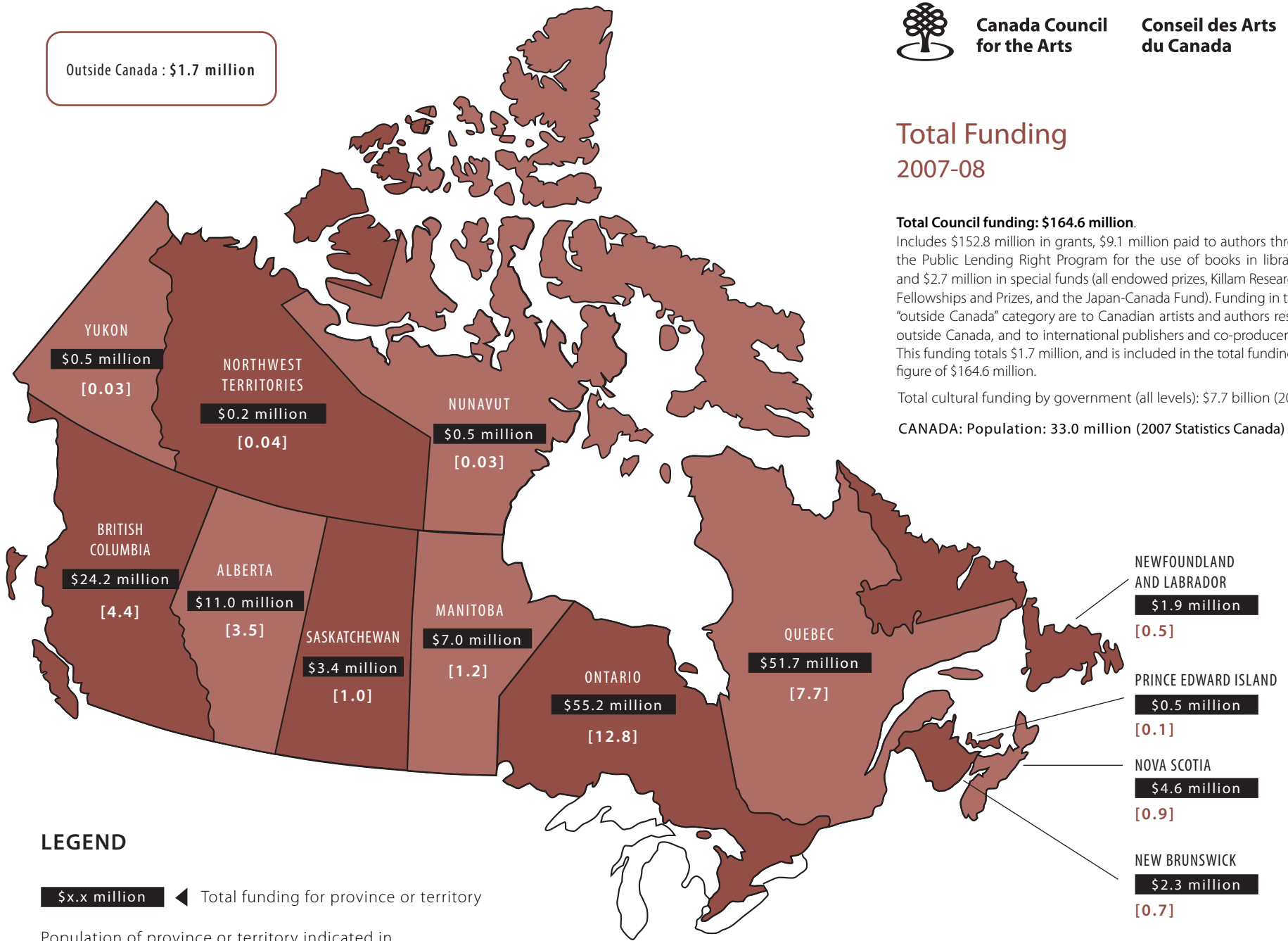
## Total Funding 2007-08

### Total Council funding: \$164.6 million.

Includes \$152.8 million in grants, \$9.1 million paid to authors through the Public Lending Right Program for the use of books in libraries and \$2.7 million in special funds (all endowed prizes, Killam Research Fellowships and Prizes, and the Japan-Canada Fund). Funding in the "outside Canada" category are to Canadian artists and authors residing outside Canada, and to international publishers and co-producers. This funding totals \$1.7 million, and is included in the total funding figure of \$164.6 million.

Total cultural funding by government (all levels): \$7.7 billion (2003-04).

CANADA: Population: 33.0 million (2007 Statistics Canada)



### LEGEND

\$x.x million ◀ Total funding for province or territory

Population of province or territory indicated in square brackets (in millions)



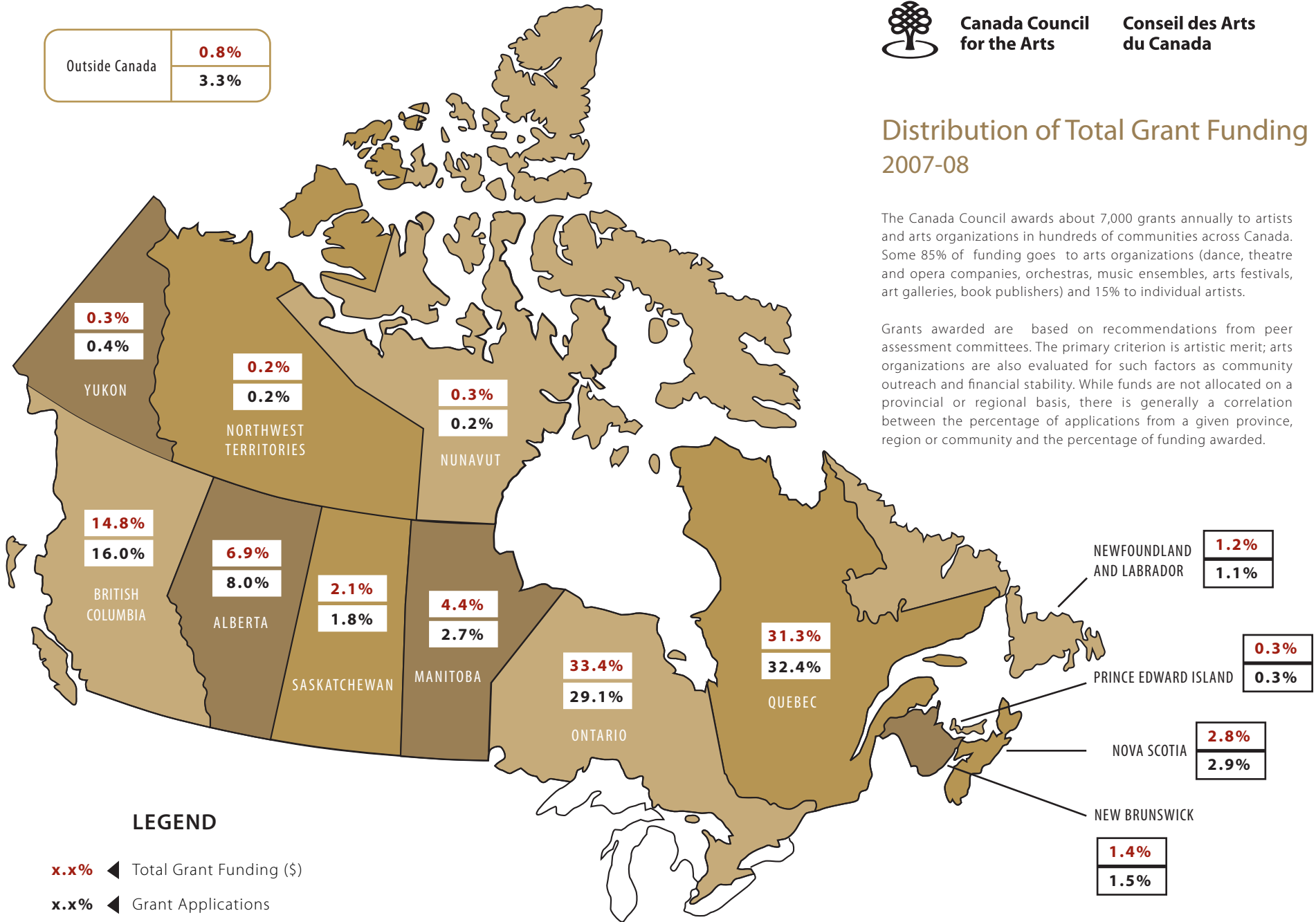
Canada Council  
for the Arts

Conseil des Arts  
du Canada

## Distribution of Total Grant Funding 2007-08

The Canada Council awards about 7,000 grants annually to artists and arts organizations in hundreds of communities across Canada. Some 85% of funding goes to arts organizations (dance, theatre and opera companies, orchestras, music ensembles, arts festivals, art galleries, book publishers) and 15% to individual artists.

Grants awarded are based on recommendations from peer assessment committees. The primary criterion is artistic merit; arts organizations are also evaluated for such factors as community outreach and financial stability. While funds are not allocated on a provincial or regional basis, there is generally a correlation between the percentage of applications from a given province, region or community and the percentage of funding awarded.



### LEGEND

x.x% ◀ Total Grant Funding (\$)

x.x% ◀ Grant Applications



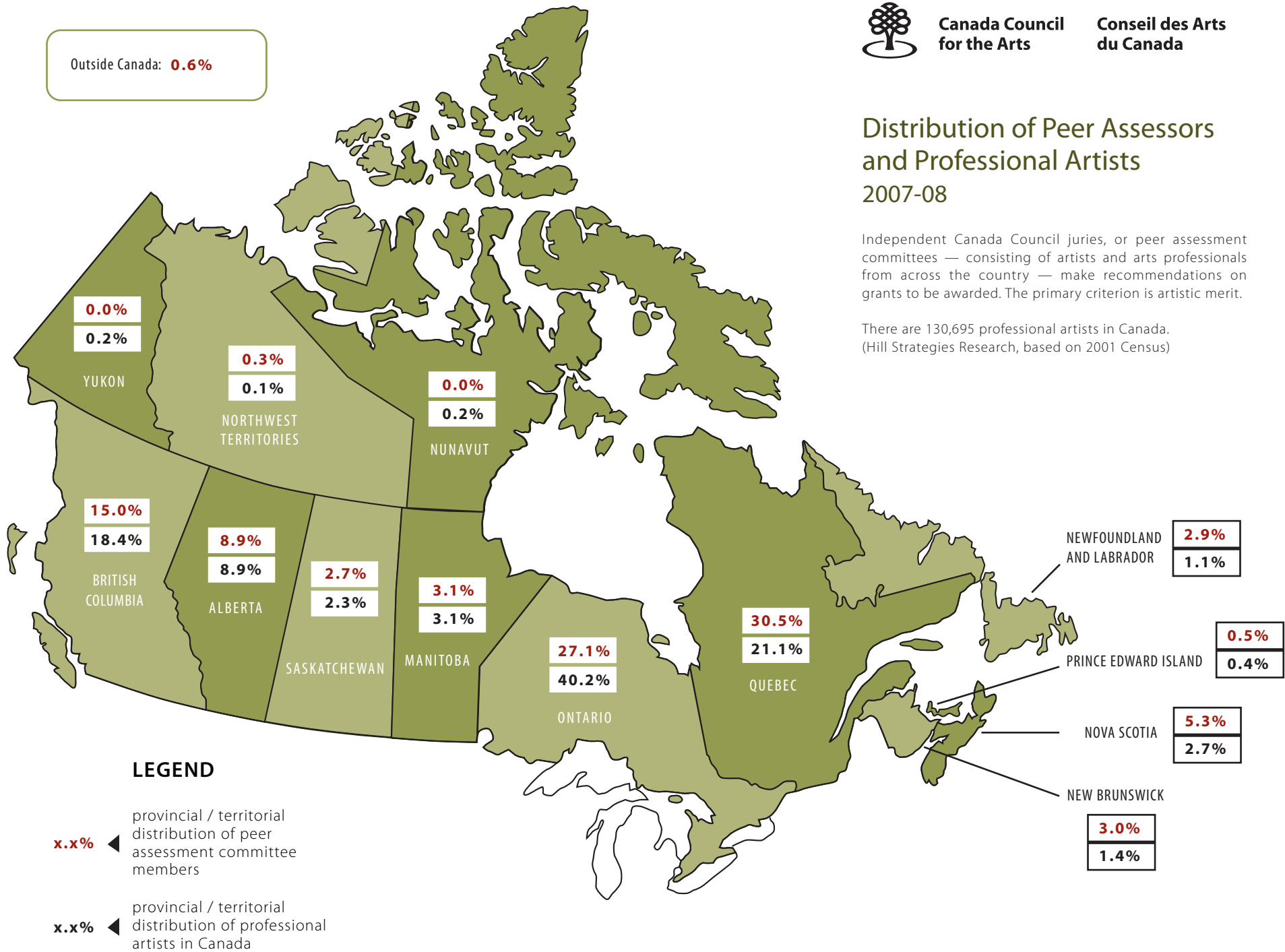
Canada Council  
for the Arts

Conseil des Arts  
du Canada

## Distribution of Peer Assessors and Professional Artists 2007-08

Independent Canada Council juries, or peer assessment committees — consisting of artists and arts professionals from across the country — make recommendations on grants to be awarded. The primary criterion is artistic merit.

There are 130,695 professional artists in Canada.  
(Hill Strategies Research, based on 2001 Census)



### LEGEND

**x.x%** ◀ provincial / territorial  
distribution of peer  
assessment committee  
members

**x.x%** ◀ provincial / territorial  
distribution of professional  
artists in Canada



Canada Council  
for the Arts

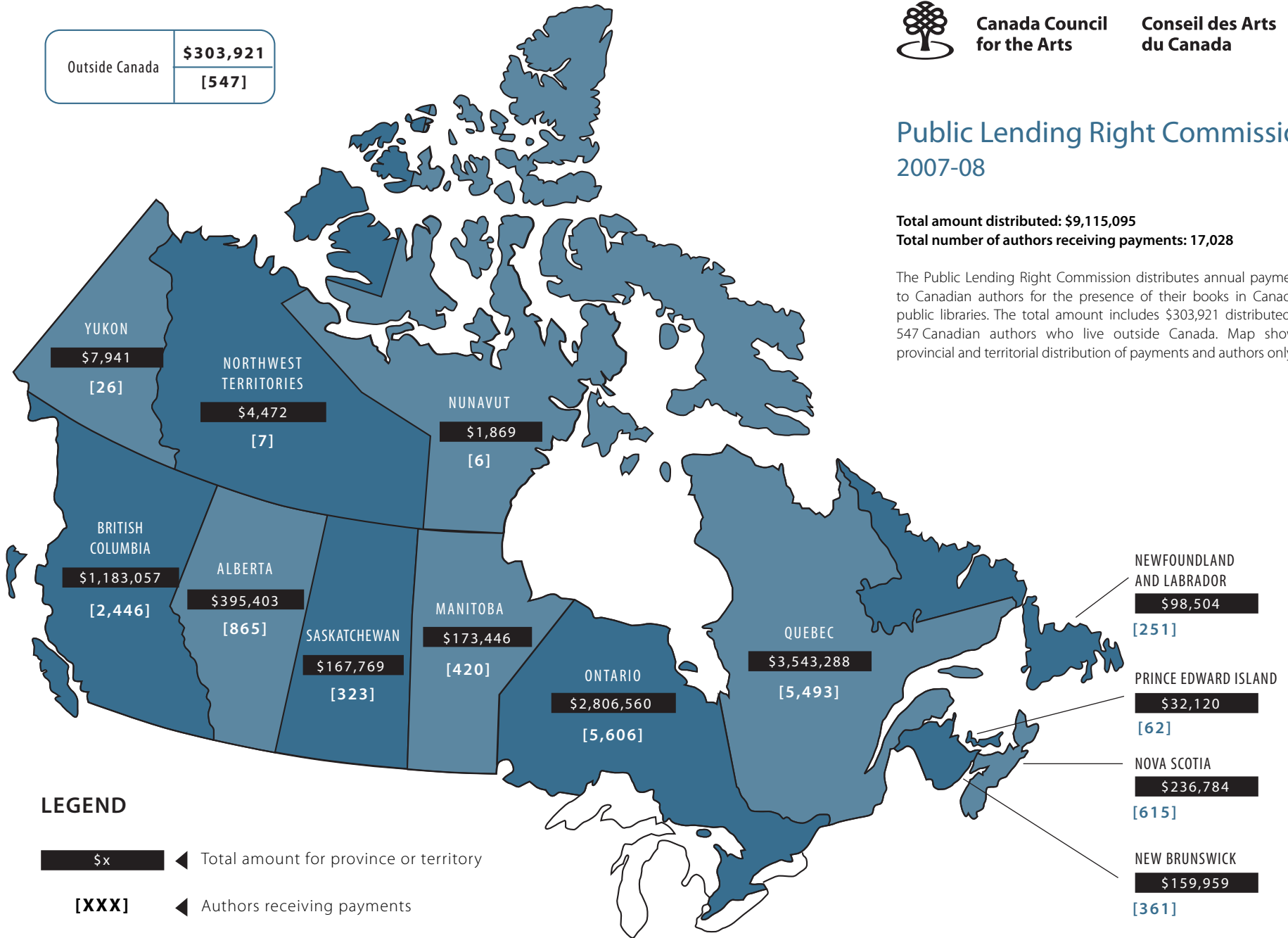
Conseil des Arts  
du Canada

## Public Lending Right Commission 2007-08

**Total amount distributed: \$9,115,095**  
**Total number of authors receiving payments: 17,028**

The Public Lending Right Commission distributes annual payments to Canadian authors for the presence of their books in Canadian public libraries. The total amount includes \$303,921 distributed to 547 Canadian authors who live outside Canada. Map shows provincial and territorial distribution of payments and authors only.

Outside Canada	<b>\$303,921</b>
	<b>[547]</b>



### LEGEND

- \$x** ◀ Total amount for province or territory
- [XXX]** ◀ Authors receiving payments

## 4.0 Support to Aboriginal artists and arts organizations

The Canada Council for the Arts provided an estimated \$6.7 million in funding to Aboriginal artists and arts organizations in 2007-08. It should be noted that this figure is an underestimate as Aboriginal artists do not currently self-identify on Canada Council grant application forms except under dedicated Aboriginal arts programs.

The \$6.7 million in funding includes \$559,000 under the capacity building program to Aboriginal arts organizations and almost \$6.2 million in grants to Aboriginal artists and arts organizations through either dedicated Aboriginal programs or regular granting programs.

In 2007-08, the Canada Council provided funding to an estimated 111 Aboriginal arts organizations listed below.

**Table 1: Aboriginal arts organizations that received grants from the Canada Council in 2007-08<sup>1</sup>**

Name	Community
<b>Aboriginal Arts</b>	
Aboriginal Curatorial Collective*	LONGFORD MILLS, ON
Aboriginal Leadership and Management at The Banff Centre	BANFF, AB
Aimititau! Parlons-Nous!	MONTREAL, QC
Arnaït Video Productions	IGLOOLIK, NU
Artcirq*	IGLOOLIK, NU
Association for Native Development in the Performing and Visual Arts*	TORONTO, ON
Avataq Cultural Institute	INUKJUAK, QC
Centre for Aboriginal Media*	TORONTO, ON
Centre for Indigenous Theatre*	TORONTO, ON
Compaigni V'ni Dansi*	VANCOUVER, BC
Conseil de la Nation Huronne-Wendat*	WENDAKE, QC
Cook's Ferry Band	SPENCES BRIDGE, BC
Corporation du Wapikoni Mobile	SAINT-LAURENT, QC
Cranberry Aboriginal Arts Committee	CRANBERRY PORTAGE, MB
Cree Native Arts & Crafts	OUJE-BOUGOUMOU, QC
Dancers of Damelahamid*	NORTH VANCOUVER, BC
Debajehmujig Theatre Group*	WIKWEMIKONG, ON
Downtown Eastside Women's Centre Association	VANCOUVER, BC
First Peoples Heritage, Language and Culture Council*	BRENTWOOD BAY, BC
First Peoples' Heritage Language and Culture Council*	VICTORIA, BC
Full Circle: First Nations Performance*	VANCOUVER, BC
Hltaaxuulang Guud Ad K'aaju	QUEEN CHARLOTTE, BC
Indigenous Arts Service Organization	PENTICTON, BC
Indigenous Culture & Media Innovations*	MOOSE FACTORY, ON
Indigenous Performance Initiatives*	PETERBOROUGH, ON
Institut culturel et éducatif montagnais (ICEM)	SEPT-ÎLES, QC
John Arcand Fiddle Fest Inc.	SASKATOON, SK
Laichwiltach Family Life Society	CAMPBELL RIVER, BC
Metis Artists' Collective	TORONTO, ON
Nak'azdli Elders Society	FORT ST JAMES, BC
Nations In A Circle	HALIFAX, NS
Native Communications Society of the NWT	YELLOWKNIFE, YT
Native Earth Performing Arts*	TORONTO, ON
Neto Hatinakwe Onkwehowe Native Arts Canada	NIAGARA FALLS, ON
Niagara Regional Native Centre*	NIAGARA-ON-THE-LAKE, ON
Nisga'a Lava Dancers	AIYANSH, BC

<sup>1</sup> Organizations that received funding from more than one section have been indicated by an asterisk.

Name	Community
Ojibwe Cultural Foundation*	M'CHIGEENG, ON
Opaskwayak Cree Nation	OPASKWAYAK, MB
Open Sky Creative Society*	FORT SIMPSON, NT
Productions Ondinnok inc.*	MONTREAL, QC
Qaggiq Theatre Company*	IQUALUIT, NU
Raven Spirit Dance Society*	VANCOUVER, BC
Red Lake Indian Friendship Centre	RED LAKE, ON
Red Sky Performance Theatre*	TORONTO, ON
Redwire Native Youth Media Society	VANCOUVER, BC
Say Magazine	WINNIPEG, MB
Society of Yukon Artists of Native Ancestry	WHITEHORSE, YT
Through Our Eyes (Constant Arts Society)	VANCOUVER, BC
Tiqilap	VANCOUVER, BC
Turtle Gals*	TORONTO, ON
Weengushk Film Institute*	M'CHIGEENG, ON
When We Are One Theatre	VANCOUVER, BC
Wikwemikong Heritage Organization	WIKWEMIKONG, ON

Audience and Market Development	
Centre for Aboriginal Media*	TORONTO, ON
ImagineNative Film & Media Arts Festival*	TORONTO, ON
Kaha:wi Dance Theatre*	HAGERSVILLE, ON
Red Sky Performance Theatre*	TORONTO, ON
Sandy Scofield Group	VANCOUVER, BC

Dance	
Compaigni V'ni Dansi*	VANCOUVER, BC
Dancers of Damelahamid*	NORTH VANCOUVER, BC
Earth in Motion Dance Co.	NORTH BAY, ON
Gilhast Dancers Society	BURNS LAKE, BC
Indigenous Performance Initiatives*	PETERBOROUGH, ON
Kaha:wi Dance Theatre*	HAGERSVILLE, ON
Raven Spirit Dance Society*	VANCOUVER, BC
Red Sky Performance Theatre*	TORONTO, ON
Troy Emery Twigg Collective	TORONTO, ON
U'mista Cultural Society	ALERT BAY, BC

Equity	
Urban Ink Productions*	VANCOUVER, BC

Inter-Arts	
Artcirq*	IGLOOLIK, NU
Artcirq Youth Collective	IGLOOLIK, NU
Association for Native Development in the Performing and Visual Arts*	TORONTO, ON
Barrie Native Friendship Centre	BARRIE, ON
Native Women in the Arts*	TORONTO, ON
Open Sky Creative Society*	FORT SIMPSON, NT
Red Sky Performance Theatre*	TORONTO, ON
Sâkêwêwak First Nations Artists' Collective Inc.*	REGINA, SK
Terres en vues, société pour la diffusion de la culture autochtone	MONTREAL, QC

Media Arts	
Centre for Aboriginal Media*	TORONTO, ON
ImagineNative Film & Media Arts Festival*	TORONTO, ON
Indigenous Culture & Media Innovations*	MOOSE FACTORY, ON
Nunavut Independent TV Network	IGLOOLIK, NU
Urban Shaman Gallery Inc.*	WINNIPEG, MB
Weeneebeg Aboriginal Film and Video Festival	MOOSE FACTORY, ON
Weengushk Film Institute*	M'CHIGEENG, ON

Name	Community
<b>Music</b>	
Aboriginal CKCU	OTTAWA, ON
Aboriginal Experiences Arts and Culture	OTTAWA, ON
Aboriginal Music Lab - Vancouver Community College	VANCOUVER, BC
Asani	EDMONTON, AB
Association for Native Development in the Performing and Visual Arts*	TORONTO, ON
Centre for Aboriginal Media*	TORONTO, ON
Dauphin Friendship Centre	DAUPHIN, MB
Flummies	NORTH WEST RIVER, NL
Groupe Taïma	MONTREAL, QC
Haida Gwaii Singers	SURREY, BC
James Flett and Lawrence Houle Group	WINNIPEG, MB
M'Girl	NORTH VANCOUVER, BC
Metis Nation of Ontario Cultural Commission	OTTAWA, ON
Nadjiwan	TORONTO, ON
Native Women in the Arts*	TORONTO, ON
Ucluelet First Nation	UCLUELET, BC
<b>Theatre</b>	
Aataentsic: masques et théâtre	MONTREAL, QC
Centre for Indigenous Theatre*	TORONTO, ON
Debajehmujig Theatre Group*	WIKWEMIKONG, ON
Full Circle: First Nations Performance*	VANCOUVER, BC
Gwaandak Theatre Adventures	WHITEHORSE, YT
Gwaandak Theatre Society	WHITEHORSE, YT
Indigenous Performing Arts Alliance	TORONTO, ON
K'aalts'idaa K'ah	MASSET, BC
Mawilukutiek Performing Arts	BEAR RIVER, NS
Native Earth Performing Arts*	TORONTO, ON
Nightwind Theatre Inc.	REGINA, SK
Productions Ondinnok inc.*	MONTREAL, QC
Qaggiq Theatre Company*	IQALUIT, NU
Red Sky Performance Theatre*	TORONTO, ON
Saskatchewan Native Theatre Company Inc.*	SASKATOON, SK
Sheshatshiu Innu First Nation	NORTH WEST RIVER, NL
Théâtre Plume Blanche Inc.	MASHTEU/IATSH, QC
Turtle Gals*	TORONTO, ON
Ucwalmicw Centre Society	LILLOOET, BC
Upisasik Productions	SASKATOON, SK
Urban Ink Production Society	VANCOUVER, BC
Urban Ink Productions*	GALIANO, BC
<b>Visual Arts</b>	
Aboriginal Curatorial Collective*	LONGFORD MILLS, ON
Metis National Heritage Center	WINNIPEG, MB
Native Friendship Centre of Montréal	MONTREAL, QC
Niagara Regional Native Centre*	NIAGARA-ON-THE-LAKE, ON
Ojibwe Cultural Foundation*	M'CHIGEENG, ON
Sâkêwêwak First Nations Artists' Collective Inc.*	REGINA, SK
Tribe, A Centre for evolving Aboriginal Media, Visual & Performing Inc	SASKATOON, SK
Urban Shaman Gallery Inc.*	WINNIPEG, MB
Woodland Cultural Centre	BRANTFORD, ON
<b>Writing and Publishing</b>	
Conseil de la Nation Huronne-Wendat*	WENDAKE, QC
En'owkin Centre	PENTICTON, BC
Full Circle: First Nations Performance*	VANCOUVER, BC
Haida Gwaii Museum	SKIDEGATE, BC
Inuuptia Iniit	ULUKHAKTOK, NT
Kegedonce Press	WIARTON, ON
Labrador Creative Arts Festival	HAPPY VALLEY GOOSE BAY ST, NL



Name	Community
Malaspina University College, Cowichan Branch	DUNCAN, BC
Ojibwe Cultural Foundation*	M'CHIGEENG, ON
Saskatchewan Native Theatre Company Inc.*	SASKATOON, SK
Spirit Magazine	PARRY SOUND, ON
Spirit of Youth Enterprises Inc.	WINNIPEG, MB
Spirit Sisters Society	EDMONTON, AB
The Aboriginal Wing Magazine	COCHRANE, AB
Theytus Books Ltd.	PENTICTON, BC
Yukon International Storytelling Festival	WHITEHORSE, YT

## 5.0 Support to culturally diverse artists and arts organizations

The Canada Council for the Arts provided an estimated \$9.6 million in funding to culturally diverse artists and arts organizations in 2007-08. It should be noted that this figure is an underestimate as culturally diverse artists do not currently self-identify on Canada Council grant application forms.

The \$9.6 million in funding includes almost \$1.4 million under the capacity building program for culturally diverse arts organizations and \$8.2 million in grants through either dedicated programs for culturally diverse artists and arts organizations or regular granting programs.

In 2007-08, the Canada Council provided funding to an estimated 83 culturally diverse arts organizations listed below.

**Table 2: Culturally diverse arts organizations that received grants from the Canada Council in 2007-08<sup>2</sup>**

Name	Community
<b>Audience and Market and Development</b>	
Ballet Creole*	TORONTO, ON
Battery Opera*	VANCOUVER, BC
Battery Opera Performing Arts Society	VANCOUVER, BC
Co. ERASGA*	VANCOUVER, BC
Constantinople	MONTREAL, QC
dance Immersion*	TORONTO, ON
Diane Kadota Arts Management*	VANCOUVER, BC
Khac Chi - Sounds of Vietnam	VANCOUVER, BC
Kiran Ahluwalia Ensemble	MARKHAM, ON
Kokoro Dance*	VANCOUVER, BC
Manding Jata	VANCOUVER, BC
Musique Multi-Montréal	MONTREAL, QC
Nathaniel Dett Chorale*	TORONTO, ON
New Performance Works Society*	VANCOUVER, BC
OneLight Theatre Society*	HALIFAX, NS
Tiger Princess Dance Projects*	TORONTO, ON
Toronto Reel Asian International Film Festival*	TORONTO, ON
Wen Wei Dance Society*	VANCOUVER, BC
<b>Dance</b>	
Ballet Creole*	TORONTO, ON
Battery Opera*	VANCOUVER, BC
CanAsian Dance Festival*	TORONTO, ON
Cercle d'expression artistique Nyata Nyata	MONTREAL, QC
Chitralekha Odissi Dance Creations Incorporated*	BURLINGTON, ON
Co. ERASGA*	VANCOUVER, BC
Collective Of Black Artists*	TORONTO, ON
dance Immersion*	TORONTO, ON
Dance Umbrella of Ontario	TORONTO, ON
Fujiwara Dance Inventions	TORONTO, ON
inDANCE*	TORONTO, ON
Kokoro Dance*	VANCOUVER, BC
M-DO*	TORONTO, ON
Menaka Thakkar Dance Company*	TORONTO, ON
New Performance Works Society*	VANCOUVER, BC
Sampradaya Dance Creations*	MISSISSAUGA, ON

<sup>2</sup> Organizations that received funding from more than one section have been indicated by an asterix.

Name	Community
Sinha Danse*	MONTREAL, QC
Tiger Princess Dance Projects*	TORONTO, ON
Tribal Crackling Wind Productions	TORONTO, ON
Wen Wei Dance Society*	VANCOUVER, BC

**Equity**

African Festival & Presentation Society of Calgary*	CALGARY, AB
AfriCan Theatre Ensemble	NORTH YORK, ON
Aluna Theatre*	TORONTO, ON
Ballet Creole*	TORONTO, ON
Battery Opera*	VANCOUVER, BC
Black Theatre Workshop*	MONTREAL, QC
Boca Del Lupo Theatre*	VANCOUVER, BC
Cahoots Theatre Projects*	TORONTO, ON
CanAsian Dance Festival*	TORONTO, ON
Carlos Bulosan Theatre*	TORONTO, ON
Chitralekha Odissi Dance Creations Incorporated*	BURLINGTON, ON
Co. ERASGA*	VANCOUVER, BC
Collective Of Black Artists*	TORONTO, ON
Concrete Theatre*	EDMONTON, AB
Constantinople*	MONTREAL, QC
dance Immersion*	TORONTO, ON
Diane Kadota Arts Management*	VANCOUVER, BC
Dreamwalker Dance Company	TORONTO, ON
Dub Poets Collective*	TORONTO, ON
Éditions du CIDHCA*	MONTREAL, QC
Foreign Ghosts Society Inc.	MONTREAL, QC
fu-Gen Theatre Company	TORONTO, ON
Gendai Gallery	TORONTO, ON
inDance*	TORONTO, ON
Kala Nidhi Fine Arts of Canada	TORONTO, ON
Kokoro Dance*	VANCOUVER, BC
Korean Dance Studies Society of Canada	DON MILLS, ON
Little Pear Garden Collective*	TORONTO, ON
M-DO*	TORONTO, ON
MAI Montréal, arts interculturels*	MONTREAL, QC
Mandala Arts and Culture Society	VANCOUVER, BC
Menaka Thakkar Dance Company*	TORONTO, ON
Musique Multi-Montréal*	MONTREAL, QC
Nafro Dance Productions	WINNIPEG, MB
Nathaniel Dett Chorale*	TORONTO, ON
New Performance Works Society*	VANCOUVER, BC
Newworld Theatre Society*	VANCOUVER, BC
Obsidian Theatre Company*	TORONTO, ON
On Edge	VANCOUVER, BC
OneLight Theatre Society*	HALIFAX, NS
Powell Street Festival Society	VANCOUVER, BC
Puente Theatre Society	VICTORIA, BC
Rasik Arts*	TORONTO, ON
Regent Park Film Festival Inc.*	TORONTO, ON
RicePaper*	VANCOUVER, BC
Sampradaya Dance Creations*	MISSISSAUGA, ON
Sinha Danse*	MONTREAL, QC
The 411 Initiative for Change	TORONTO, ON
Theatre Replacement Society	VANCOUVER, BC
Tiger Princess Dance Projects*	TORONTO, ON
Toronto Tabla Ensemble*	TORONTO, ON
Tribal Crackling Wind Productions*	TORONTO, ON
Tumbuktu, Les Transarts Africains*	SAINT-HUBERT, QC
Uzume Taiko Drum Group Society	VANCOUVER, BC
Vancouver Asian Heritage Month Society	VANCOUVER, BC
Vancouver Cantonese Opera*	SURREY, BC
Vancouver Chinese Instrumental Music Society*	SURREY, BC
Vancouver International Centre for Contemporary Asian Art*	VANCOUVER, BC
Vues d'Afrique	MONTREAL, QC

Name	Community
Wen Wei Dance Society*	VANCOUVER, BC
<b>Inter-Arts</b>	
Little Pear Garden Collective*	TORONTO, ON
Tumbuktu, Les Transarts Africains*	SAINT-HUBERT, QC
<b>Media Arts</b>	
Regent Park Film Festival Inc.*	TORONTO, ON
Southern Currents / Corrientes del Sur	TORONTO, ON
Toronto Reel Asian International Film Festival*	TORONTO, ON
<b>Music</b>	
African Festival & Presentation Society of Calgary*	CALGARY, AB
Constantinople*	MONTREAL, QC
Maryem Tollar Ensemble	TORONTO, ON
Musique Multi-Montréal*	MONTREAL, QC
Nathaniel Dett Chorale*	TORONTO, ON
Orchid Ensemble	VANCOUVER, BC
Rumba Calzada	RICHMOND, BC
Tasa	TORONTO, ON
Toronto Tabla Ensemble	TORONTO, ON
Vancouver Cantonese Opera	SURREY, BC
Vancouver Chinese Instrumental Music Society	SURREY, BC
Yvonne Ng's Tiger Princess Productions	TORONTO, ON
African Festival & Presentation Society of Calgary	CALGARY, AB
Constantinople	MONTREAL, QC
Maryem Tollar Ensemble	TORONTO, ON
Musique Multi-Montréal	MONTREAL, QC
Nathaniel Dett Chorale	TORONTO, ON
Orchid Ensemble	VANCOUVER, BC
Rumba Calzada	RICHMOND, BC
Tasa	TORONTO, ON
Toronto Tabla Ensemble*	TORONTO, ON
Vancouver Cantonese Opera*	SURREY, BC
Vancouver Chinese Instrumental Music Society*	SURREY, BC
Yvonne Ng's Tiger Princess Productions	TORONTO, ON
<b>Theatre</b>	
Aluna Theatre*	TORONTO, ON
Archipelago	TORONTO, ON
B Current	TORONTO, ON
Black Theatre Workshop*	MONTREAL, QC
Boca Del Lupo Theatre*	VANCOUVER, BC
Cahoots Theatre Projects*	TORONTO, ON
Carlos Bulosan Theatre*	TORONTO, ON
Concrete Theatre*	EDMONTON, AB
Newworld Theatre Society*	VANCOUVER, BC
Obsidian Theatre Company*	TORONTO, ON
OneLight Theatre Society*	HALIFAX, NS
Rasik Arts*	TORONTO, ON
Teesri Duniya Theatre	MONTREAL, QC
Theatre Replacement	VANCOUVER, BC
<b>Visual Arts</b>	
African Festival & Presentation Society of Calgary*	CALGARY, AB
MAI Montréal, arts interculturels*	MONTREAL, QC
South Asian Visual Arts Collective	TORONTO, ON
Vancouver International Centre for Contemporary Asian Art*	VANCOUVER, BC

Name	Community
<b>Writing and Publishing</b>	
Arsenal Pulp Press Book Publishers Ltd. Dub Poets Collective* Éditions du CIDIHCA* RicePaper* TSAR Publications Up From The Roots	VANCOUVER, BC TORONTO, ON MONTREAL, QC VANCOUVER, BC TORONTO, ON AJAX, ON

## 6.0 Support to arts organizations and artists producing or creating work for young audiences

The Canada Council for the Arts provided an estimated \$8.9 million in funding to arts organizations and artists producing or creating work for young audiences. This figure includes funding to both arts organizations with a young audience mandate as well as to arts organizations which target some performances, exhibitions or other activity to young audiences (only a percentage of funding to these latter arts organizations is included in the figure above – usually an estimated 5% to 10% of the grant).

In 2007-08, the Canada Council provided funding to an estimated 119 arts organizations with a young audience mandate listed below.

**Table 3: Young audience arts organizations that received grants from the Canada Council in 2007-08<sup>3</sup>**

Name	Community
<b>Aboriginal Arts</b>	
Redwire Native Youth Media Society	VANCOUVER, BC
<b>Audience and Market Development</b>	
Arsenal à musique*	VILLE MONT-ROYAL, QC
Association internationale du théâtre pour l'enfance et la jeunesse	MONTREAL, QC
Axis Theatre Company*	VANCOUVER, BC
Canadian Children's Festival Association (CCFA)	CALGARY, AB
Dufflebag Theatre	TORONTO, ON
Dynamo Théâtre*	MONTREAL, QC
Erehwon Theatre of Canada	YORK, ON
Green Thumb Theatre for Young People*	VANCOUVER, BC
Kids' Entertainment	TORONTO, ON
Le Théâtre de Quartier*	MONTREAL, QC
Maison québécoise du théâtre pour l'enfance et la jeunesse*	MONTREAL, QC
Major Conrad Flapps	VICTORIA, BC
Moulin à Musique	MONTREAL, QC
Théâtre de L'Aubergine	QUEBEC, QC
Théâtre du Gros Mécano*	QUEBEC, QC
<b>Dance</b>	
Bouge de là inc.	MONTREAL, QC
Judith Marcuse Projects Society	VANCOUVER, BC
Sursaut Inc.	SHERBROOKE, QC
Tilt sound + motion	TORONTO, ON
<b>Endowments and Prizes</b>	
Carousel Theatre Company*	VANCOUVER, BC
Lorraine Kimsa Theatre for Young People*	TORONTO, ON
<b>Inter-Arts</b>	
Calgary International Children's Festival*	CALGARY, AB
Drum Artz Community Centre	TORONTO, ON
Laidlaw Foundation	TORONTO, ON

<sup>3</sup> Organizations that received funding from more than one section have been indicated by an asterix.

Name	Community
Northern Saskatchewan International Children's Festival Vancouver International Children's Festival Vancouver Island Arts Festivals Society	SASKATOON, SK VANCOUVER, BC NANAIMO, BC
<b>Media Arts</b>	
Inuvik Youth Centre Society Power Camp National / Filles d'action Regent Park Focus Community Coalition	INUVIK, NT MONTREAL, QC TORONTO, ON
<b>Music</b>	
Arsenal à musique* Art Starts in Schools Groupe Chuck et Albert Petites Tounes	VILLE MONT-ROYAL, QC VANCOUVER, BC CHARLOTTETOWN, PE LAVAL, QC
<b>Theatre</b>	
Axis Theatre Company* Black Theatre Workshop Calgary International Children's Festival Carousel Players Carousel Theatre Company* Carrousel, compagnie de théâtre Children's Peace Theatre Compagnie Vox Théâtre Concrete Theatre DreamRider Theatre Society Dynamo Théâtre* Geordie Productions Inc. Green Thumb Theatre for Young People* L'Arrière Scène, centre dramatique pour l'enfance et la jeunesse L'UniThéâtre Le Cercle Molière Le Petit théâtre de Sherbrooke Le Théâtre de la Vieille 17 Le Théâtre de Quartier* Le Théâtre des Confettis Le Théâtre Les Gens d'en bas Les Nuages en pantalon Lorraine Kimsa Theatre for Young People* Magnus Theatre Maison québécoise du théâtre pour l'enfance et la jeunesse* Manitoba Theatre for Young People Mathieu, François et les autres Mermaid Theatre of Nova Scotia Ottawa International Children's Festival Picouille Théâtre Quest Theatre Ride Project Roseneath Theatre Company Runaway Moon Theatre Theatre Beyond Words Théâtre Bouches Décousues Théâtre de l'Avant-Pays Théâtre de L'Oeil Inc. Théâtre des 4 coins Theatre Direct Canada Théâtre du Gros Mécano* Théâtre la Catapulte Théâtre La Seizième Théâtre Le Clou Théâtre Les Amis de Chiffon Inc. Théâtre Motus	VANCOUVER, BC MONTREAL, QC CALGARY, AB ST CATHARINES, ON VANCOUVER, BC MONTREAL, QC TORONTO, ON OTTAWA, ON EDMONTON, AB PORT MOODY, BC MONTREAL, QC MONTREAL, QC VANCOUVER, BC BELOEIL, QC EDMONTON, AB WINNIPEG, MB SHERBROOKE, QC OTTAWA, ON MONTREAL, QC QUEBEC, QC LE BIC, QC QUEBEC, QC TORONTO, ON THUNDER BAY, ON MONTREAL, QC WINNIPEG, MB MONTREAL, QC WINDSOR, NS OTTAWA, ON MONTREAL, QC CALGARY, AB MONTREAL, QC TORONTO, ON GRINDROD, BC ST CATHARINES, ON MONTREAL, QC MONTREAL, QC MONTREAL, QC SHERBROOKE, QC TORONTO, ON QUEBEC, QC OTTAWA, ON VANCOUVER, BC MONTREAL, QC CHICOUTIMI, QC LONGUEUIL, QC

Name	Community
Wonderbolt Productions Youtheatre Inc.	ST. JOHN'S, NL MONTREAL, QC
<b>Visual Arts</b>	
Art City Inc. Sketch	WINNIPEG, MB TORONTO, ON
<b>Writing and Publishing</b>	
Annick Press Ltd. Arvids Association des écrivains québécois pour la jeunesse Bayard Canada Livres Inc. Bouton d'or Acadie Carlsen Verlag GmbH Children's Literature Roundtable, Grande Prairie Alberta Branch Communication-Jeunesse Conundrum Press Deutscher Taschenbuch Verlag Éditions de l'Isatis Inc. Éditions de la baignole Éditions de la courte échelle inc. Éditions de la Paix Enr. Éditions du Boréal Éditions Foulire Éditions Héritage Inc. Éditions Hurtubise HMH Limitée Éditions Michel Quintin Inc. Éditions Mille-Îles et les 400 Coups Festival du Livre Jeunesse Laval Groundwood Books Hackmatack Children's Choice Book Award & Society Idélire Kegeponce Press Kids Can Press Ltd. La Fête du livre et de la lecture de Longueuil La Veuve Noire Lurelu Maple Tree Press Inc. Mish Janez Mis s.p. Publishing House Orca Book Publishers Ltd. Simply Read Books Inc. Soulières Éditeur Spirit of Youth Enterprises Inc. The Canadian Children's Book Centre Théâtre de l'Esquisse Tundra Books Vermilion Young Alberta Book Society	TORONTO, ON FARUM, DENMARK SAINT-LAMBERT, QC MONTREAL, QC MONCTON, NB HAMBURG, GERMANY GRANDE PRAIRIE, AB MONTREAL, QC MONTREAL, QC MÜNCHEN, GERMANY MONTREAL, QC LONGUEUIL, QC MONTREAL, QC ST-ALPHONSE-DE-GRANBY, QC MONTREAL, QC CHARLESBOURG, QC SAINT-LAMBERT, QC MONTREAL, QC WATERLOO, QC OUTREMONT, QC LAVAL-DES-RAPIDES, QC TORONTO, ON HALIFAX, NS VANCOUVER, BC WIARTON, ON TORONTO, ON LONGUEUIL, QC LONGUEUIL, QC MONTREAL, QC TORONTO, ON DOB, SLOVENIA VICTORIA, BC VANCOUVER, BC ST-LAMBERT, QC WINNIPEG, MB TORONTO, ON MONTREAL, QC TORONTO, ON SKOPJE, MACEDONIA EDMONTON, AB



## 7.0 Detailed tables of Canada Council funding

*Parliamentary appropriation and arts funding, 1957-58 to 2007-08*

- Over the past 51 years, Canada Council arts funding totalled \$4,887,837,268 while its parliamentary appropriation totalled \$5,144,923,323 in 2007-08 dollars.

Table 4: Parliamentary appropriation and Canada Council arts funding, 1957-58 to 2007-08 <sup>i</sup>				
Fiscal year	Parliamentary appropriation <sup>ii</sup>		Canada Council arts funding <sup>iii</sup>	
	Current dollars	2007-08 dollars <sup>iv</sup>	Current dollars	2007-08 dollars
1957-58 <sup>v</sup>	...	...	749,000	5,642,804
1958-59	...	...	1,435,000	10,526,480
1959-60	...	...	1,263,000	9,204,216
1960-61	...	...	1,397,000	10,049,387
1961-62	...	...	1,406,000	9,985,287
1962-63	...	...	1,478,000	10,364,591
1963-64	...	...	1,424,000	9,861,863
1964-65	...	...	1,475,000	10,028,201
1965-66 <sup>vi</sup>	1,933,000	12,829,137	3,374,000	22,392,917
1966-67	3,108,000	19,802,400	4,297,000	27,378,029
1967-68	6,637,000	40,885,387	7,039,000	43,361,796
1968-69	7,479,000	44,356,835	8,689,000	51,533,165
1969-70	8,492,000	48,063,858	9,412,000	53,270,964
1970-71	8,831,000	48,505,246	10,269,000	56,403,621
1971-72	10,513,000	56,086,100	12,069,000	64,387,249
1972-73	14,326,000	72,938,311	15,239,000	77,586,689
1973-74	17,323,000	81,843,835	18,986,000	89,700,805
1974-75	20,447,000	87,016,813	22,411,000	95,375,057
1975-76	30,181,000	116,040,741	31,062,000	119,428,034
1976-77	32,620,000	116,949,518	33,205,000	119,046,865
1977-78	37,537,000	124,564,747	37,815,000	125,487,277
1978-79	39,152,000	119,274,536	41,074,000	125,129,809
1979-80	41,116,000	114,610,850	41,795,000	116,503,563
1980-81	44,647,000	113,139,557	43,693,000	110,722,034
1981-82	52,941,000	119,250,939	51,557,000	116,133,444
1982-83	59,883,000	121,620,301	60,754,000	123,389,271
1983-84	65,581,000	125,856,824	65,502,000	125,705,215
1984-85	72,614,000	133,604,967	70,108,000	128,994,092
1985-86	74,244,000	131,400,095	69,257,000	122,573,897
1986-87	85,311,000	145,002,691	84,088,000	142,923,963
1987-88	96,895,000	157,719,599	82,545,000	134,361,569
1988-89	93,251,000	146,032,114	93,337,000	146,166,791
1989-90	103,503,000	154,285,889	94,681,000	141,135,448
1990-91	104,054,000	147,984,962	95,604,000	135,967,423
1991-92	105,493,000	142,058,810	96,322,000	129,708,973
1992-93	108,215,000	143,642,530	98,076,000	130,184,214
1993-94	99,335,000	129,390,800	89,702,000	116,843,143
1994-95	98,362,000	127,973,897	86,479,000	112,513,518
1995-96	97,946,000	124,583,379	84,300,000	107,226,215
1996-97 <sup>vii</sup>	91,093,000	114,250,501	84,694,000	106,224,758
1997-98 <sup>viii</sup>	113,968,000	140,568,938	101,655,000	125,381,997
1998-99 <sup>ix</sup>	116,169,000	141,871,232	111,757,000	136,483,083
1999-00	116,584,000	139,925,899	111,044,000	133,276,706
2000-01 <sup>x</sup>	127,431,000	148,936,651	113,795,000	132,999,397
2001-02 <sup>xi</sup>	151,776,000	173,037,055	133,347,000	152,026,488
2002-03 <sup>xii</sup>	153,707,000	171,383,305	139,065,000	155,057,475

Fiscal year	Current dollars	2007-08 dollars	Current dollars	2007-08 dollars
2003-04 <sup>xiii</sup>	155,604,000	168,772,821	134,815,000	146,224,441
2004-05 <sup>xiv</sup>	152,111,000	161,990,224	130,051,000	138,497,483
2005-06 <sup>xv</sup>	151,683,000	158,062,192	129,491,000	134,936,883
2006-07 <sup>xvi</sup>	172,507,000	176,301,838	149,990,000	153,289,505
2007-08 <sup>xvii</sup>	182,507,000	182,507,000	161,904,000	161,904,000
<b>TOTAL</b>	<b>3,327,110,000</b>	<b>5,144,923,323</b>	<b>3,064,349,000</b>	<b>4,887,837,268</b>

... not applicable

... not available

<sup>i</sup> The figures are reflecting the mandate of the Canada Council for the Arts in 2007-08. Therefore, the amounts for Social Sciences and Humanities programs that were part of the Canada Council from 1957-58 until 1977-78 are excluded.

Sources:

Parliamentary Appropriation: Canada Council for the Arts, Annual Reports – Finances section, 1957-58 to 2007-08.

Arts Funding: from 1957-58 until 1981-82: L. Mailhot, B. Melançon, Le Conseil des arts du Canada, 1957-82, Léméac, 1982, p.67; for 1982-83 and 1983-84: Canada Council for the Arts, 1983-84 Annual Report; from 1984-85 until 1993-94: Canada Council for the Arts, Annual Reports – Finances section; from 1994-95 until 2007-08: Canada Council for the Arts, Annual Reports.

<sup>ii</sup> The Parliamentary Appropriation is the main source of revenue of the Canada Council for the Arts. It provides for the funding of different arts programs and prizes, the National Commission for UNESCO, art purchases for the Art Bank (created in 1972) and payments to authors through the Public Lending Right Commission (created in 1987). The Parliamentary Appropriation is not used for Special Funds like the Killam or Molson Prizes.

<sup>iii</sup> The Arts Funding includes grants to artists and art organizations through different programs, art purchases for the Art Bank and payments to authors by the Public Lending Right Commission. It also includes Canada Council for the Arts' Prizes, like the Jules Léger Prize for New Chamber Music and the Governor General's Awards and Prizes in Literature, Performing Arts, Architecture, Visual and Media Arts. Arts Funding does not include Special Funds like the Killam or Molson Prizes.

<sup>iv</sup> The Statistics Canada Consumer Price Index, historical summary tables were used for the conversion of Current Dollars into 2007-08 Dollars. <<http://www40.statcan.ca/01/cst01/econ46a.htm>>.

<sup>v</sup> In 1957, the Government of Canada received 100 million dollars from the death duties of Sir James Hamet Dunn (Bathurst, New Brunswick, 1874 – St. Andrews, New Brunswick, 1956) and Izaak Walton Killam (Yarmouth, Nova Scotia, 1885 – Grand-Cascapédia, Québec, 1955), and invested 50 million dollars (365 million – 2006-2007 dollars) in an Endowment Fund and 50 million dollars in a University Capital Grants Fund. Those investments made possible the creation of the Canada Council for the Arts. As stated in the Canada Council Act, the objects of the Canada Council for the Arts are to foster and promote the study and enjoyment of, and the production or works in, the arts, humanities and social sciences. From 1957-58 until 1964-65, there was no parliamentary appropriation. The interest and dividends earned from the Endowment Fund were the main source of revenue that made possible Arts Funding.

<sup>vi</sup> From 1965-66 until 1977-78, the amount of the Parliamentary Appropriation shown in the table reflects the portion for the Arts programs and the National Commission for UNESCO. That portion is established on the percentage of the expenses for both and the expenses for the Social Sciences and Humanities programs as reported in the Annual Reports of those fiscal years. Below, for each fiscal year, are the percentages of the expenses for the Arts programs and the National Commission for UNESCO.

1965-66 : 55.60%	1969-70 : 35.83%	1973-74 : 47.43%	1977-78 : 56.84%
1966-67 : 44.74%	1970-71 : 36.49%	1974-75 : 50.04%	
1967-68 : 39.27%	1971-72 : 39.96%	1975-76 : 55.16%	
1968-69 : 36.34%	1972-73 : 44.57%	1976-77 : 54.68%	

<sup>vii</sup> The 1996-97 Parliamentary Appropriation drop reflects a \$3.1 million transfer from the Canada Council for the Arts for funding of the National Theatre School and the National Ballet School.

<sup>viii</sup> 1997-98 Parliamentary Appropriation includes a \$25 million annual addition that begins this year.

<sup>ix</sup> For the Parliamentary Appropriation, a total of \$10 million in one-time funding was received (\$4 million in 1998-99, \$4 million in 1999-2000 and \$2 million in 2000-01) to fund special Millennium projects through the Millennium Arts Fund. The Millennium Arts Fund provided \$10 million in grants over two years (1998-99 and 1999-2000). A small portion (about \$602,000) was disbursed as additional grants in 2000-01.

<sup>x</sup> 2000-01 Parliamentary Appropriation includes a \$10 million annual addition that begins this year and \$600,000 for PICLO (Partenariat interministériel avec les communautés de langue officielle).

<sup>xi</sup> 2001-02 Parliamentary Appropriation includes \$25 million supplementary appropriation announced in May 2001, \$900,000 for PICLO and \$295,000 for IPOLC (Interdepartmental Partnership with Official Language Communities).

<sup>xii</sup> 2002-03 Parliamentary Appropriation includes \$25 million supplementary appropriation, \$900,000 for PICLO and \$500,000 for IPOLC.

<sup>xiii</sup> 2003-04 Parliamentary Appropriation includes \$25 million supplementary appropriation, \$1,119,000 for Terminus 1525, \$580,000 for Dance Presenters, \$500,000 for IPOLC, \$450,000 for PICLO, \$1 million for Equipment Acquisition Assistance for Media Arts Production Organizations, and \$50,000 for the Creator Rights Alliance.

<sup>xiv</sup> 2004-05 Parliamentary Appropriation includes \$25 million supplementary appropriation, \$600,000 for Terminus 1525, \$300,000 for the Sound Recording Development program, \$500,000 for IPOLC, \$450,000 for PICLO, \$230,000 for CITF (Commission internationale du théâtre francophone), and \$200,000 for the SPARK initiative. (also contribution of \$1.5M to the reallocation initiative)

<sup>xv</sup> 2005-06 Parliamentary Appropriation includes \$25 million supplementary appropriation and a portion of \$2,500,000 for Capacity Building Initiative. (also contribution of \$1.5M to the reallocation initiative)

<sup>xvi</sup> The Parliamentary Appropriation for 2006-07 includes a supplement of \$20 million; it is preliminary and subject to revision.

<sup>xvii</sup> The Parliamentary Appropriation for 2007-08 includes a supplement of \$30 million.

**Table 5: Canada Council for the Arts grants by province and territory, 2007-08: <sup>1</sup>  
Comparison with population, artists, grant applications and peer committee members (assessors)**

	Canada Council grant \$ 2007-08	% of grants (Canada)	Population as of July 1st, 2007 ('000s) <sup>2</sup>	% of population	Number of artists 2001 <sup>3</sup>	% of artists	Total grant applications 2007-08	% of total grant appl's (Canada)	Peer assessors 2007-08 <sup>4</sup>	% of Peer assessors (Canada)
<b>Newfoundland and Labrador</b>	\$1,753,580	1.16%	<b>506.3</b>	1.54%	1,405	1.1%	167	1.2%	22	2.9%
<b>Prince Edward Island</b>	\$423,933	0.28%	<b>138.6</b>	0.42%	500	0.4%	47	0.3%	4	0.5%
<b>Nova Scotia</b>	\$4,289,679	2.83%	<b>934.1</b>	2.83%	3,510	2.7%	433	2.8%	41	5.3%
<b>New Brunswick</b>	\$2,144,875	1.42%	<b>749.8</b>	2.27%	1,800	1.4%	216	1.4%	23	3.0%
<b>Québec</b>	\$47,820,618	31.56%	<b>7,700.8</b>	23.35%	27,605	21.1%	4,779	31.3%	235	30.5%
<b>Ontario</b>	\$50,961,488	33.63%	<b>12,803.9</b>	38.83%	52,485	40.2%	4,295	33.4%	209	27.1%
<b>Manitoba</b>	\$6,707,026	4.43%	<b>1,186.7</b>	3.60%	3,980	3.0%	405	4.4%	24	3.1%
<b>Saskatchewan</b>	\$3,182,852	2.10%	<b>996.9</b>	3.02%	2,970	2.3%	271	2.1%	21	2.7%
<b>Alberta</b>	\$10,490,767	6.92%	<b>3,474.0</b>	10.53%	11,655	8.9%	1,183	6.9%	69	8.9%
<b>British Columbia</b>	\$22,562,270	14.89%	<b>4,380.3</b>	13.28%	24,080	18.4%	2,365	14.8%	116	15.0%
<b>Yukon</b>	\$453,555	0.3%	<b>31.0</b>	0.09%	260	0.2%	58	0.3%	0	0.0%
<b>North West Territories</b>	\$232,040	0.15%	<b>42.6</b>	0.13%	110	0.1%	27	0.2%	2	0.3%
<b>Nunavut</b>	\$506,898	0.33%	<b>31.1</b>	0.09%	295	0.2%	34	0.3%	0	0.0%
<b>Other (international)</b>	\$1,274,026	..	..	..	..	..	488	0.8%	5	0.6%
<b>TOTAL (incl. international)</b>	\$152,803,607	..	..	..	..	..	14,768	..	771	..
<b>TOTAL (excl. international)</b>	<b>\$151,529,581</b>	<b>100.0%</b>	<b>32,976.1</b>	<b>100.0%</b>	<b>130,695</b>	<b>100.00%</b>	<b>14,280</b>	<b>100.0%</b>	<b>766</b>	<b>100.0%</b>

<sup>1</sup> All Canada Council figures exclude special funds, PLR and UNESCO.

<sup>2</sup> Statistics Canada: Canada's National Statistical Agency. "Population by Year, by Province and Territory." 29 Nov, 2007. <http://www40.statcan.ca/l01/cst01/demo02a.htm?sdi=population>

<sup>3</sup> "Artists in Canada's Provinces, Territories and Metropolitan Areas, A Statistical Analysis Based on the 2001 Census," Oct. 2004, Hill Strategies Research Inc., *Statistical Insights on the Arts*, <[http://www.canadacouncil.ca/publications\\_e/research/art\\_cult\\_hr/hm127427770317789375.htm](http://www.canadacouncil.ca/publications_e/research/art_cult_hr/hm127427770317789375.htm)>.

<sup>4</sup> Excludes external assessors and staff.

Table 6: Five-year breakdown of grants by discipline  
2003-04 to 2007-08<sup>5</sup>

	2003-04	2004-05	2005-06	2006-07	2007-08
Dance	\$16,392,481	\$14,818,032	\$14,986,628	\$17,153,392	<b>\$18,541,929</b>
Music	\$27,381,289	\$26,802,901	\$26,318,856	\$30,955,194	<b>\$33,961,538</b>
Theatre	\$22,600,619	\$22,573,039	\$22,159,667	\$26,995,375	<b>\$29,136,851</b>
Visual Arts	\$17,592,273	\$17,287,100	\$17,120,907	\$20,556,289	<b>\$21,701,507</b>
Media Arts	\$12,738,392	\$12,260,200	\$11,826,106	\$13,981,596	<b>\$14,355,164</b>
Writing and Publishing	\$20,334,891	\$19,964,352	\$20,089,503	\$23,511,232	<b>\$24,158,223</b>
Inter-Arts	\$1,586,900	\$1,516,500	\$1,441,449	\$2,278,050	<b>\$2,374,260</b>
Prizes and Other <sup>6</sup>	\$7,330,607	\$6,233,618	\$6,576,326	\$5,407,419	<b>\$8,574,135</b>
<b>Grants Programs <sup>7</sup></b>	<b>\$125,957,742</b>	<b>\$121,455,742</b>	<b>\$120,519,442</b>	<b>\$140,838,547</b>	<b>\$152,803,607</b>
Public Lending Right Program	\$8,938,459	\$8,962,741	\$9,001,099	\$9,062,476	<b>\$9,115,095</b>
Canadian Commission for UNESCO				\$89,033	<b>\$76,745</b>
Special Funds <sup>8</sup>	\$2,125,339	\$2,089,038	\$2,590,919	\$2,619,423	<b>\$2,622,662</b>
<b>TOTAL FUNDING OF THE CANADA COUNCIL FOR THE ARTS</b>	<b>\$132,021,250</b>	<b>\$132,507,521</b>	<b>\$132,111,460</b>	<b>\$152,609,479</b>	<b>\$164,618,109</b>

<sup>5</sup> Total grants figures may not add due to rounding. Also, figures are compiled from a "live" system that reflects ongoing changes to the status of individual grants, including grant adjustments, grant cancellations and declined grants. As a result, grant totals on this table may vary slightly from grant totals appearing on other tables produced at an earlier or later date.

<sup>6</sup> Other includes the Audience and Market Development programs, the Aboriginal Arts Secretariat, the Equity Office, the Strategic Investment Fund, the Art Bank Purchase Program, the 50<sup>th</sup> Anniversary program, and miscellaneous funding through the office of the Director of the Arts Division.

<sup>7</sup> The total of Grants Programs excludes prizes awarded through special funds, such as the Molson Prize, Killam Prizes etc. and Public Lending Right payments. The Total Funding of the Canada Council for the Arts includes Special funds (see note 8 below) as well as Public Lending Right Payments.

<sup>8</sup> Special Funds includes all endowed prizes, Killam Research Fellowships and Prizes and the Japan-Canada Fund.

Table 7: Five-year breakdown of grants by province and territory,  
2003-04 to 2007-08<sup>9</sup>

	2003-04	2004-05	2005-06	2006-07	2007-08
Newfoundland and Labrador	\$1,350,063	\$1,355,193	\$1,333,179	\$1,693,537	\$1,753,580
Prince Edward Island	\$363,232	\$334,602	\$258,689	\$290,200	\$423,933
Nova Scotia	\$4,163,511	\$3,480,234	\$3,410,153	\$3,855,514	\$4,289,679
New Brunswick	\$1,756,171	\$1,889,720	\$1,828,508	\$2,107,799	\$2,144,875
Québec	\$39,004,464	\$38,758,187	\$37,751,013	\$44,522,063	\$47,820,618
Ontario	\$41,692,700	\$40,163,265	\$40,288,640	\$47,530,459	\$50,961,488
Manitoba	\$6,107,718	\$5,846,838	\$5,876,587	\$6,506,365	\$6,707,026
Saskatchewan	\$3,071,446	\$2,898,890	\$3,144,825	\$3,265,057	\$3,182,852
Alberta	\$7,789,789	\$7,599,510	\$7,036,001	\$8,856,684	\$10,490,767
British Columbia	\$18,478,825	\$17,140,828	\$17,419,457	\$19,695,547	\$22,562,270
Yukon	\$421,400	\$345,915	\$504,800	\$582,225	\$453,555
Northwest Territories	\$157,665	\$98,700	\$184,540	\$214,045	\$232,040
Nunavut	\$311,095	\$472,350	\$376,400	\$421,600	\$506,898
Other <sup>10</sup>	\$1,289,373	\$1,071,510	\$1,106,650	\$1,297,452	\$1,274,026
<b>Grants Programs</b>	<b>\$129,957,452</b>	<b>\$121,455,742</b>	<b>\$120,519,442</b>	<b>\$140,838,547</b>	<b>\$152,803,607</b>

<sup>9</sup> Special Funds includes all endowed prizes, Killam Research Fellowships and Prizes and the Japan-Canada Fund.

<sup>10</sup> Includes arts organizations and artists whose address is outside Canada, e.g. grant recipients under the International Translation Grants Program.

**Table 8: Grants by Program and Province or Territory, 2007-2008\***

UNIT	PROGRAM	NL	PE	NS	NB	QC	ON	MB	SK	AB	BC	YT	NT	NU	FOREIGN	TOTAL
	50th Anniversary	\$0	\$7,500	\$15,000	\$0	\$9,500	\$0	\$0	\$0	\$2,000	\$7,500	\$0	\$0	\$0	\$0	\$41,500
0506	Art Bank Outreach Program		7,500	15,000		9,500				2,000	7,500					41,500
	Aboriginal Arts	\$0	\$0	\$30,000	\$0	\$206,000	\$330,103	\$94,000	\$41,500	\$20,000	\$338,300	\$43,800	\$67,000	\$136,000	\$0	\$1,306,703
0354	Elder/Youth Legacy Program: Support for Aboriginal Artistic Practices (Pilot Program)						30,000	10,000			68,000					108,000
0359	Artists and Community Collaboration Program (ACCP)					20,000	30,000				26,000					76,000
0362	Aboriginal Peoples Collaborative Exchange Travel Grants						10,703	4,000			15,900		3,000			33,603
0363	The Flying Eagle Program: An						4,000		4,000				4,000	4,000		16,000
0364	Capacity Building Initiative: Support for Aboriginal Artistic Practices			30,000		30,000	195,000	30,000	30,000		79,400	30,000	60,000	75,000		559,400
0366	Aboriginal Peoples Collaborative Exchange: International					76,000	20,400		7,500		46,000	13,800		35,000		198,700
0367	Aboriginal Peoples Collaborative Exchange: National					80,000	40,000	50,000		20,000	103,000			22,000		315,000
	Audience & Market Development	\$25,455	\$0	\$26,615	\$33,305	\$721,517	\$561,849	\$49,961	\$12,375	\$107,797	\$356,060	\$12,635	\$1,660	\$8,000	\$101,995	\$2,019,224
0337	The Flying Squad			6,100		7,500					6,800	7,500				27,900
0338	Grants to Agents, Managers and Artists' Representatives in the Performing Arts: Annual and Multi-year					170,500	215,000	27,000			113,000					525,500
0340	Audience and Market Development Travel Grants: Canada	7,115		11,645	8,235	94,615	151,991	10,601	8,485	30,575	75,903	5,135	1,660			405,960
0346	Audience and Market Development Travel Grants Program: International	18,340		8,870	25,070	448,902	194,858	12,360	3,890	77,222	160,357			8,000	101,995	1,059,864

UNIT	PROGRAM	NL	PE	NS	NB	QC	ON	MB	SK	AB	BC	YT	NT	NU	FOREIGN	TOTAL
	Dance	\$10,800	\$0	\$223,152	\$152,200	\$6,435,147	\$6,720,520	\$1,552,117	\$34,175	\$658,600	\$2,664,628	\$20,000	\$0	\$0	\$70,590	\$18,541,929
2105	Travel Grants to Dance Professionals	800			1,000	37,418	42,422	3,217	175	5,400	14,058				5,590	110,080
2120	Creation/Production in Dance			30,000		3,602,000	3,480,000	1,163,000		366,000	1,033,000					9,674,000
2121	Artists and the Community Collaboration Program (ACCP)					60,000	30,000				56,000					146,000
2151	Dance Touring Grants			22,532	120,000	373,769	373,163	108,000		10,000	409,333					1,416,797
2155	Dance Touring Grants - International					108,750	133,500				22,000					264,250
2165	Program of Presenter Support: Multi-Year, Annual and Project Funding						105,000				50,000					155,000
2167	Dance Presenter Support: Festivals					100,000										100,000
2170	Support Services to the Dance Milieu			55,000		472,000	523,680				207,600					1,258,280
2172	Visiting Foreign Artists Program (Pilot Program)						6,000									6,000
2177	Annual Support to Aboriginal Peoples Dance Companies, Organizations and Collectives						135,000				125,000					260,000
2178	Aboriginal Peoples Production Project Grants in Dance						162,000				50,000					212,000
2180	The Dance Flying Squad I: An Organizational Development Program in Dance			31,620		80,210	40,355				44,300					196,485
2188	Dance - Supplementary Operating Funds Initiative					525,000	1,023,600	273,900		208,200	118,800					2,149,500
2201	Grants to Dance Professionals: Emerging/Mid-Career			3,000		122,000	83,000	4,000		7,000	108,337					327,337
2202	Grants to Dance Professionals: Established					92,000	13,000				75,000					180,000
2203	Production Project Grants in Dance				31,200	402,000	315,800		30,000	37,000	201,700				30,000	1,047,700





UNIT	PROGRAM	NL	PE	NS	NB	QC	ON	MB	SK	AB	BC	YT	NT	NU	FOREIGN	TOTAL
8131	Peter Dwyer Scholarships (National Theatre School)					10,000										10,000
8133	Theatre for Young Audience Prizes					15,000	15,000				15,000					45,000
8141	Saidye Bronfman Award					25,000										25,000
8142	Prix de Rome in Architecture					50,000	34,000									84,000
8143	Governor General's Awards in Visual and Media Arts					50,000	50,000			25,000	25,000			25,000		175,000
8161	Governor General's Literary Awards - Prizes			25,000	25,000	178,500	142,000	1,000		1,500	29,000				3,000	405,000
8166	CBC Literary Awards					36,000	6,000		4,000	6,000	8,000					60,000
<b>Equity</b>		\$0	\$0	\$51,400	\$0	\$234,000	\$980,850	\$31,400	\$0	\$19,000	\$554,500	\$0	\$0	\$3,998	\$0	\$1,875,148
0369	Capacity Building Grants for Culturally Diverse Arts Organizations			30,000		225,000	645,000	30,000		15,000	435,000					1,380,000
0372	Travel Grants to Stand Firm Participants (Culturally Diverse Arts Organizations)			1,400		6,500	750	1,400		4,000	21,500					35,550
0374	Intersectional Initiatives						500							3,998		4,498
0378	Creative Capacity Grants for Culturally Diverse Arts Organizations			20,000			332,100				97,000					449,100
0379	Professional Development Travel Grants for Culturally Diverse Artists (Pilot)					2,500	2,500				1,000					6,000
<b>Inter-Arts</b>		\$16,000	\$1,500	\$2,900	\$77,000	\$901,840	\$592,250	\$19,250	\$140,670	\$90,750	\$404,100	\$1,500	\$37,000	\$88,000	\$1,500	\$2,374,260
2921	Inter-Arts Program: Creation/Production Grants					12,000										12,000
2923	Inter-Arts Program: Travel Grants to Professional Artists	4,000	1,500			30,000	10,250	4,250	750	6,750	17,500	1,500		1,500		78,000
2925	Inter-Arts Program: Dissemination Grants				25,000		6,500									31,500
2926	Inter-Arts Program: Annual Funding Grants					240,000	38,000		45,000		20,000					343,000

UNIT	PROGRAM	NL	PE	NS	NB	QC	ON	MB	SK	AB	BC	YT	NT	NU	FOREIGN	TOTAL
2928	Visiting Foreign Artists Program (Pilot Program)			2,900		7,000					2,600					12,500
2930	Multidisciplinary Festivals Project Grants	12,000			28,000	60,000	57,000		35,000	40,000	77,000		17,000			326,000
2931	The Flying Squad					77,840			9,920							87,760
2932	Multidisciplinary ACCP - Artists and Community Collaboration Program						112,500	15,000		24,000	40,000			34,000		225,500
2934	Integrated Arts Program for Organizations: Creation/Production Project Grants					115,000	110,000		12,000	20,000	45,000			30,000		332,000
2935	Integrated Arts Program for Organizations: Dissemination, Support and Development Grants				24,000	143,000	165,000		3,000		99,000		20,000			454,000
2938	Integrated Arts Program for Organizations: Touring Grants					55,000								24,000		79,000
2939	Integrated Arts Program for Organizations: Artists and Community Collaboration					72,000	93,000		20,000		79,000					264,000
2988	Inter-Arts - Supplementary Operating Funds Initiative					90,000			15,000		24,000					129,000
	<b>Media Arts</b>	<b>\$391,865</b>	<b>\$93,850</b>	<b>\$360,050</b>	<b>\$182,400</b>	<b>\$5,182,500</b>	<b>\$4,221,450</b>	<b>\$695,601</b>	<b>\$346,800</b>	<b>\$594,250</b>	<b>\$1,856,618</b>	<b>\$61,750</b>	<b>\$34,630</b>	<b>\$138,400</b>	<b>\$195,000</b>	<b>\$14,355,164</b>
3070	Annual Assistance to Cinematheques					181,000	190,000				179,000					550,000
3204	Grants to Film and Video Artists	126,000		84,000		1,754,000	1,264,000	95,000	55,000	47,000	318,000				16,000	3,759,000
3207	Grants to Film and Video Artists - Production Grants										3,000					3,000
3209	Grants to New Media and Audio Artists: New Media Residencies														90,000	90,000
3215	Grants to New Media and Audio Artists - Production Grants	33,000				284,300	239,900		13,000		168,000				35,000	773,200

UNIT	PROGRAM	NL	PE	NS	NB	QC	ON	MB	SK	AB	BC	YT	NT	NU	FOREIGN	TOTAL
3220	Grants to New Media and Audio Artists - Research Grants					58,000	10,000	39,000			20,000				18,000	145,000
3225	Travel Grants to Media Artists	3,000		14,500	1,500	88,000	99,000	9,601	6,000	4,500	33,828	2,750			11,000	273,679
3226	Visiting Foreign Artists Program (Pilot Program)			1,500		4,700	5,500	1,500		1,500						14,700
3240	Aboriginal Media Arts Program					129,000	86,000	60,000		40,000	130,600			73,400		519,000
3252	Artists and Community Collaboration Program (ACCP)			20,000		60,000	98,100		15,400	20,000	49,000		20,000			282,500
3271	Annual Assistance for Programming			47,000		231,000	200,000	91,000	30,000	84,000	67,000					750,000
3273	Annual Assistance to Distribution Organizations					240,000	215,000	104,000			141,000					700,000
3275	Media Arts Commissioning Program				17,500	202,500	148,800									368,800
3278	Media Arts Project Grants	67,000	38,600	21,300	45,600	242,900	292,000	50,000	25,000	99,000	105,000	18,000		20,000	25,000	1,049,400
3285	Annual Assistance to Media Arts Production Organizations	70,000	40,000	122,000	40,000	837,000	510,000	118,000	108,000	223,000	301,000	26,000	13,500			2,408,500
3288	Media Arts - Supplementary Operating Funds Initiative	41,400	6,000	24,000	22,800	406,800	310,200	27,000	24,000	33,000	135,300	12,000		45,000		1,087,500
3290	Equipment Acquisition Assistance to Media Arts Production Organizations	11,750	9,250	25,750	10,000	112,500	67,250	22,500	17,500	42,250	27,500	3,000				349,250
3295	Organizational Development Grants				15,000	94,000	46,500	35,000	15,000		20,000					225,500
3300	Annual Assistance to Media Arts Festivals	30,000			30,000	211,000	418,700	25,000	31,500		129,200					875,400
3305	The Flying Squad	9,715				45,800	20,500	18,000	6,400		29,190		1,130			130,735
	<b>Music</b>	<b>\$324,000</b>	<b>\$96,060</b>	<b>\$968,750</b>	<b>\$111,900</b>	<b>\$8,935,327</b>	<b>\$12,614,176</b>	<b>\$1,399,790</b>	<b>\$348,500</b>	<b>\$2,872,010</b>	<b>\$5,962,525</b>	<b>\$44,100</b>	<b>\$26,750</b>	<b>\$0</b>	<b>\$257,650</b>	<b>\$33,961,538</b>
3550	Professional Choir Program			6,000		83,000	317,500	20,000		48,250	245,250					720,000
3560	New Music Program	38,000		33,000	12,500	621,800	977,500	40,000		29,300	251,800					2,003,900
3570	Grants for Specialized Music Sound Recording	8,500				327,500	368,100	6,000		21,000	259,900					991,000
3571	Grants for Specialized Music Distribution					82,500	166,800				20,700					270,000

UNIT	PROGRAM	NL	PE	NS	NB	QC	ON	MB	SK	AB	BC	YT	NT	NU	FOREIGN	TOTAL
3588	Music - Supplementary Operating Funds Initiative	72,000	9,000	114,000	12,000	1,579,000	2,785,000	168,000	39,000	556,800	1,233,300					6,568,100
3625	Concert Production and Rehearsal Program for Non-Classical and Chamber Classical Music			115,000		589,600	260,400	50,000			193,500					1,208,500
3626	Artists and Community Collaboration Program (ACCP)				6,500	43,500	81,000				24,000					155,000
3635	Grants to Professional Musicians (Individuals) - Classical Music of all World Cultures	20,000	9,000	12,500	4,000	413,000	196,500	6,000	3,000	67,000	131,500				31,000	893,500
3640	Grants to Professional Musicians (Individuals) - Non-Classical Music (Popular Traditions) of All World Cultures			18,500	7,400	302,400	357,300			24,000	149,400	8,600			39,500	907,100
3671	Residencies and Commissioning of Canadian Compositions	8,500		6,500		305,200	248,425	7,600		64,500	113,950				82,200	836,875
3710	Travel Grants to Professional Musicians			1,750	2,500	64,477	43,000	2,000	1,000	13,000	30,500				4,750	162,977
3730	Professional Orchestra Program	72,000	15,000	567,000	33,000	2,856,000	3,203,000	864,500	267,000	1,361,000	1,549,500					10,788,000
3740	Opera/Music Theatre Program				16,500	872,000	2,544,000	152,000		565,000	728,000					4,877,500
3745	Music Festivals Programming Project Grants	7,000		14,500	14,500	97,500	129,500			13,000	97,500		17,000			390,500
3753	Music Touring Grants	34,500	56,500	16,000		233,100	385,500	12,700		45,500	590,015	17,300			81,500	1,472,615
3754	Music Festival Travel Grants	5,000	2,500	7,900		36,800	52,000	2,100	5,500	5,800	36,600	4,500			700	159,400
3758	Visiting Foreign Artists Program (Pilot Program)			2,000		6,500	3,500				3,000					15,000
3759	International Touring Assistance in Music (Pilot Project)	10,000		21,700		214,900	203,200			29,300	151,600				10,000	640,700
3760	Career Development Program			14,000	3,000	101,600	118,400	13,000		22,500	93,000	13,700			8,000	387,200
3765	Aboriginal Peoples Music Program	30,000				10,000	81,200	40,000	29,000		32,750		8,500			231,450
3766	Aboriginal Peoples Travel Grants	2,500					5,900	5,700	1,500	4,000			1,250			20,850
3775	The Flying Squad: Music Organizational Assistance Program	16,000	4,060	18,400		94,950	86,451	10,190	2,500	2,060	26,760					261,371

UNIT	PROGRAM	NL	PE	NS	NB	QC	ON	MB	SK	AB	BC	YT	NT	NU	FOREIGN	TOTAL
	Theatre	\$535,750	\$3,000	\$1,093,500	\$552,950	\$9,678,870	\$9,626,893	\$1,166,557	\$745,245	\$2,336,900	\$3,085,895	\$142,750	\$0	\$75,000	\$93,541	\$29,136,851
4540	Operating Grants to Professional Theatre Organizations	385,500		693,000	419,000	5,895,200	6,032,250	840,500	576,000	1,560,500	2,047,800	57,000				18,506,750
4545	Theatre Production Project Grants: Established Artists' Development/ Production			67,000	14,000	431,500	250,500	38,000	12,500	42,000	134,000	11,000				1,000,500
4570	Grants to Theatre Artists	31,500		49,000	28,500	252,500	268,000	32,000	6,500	18,000	101,500	6,500				794,000
4573	Travel Grants to Theatre Artists			2,500		54,500	43,500	1,250	1,500	3,250	14,000	2,250			3,500	126,250
4582	Theatre Production Project Grants: Emerging Artists' Development/ Production	45,500		23,000		181,000	107,000			48,000	54,500			15,000		474,000
4583	Artists and Community Collaboration Program (ACCP)	18,000				58,000	64,500				35,000	20,500				196,000
4585	Developmental Support to Aboriginal Theatre Organizations	17,500		10,000		20,000	80,000		55,000		82,500	20,000		20,000		305,000
4588	Theatre - Supplementary Operating Funds Initiative	34,500		167,500	43,200	1,557,040	1,902,600	196,000	81,000	545,400	432,000	24,000				4,983,240
4600	Theatre Touring and Special Initiatives Program			45,000		401,500	428,500	32,000		55,500	90,500			40,000		1,093,000
4615	Travel Assistance for Theatre Artistic Directors, Administrators and Presenters	750		9,000	1,750	9,750	18,500	4,950	3,000	7,750	18,950	1,500				75,900
4620	The Flying Squad		3,000	10,000		57,580	111,600	7,320	7,590	14,000	40,300					251,390
4625	Theatre Presenting Program - Festival Co-production Assistance					20,000	70,000				25,000					115,000
4630	Theatre International Program	2,500		17,500	35,000	670,300	235,700	10,000		42,500	3,500					1,017,000
4650	Grants for the Translation of Canadian Theatre Works					14,460	7,516		2,155		4,345				25,966	54,442
4651	Visiting Foreign Artists Program (Pilot Program)					8,500	4,000	2,500			2,000					17,000

UNIT	PROGRAM	NL	PE	NS	NB	QC	ON	MB	SK	AB	BC	YT	NT	NU	FOREIGN	TOTAL
4655	Commission internationale du théâtre francophone (CITF)				11,500	47,040	2,727	2,037							64,075	127,379
<b>Visual Arts</b>		<b>\$252,100</b>	<b>\$165,000</b>	<b>\$872,110</b>	<b>\$513,900</b>	<b>\$6,257,820</b>	<b>\$6,783,090</b>	<b>\$893,750</b>	<b>\$995,937</b>	<b>\$1,185,100</b>	<b>\$3,552,250</b>	<b>\$74,200</b>	<b>\$27,500</b>	<b>\$12,500</b>	<b>\$116,250</b>	<b>\$21,701,507</b>
5526	Assistance to Art Museums and Public Galleries	90,000	120,000	345,000	130,000	1,406,000	2,126,000	270,000	500,000	490,000	1,290,000	33,000				6,800,000
5528	Support to National Visual Arts Service Organizations				55,000	215,000	220,000									490,000
5540	Assistance to Artist-Run Centres	55,000		97,000	138,000	1,032,000	975,000	95,000	220,000	180,000	487,000					3,279,000
5588	Visual Arts - Supplementary Operating Funds Initiative	34,800	21,000	130,800	77,400	848,400	750,000	162,000	114,000	174,600	466,200	9,000				2,788,200
5625	Assistance to Contemporary Fine Craft Artists and Curators			19,500		117,000	71,500	40,000	11,000	9,000	57,000					325,000
5660	Grants to Professional Independent Critics and Curators					81,500	34,500	15,000			54,000					185,000
5731	Assistance to Visual Artists - Project grants			38,000	9,500	1,149,000	774,640	149,500	19,000	104,400	550,200	20,000			52,000	2,866,240
5732	Assistance to Visual Artists - Long-Term Grants	40,000		160,000		440,000	400,000	40,000		40,000	160,000				40,000	1,320,000
5737	International Residencies Program in Visual Arts					92,800	114,000			21,000	51,800				21,000	300,600
5760	Travel Grants to Professional Artists		1,000	13,500	3,500	43,500	39,750	5,500	6,137	9,500	28,250	2,500	2,500	12,500	3,250	171,387
5781	Acquisition Assistance for Art Museums and Public Galleries	10,000	12,000	38,700	16,500	81,100	191,600	30,000	23,000	27,000	88,500					518,400
5782	Assistance to Professional Canadian Contemporary Art Dealers					74,000	90,000				36,000					200,000
5804	Major International Exhibitions					175,000	96,000				55,000					326,000
5805	Project Grants for Organizations in the Visual Arts	22,300		8,300	61,500	195,400	512,800	28,200	34,000	91,600	56,000	9,700				1,019,800
5806	Visiting Foreign Artists Program (Pilot Programme)		3,000			13,000	3,000	1,000	3,000	3,000	2,500					28,500

UNIT	PROGRAM	NL	PE	NS	NB	QC	ON	MB	SK	AB	BC	YT	NT	NU	FOREIGN	TOTAL
5807	Artists and the Community Collaboration Program (ACCP)		8,000			5,000	45,900	23,300	35,800		7,500					125,500
5825	Assistance to Aboriginal Curators for Residencies in Visual Arts						68,000		30,000							98,000
5828	Aboriginal Traditional Visual Art Forms Program for Individuals			20,000	20,000	8,000	20,000				40,000		25,000			133,000
5829	Aboriginal Traditional Visual Art Forms Program for Organizations					20,000	38,900	19,700								78,600
5830	Assistance to Culturally Diverse Curators for Residencies in Visual Arts						70,000									70,000
5841	Assistance to Practitioners, Critics and Curators in Architecture					51,500	71,000				27,500					150,000
5842	Assistance for the Promotion of Architecture					125,500	55,500			25,000	79,000					285,000
5845	The Flying Squad			1,310	2,500	84,120	15,000	14,550		10,000	15,800					143,280
<b>Writing and Publishing</b>		<b>\$197,610</b>	<b>\$57,023</b>	<b>\$621,202</b>	<b>\$496,220</b>	<b>\$8,810,097</b>	<b>\$8,185,117</b>	<b>\$794,600</b>	<b>\$513,650</b>	<b>\$734,990</b>	<b>\$3,202,894</b>	<b>\$52,820</b>	<b>\$37,500</b>	<b>\$20,000</b>	<b>\$434,500</b>	<b>\$24,158,223</b>
6025	Book Publishing Support - Emerging Publisher Grants				17,500	195,000	70,000		10,000	25,000	32,500					350,000
6030	Book Publishing Support - Block Grants	79,600	21,600	246,100	174,000	3,199,575	2,568,200	285,700	156,000	241,000	1,053,900					8,025,675
6035	Book Publishing Support - Translation Grants			1,900	6,700	577,900	111,200				29,200					726,900
6045	International Translation Grants														343,800	343,800
6046	Visiting Foreign Artists Program (Pilot Program)				2,300	8,700					4,000					15,000
6055	Book Publishing Support - Author Promotion Tours	2,500	1,000	7,800	14,700	124,900	144,600	12,800	10,200	11,000	48,900					378,400
6058	Book Publishing Support - Grants for Art Books					45,000	42,600				85,000					172,600

UNIT	PROGRAM	NL	PE	NS	NB	QC	ON	MB	SK	AB	BC	YT	NT	NU	FOREIGN	TOTAL
6075	Grants to Literary and Art Magazines			13,200	32,800	837,100	1,143,300	132,100	63,500	90,800	349,100					2,661,900
6088	Writing & Publishing - Supplementary Operating Funds Initiative	6,000	6,000	45,000	56,700	827,880	960,300	56,700	24,000	39,180	272,700					2,294,460
6090	Literary Readings and Festivals	25,010	5,923	25,502	81,520	374,590	497,440	44,200	56,950	64,310	147,144	5,820	11,500			1,339,909
6091	Author Residencies	9,000			20,000	40,000	118,700			12,000	48,000					247,700
6133	Grants to Professional Writers - Creative Writing	49,000	20,000	123,000	50,000	1,345,000	1,155,000	175,000	104,000	101,000	817,000	27,000			85,000	4,051,000
6235	Travel Grants to Professional Writers		2,500	4,500	4,000	26,952	56,177		3,000	9,000	9,750				1,500	117,379
6240	Grants to Aboriginal Writers, Storytellers and Publishers					50,000	135,300	35,100	17,400	27,500	80,400		20,000	10,000	4,200	379,900
6245	Spoken Word and Storytelling Program	23,000		23,100	13,700	243,800	148,300	8,500		54,700	47,300	20,000	6,000	10,000		598,400
6290	Co-operative Projects in Writing and Publishing	3,500		112,100	22,300	848,500	964,000	44,500	53,600	44,500	158,000					2,251,000
6291	Artists and Community Collaboration Program (ACCP)			19,000		52,000			15,000	15,000	20,000					121,000
6292	The Flying Squad: Assistance Program for Literary and Art Magazines					13,200	70,000									83,200
	<b>Grant Program Totals</b>	<b>\$1,753,580</b>	<b>\$423,933</b>	<b>\$4,289,679</b>	<b>\$2,144,875</b>	<b>\$47,820,618</b>	<b>\$50,961,488</b>	<b>\$6,707,026</b>	<b>\$3,182,852</b>	<b>\$10,490,767</b>	<b>\$22,562,270</b>	<b>\$453,555</b>	<b>\$232,040</b>	<b>\$506,898</b>	<b>\$1,274,026</b>	<b>\$152,803,607</b>
	<b>Public Lending Right</b>	<b>\$98,504</b>	<b>\$32,120</b>	<b>\$236,784</b>	<b>\$159,959</b>	<b>\$3,543,288</b>	<b>\$2,806,560</b>	<b>\$173,446</b>	<b>\$167,769</b>	<b>\$395,403</b>	<b>\$1,183,057</b>	<b>\$7,941</b>	<b>\$4,472</b>	<b>\$1,869</b>	<b>\$303,921</b>	<b>\$9,115,095</b>
	Public Lending Right Program	98,504	32,120	236,784	159,959	3,543,288	2,806,560	173,446	167,769	395,403	1,183,057	7,941	4,472	1,869	303,921	9,115,095
	<b>Totals (including PLR Program)</b>	<b>\$1,852,084</b>	<b>\$456,053</b>	<b>\$4,526,463</b>	<b>\$2,304,834</b>	<b>\$51,363,906</b>	<b>\$53,768,048</b>	<b>\$6,880,472</b>	<b>\$3,350,621</b>	<b>\$10,886,170</b>	<b>\$23,745,327</b>	<b>\$461,496</b>	<b>\$236,512</b>	<b>\$508,767</b>	<b>\$1,577,947</b>	<b>\$161,918,702</b>
	<b>Canadian Commission for UNESCO</b>	<b>\$0</b>	<b>\$0</b>	<b>\$0</b>	<b>\$0</b>	<b>\$23,800</b>	<b>\$39,195</b>	<b>\$4,750</b>	<b>\$0</b>	<b>\$4,000</b>	<b>\$5,000</b>	<b>\$0</b>	<b>\$0</b>	<b>\$0</b>	<b>\$0</b>	<b>\$76,745</b>
6520	General Program Fund					23,800	39,195	4,750		4,000	5,000					76,745
	<b>Special Funds</b>	<b>\$4,000</b>	<b>\$0</b>	<b>\$122,000</b>	<b>\$0</b>	<b>\$317,371</b>	<b>\$1,432,651</b>	<b>\$100,000</b>	<b>\$0</b>	<b>\$84,140</b>	<b>\$474,500</b>	<b>\$0</b>	<b>\$0</b>	<b>\$0</b>	<b>\$88,000</b>	<b>\$2,622,662</b>
0218	Japan-Canada					6,600	12,500				12,000					31,100



UNIT	PROGRAM	NL	PE	NS	NB	QC	ON	MB	SK	AB	BC	YT	NT	NU	FOREIGN	TOTAL
7000	Killam Research Fellowships (Social Sciences and Humanities)					158,920	350,000			4,140	140,000					653,060
7025	Killam Research Fellowships (Natural Sciences)			70,000		79,851	420,000			70,000	140,000					779,851
7050	Killam Prizes						300,000	100,000			100,000					500,000
7525	Coburn Fellowships						20,000									20,000
7550	The Duke and Duchess of York Prize in Photography														8,000	8,000
7575	Jean A. Chalmers Fund for the Crafts	4,000		7,000			15,000				4,000					30,000
7580	Joan Lowndes Award										3,500					3,500
7600	Joseph S. Stauffer Prizes					10,000					5,000					15,000
7625	Canada Council for the Arts Molson Prizes						100,000									100,000
7675	Victor Martyn Lynch-Staunton Awards			15,000		30,000	30,000				45,000					120,000
7676	John Hobday Awards in Arts Management						20,000									20,000
7700	Vida Peene Awards						79,151									79,151
7725	J. B.C. Watkins Award					25,000	25,000			10,000	25,000				5,000	90,000
7775	John Stephen Hirsch Prize					6,000	6,000									12,000
7800	John G. Diefenbaker Award														75,000	75,000
7875	Jean-Marie Beaudet Award in Orchestra Conducting					1,000										1,000
7925	York Wilson Endowment Award			30,000												30,000
7926	Bernard Diamant Scholarship						5,000									5,000
7927	Walter Carsen Prize for Excellence in the Performing Arts						50,000									50,000
<b>Grand Totals</b> (including Public Lending Right Program, Canadian Commission for UNESCO and Special Funds)		<b>\$1,856,084</b>	<b>\$456,053</b>	<b>\$4,648,463</b>	<b>\$2,304,834</b>	<b>\$51,705,077</b>	<b>\$55,239,894</b>	<b>\$6,985,222</b>	<b>\$3,350,621</b>	<b>\$10,974,310</b>	<b>\$24,224,827</b>	<b>\$461,496</b>	<b>\$236,512</b>	<b>\$508,767</b>	<b>\$1,665,947</b>	<b>\$164,618,109</b>

\*Includes grants and prizes but excludes Art Bank purchases. The first Grand Total includes payments made to authors through PLR. The Grand Total includes Special Funds.

*Canada Council peer assessors by province and language*

- 771 Canadian artists served as peer assessors in 2007-08. 539 or 66.9% of all peer assessors are Anglophone and 232 or 30.1% are Francophone. There were 47 Francophone peer assessors from outside Quebec and 52 Anglophone peer assessors in Quebec.

Table 9: Peer assessors by province and territory, 2007-08 <sup>1</sup>		
	Total	% Total
<b>NEWFOUNDLAND/LABRADOR</b>	<b>22</b>	<b>100.0%</b>
Anglophone	22	100.0%
Francophone	0	0.0%
<b>PRINCE EDWARD ISLAND</b>	<b>4</b>	<b>100.0%</b>
Anglophone	2	50.0%
Francophone	2	50.0%
<b>NOVA SCOTIA</b>	<b>41</b>	<b>100.0%</b>
Anglophone	39	95.1%
Francophone	2	4.9%
<b>NEW BRUNSWICK</b>	<b>23</b>	<b>100.0%</b>
Anglophone	14	60.9%
Francophone	9	39.1%
<b>QUEBEC</b>	<b>235</b>	<b>100.0%</b>
Anglophone	52	22.1%
Francophone	183	77.9%
<b>ONTARIO</b>	<b>209</b>	<b>100.0%</b>
Anglophone	188	90.0%
Francophone	21	10.0%
<b>MANITOBA</b>	<b>24</b>	<b>100.0%</b>
Anglophone	24	100.0%
Francophone	0	0.0%
<b>SASKATCHEWAN</b>	<b>21</b>	<b>100.0%</b>
Anglophone	19	90.5%
Francophone	2	9.5%
<b>ALBERTA</b>	<b>69</b>	<b>100.0%</b>
Anglophone	61	88.4%
Francophone	8	11.6%
<b>BRITISH COLUMBIA</b>	<b>116</b>	<b>100.0%</b>
Anglophone	113	97.4%
Francophone	3	2.6%
<b>YUKON</b>	<b>0</b>	<b>100.0%</b>
<b>NORTHWEST TERRITORIES</b>	<b>2</b>	<b>100.0%</b>
Anglophone	2	100.0%
Francophone	0	0.0%

<sup>1</sup> Excludes Special Funds.

Table 9: Peer assessors by province and territory, 2007-08

	Total	% Total
<b>NUNAVUT</b>	<b>0</b>	<b>100.0%</b>
<b>OUTSIDE CANADA</b>	<b>5</b>	<b>100.0%</b>
Anglophone	3	60.0%
Francophone	2	40.0%
<b>CANADA (Excluding Foreign)</b>	<b>766</b>	<b>100.0%</b>
Anglophone	536	70.0%
Francophone	230	30.0%
<b>TOTAL (Including Foreign)</b>	<b>771</b>	<b>100.0%</b>
Anglophone	539	69.9%
Francophone	232	30.1%
<b>FRANCOPHONE ASSESSORS (CANADA)</b>	<b>230</b>	<b>100.0%</b>
Quebec	183	79.6%
Canada outside Quebec	47	20.4%
<b>Francophone assessors as a % of Canada</b>	<b>N/A</b>	<b>30.0%</b>
Quebec	N/A	23.9%
Canada outside Quebec	N/A	6.1%
<b>Official language minority assessors a % of Canada</b>	<b>99</b>	<b>12.9%</b>
Francophones outside Quebec	47	6.1%
Anglophones in Quebec	52	6.8%
<b>Official language minority populations as % of Canada<sup>2</sup></b>	<b>1,906,605</b>	<b>6.4%</b>
Francophones outside Quebec	987,650	3.3%
Anglophones in Quebec	918,955	3.1%

<sup>2</sup> Canadian population equaled 29,639,030.

Source:

Statistics Canada: Canada's National Statistical Agency, "Language Composition Highlight Tables," Dec. 2002, <http://www.statcan.ca/bsolc/english/bsolc/catno=97F0024XIE2001003>