



**Canada Council for the Arts
Funding to artists and
arts organizations
2006-07**

National Overview

The Canada Council for the Arts is 50
Le Conseil des Arts du Canada a 50 ans



Canada Council
for the Arts

Conseil des Arts
du Canada

For more information or additional copies of this document, please contact:



**Canada Council
for the Arts** **Conseil des Arts
du Canada**

Research Unit
350 Albert Street. P.O. Box 1047
Ottawa ON Canada K1P 5V8
(613) 566-4414 / (800) 263-5588 ext. 4526
research@canadacouncil.ca
Fax (613) 566-4430
www.canadacouncil.ca

Or download a copy at: http://www.canadacouncil.ca/publications_e

This publication is a companion piece to the Annual Report of the Canada Council for the Arts 2006-07.
www.canadacouncil.ca/annualreports

Publication aussi offerte en français

Table of Contents

1.0	Introduction.....	1
2.0	Overview of Canada Council funding to artists and arts organizations, 2006-07	3
3.0	Statistical highlights about the arts in Canada	4
4.0	Support to Aboriginal artists and arts organizations.....	10
5.0	Support to culturally diverse artists and arts organizations.....	13
6.0	Support to arts organizations and artists producing or creating work for young audiences....	17
7.0	Detailed tables of Canada Council funding.....	20

List of Figures and Tables

Figure 1:	Map of Canada: Total funding, 2006-07	6
Figure 2:	Map of Canada: Distribution of funding, 2006-07	7
Figure 3:	Map of Canada: Distribution of peer assessors and professional artists, 2006-07	8
Figure 4:	Map of Canada: Public Lending Right Commission, 2006-07	9
Table 1:	Aboriginal arts organizations that received grants from the Canada Council in 2006-07 ...	10
Table 2:	Culturally diverse arts organizations that received grants from the Canada Council in 2006-07	13
Table 3:	Young audience arts organizations that received grants from the Canada Council in 2006-07	17
Table 4:	Parliamentary appropriation and Canada Council arts funding, 1957-58 to 2006-07	20
Table 5:	Canada Council for the Arts grants by province and territory, 2006-07: Comparison with population, artists, grant applications and peer committee members (assessors)	22
Table 6:	Five-year breakdown of grants by discipline, 2002-03 to 2006-07	23
Table 7:	Five-year breakdown of grants by province and territory, 2002-03 to 2006-07	24
Table 8:	Grants by program and province or territory, 2006-07	25
Table 9:	Peer assessors by province or territory and language, 2006-07	38

1.0 Introduction

Funding to Artists and Arts Organizations: National Overview, Provincial and Territorial Profiles is published annually and prepared by the Research Unit of the Canada Council for the Arts. This report is a companion piece to the *Annual Report 2006-07* of the Canada Council for the Arts, providing detailed information on the Canada Council's funding activities at the national level and in all provinces and territories.

The Canada Council for the Arts reports to Parliament through the Minister of Canadian Heritage. Its annual appropriation from Parliament is supplemented by endowment income, donations and bequests. The Canada Council is called from time to time to appear before parliamentary committees, particularly the House of Commons Standing Committee on Canadian Heritage. Its accounts are audited by the Auditor General of Canada and included in an Annual Report to Parliament.

In 2006-07, the Canada Council awarded 6,634 grants to artists and arts organizations in hundreds of communities across Canada. It also made payments to 15,417 authors through the Public Lending Right Commission. Grants, payments and awards totalled \$152.6 million.

The Canada Council evaluates all applications on the basis of artistic merit and according to the published criteria for each program. With some exceptions, applications are reviewed by peer assessment committees.

Peer assessment committee members are specialists in a particular field and reflect a broad range of artistic practices. For example, dancers will be assessed by other dancers, choreographers and artistic directors; musicians will evaluate the submissions of musicians; and so on. In addition to being peers of the applicants, the committee members are chosen to ensure fair representation of both official languages, gender, Aboriginal peoples, regional and cultural diversity, and genres of expression within the artistic discipline.

While funding is not allocated on a provincial or regional basis, there is generally a correlation between the percentage of applications from a given province, region or community (including the arts organizations located there) and the percentage of funding awarded.

Purpose of this report

In the 50 years since the creation of the Canada Council, the arts in Canada have undergone significant changes: the number of professional artists and arts organizations has grown significantly in all artistic disciplines; the scope of their activities has broadened, new art forms have emerged, and the demographics of both artists and arts audiences have changed to reflect the demographics of the Canadian population as a whole.

As the arts have evolved, so has the Canada Council. While remaining true to the mission established for it in the Canada Council Act -- "to foster and promote the study and enjoyment of, and the production of works in, the arts" -- the Council has adapted its programs and activities to reflect the changing needs of artists, arts organizations and by extension, arts audiences and the Canadian public at large.

With that in mind, *Funding to Artists and Arts Organizations: National Overview, Provincial and Territorial Profiles* provides more than just a statistical analysis of grants awarded by the Canada Council in a given 12-month period; it also highlights the diversity and dynamism of the professional arts in Canada today, in literally hundreds of communities across the country.

This report serves as a research tool to help readers answer questions such as:

- How many grants were awarded?
- What is the distribution of funding by province, territory and artistic discipline?
- What are some of the statistical highlights about the arts in all provinces and territories?
- Which artists and arts organizations received Canada Council grants or prizes in 2006-07, and where do they come from?
- How many artists and arts organizations applied for Canada Council grants?
- What kinds of arts activities were funded by the Canada Council in 2006-07?
- How many peer assessors served on peer assessment committees?
- How does arts and culture funding from all three levels of government vary from province to province?

Cautionary notes and considerations for readers

1. Total grant figures may not add due to rounding.
2. Figures are compiled from a “live” system that reflect ongoing changes to the state of individual grants, including grant adjustments, grant cancellations, and declined grants. As a result, grant totals on these tables may vary slightly from grant totals appearing on other tables produced at an earlier or later date.
3. Figures for the most part include funding to artists and arts organizations outside of Canada (e.g. international translation grants to foreign publishers). However, in a few cases totals are only for within Canada as noted.
4. In some cases figures exclude special funds, PLR and/or UNESCO.
5. Readers are strongly encouraged to refer to the footnotes for the figures and tables presented in this report.

2.0 Overview of Canada Council funding, 2006-07¹

- In 2006-07, the Canada Council for the Arts provided grants totaling over \$140.8 million to individual artists and arts organizations. A total of \$21.2 million (2,204 grants) was awarded to individual artists and \$119.6 million (4,430 grants) to arts organizations in 2006-07.
- In addition to grants, over \$9 million in payments was provided to 15,417 authors through the Public Lending Right program, as well as \$2.7 million in special funds (see Table 8: Grants by Program and Province or Territory) in 2006-07.² This brings the total amount of Canada Council funding to \$ 152.6 million.
- The Canada Council's parliamentary appropriation in 2006-07 was \$172.5 million while the Canada Council's budget as percentage of total federal government spending was 0.08%.
- Grants were awarded to artists and arts organizations in Canada in dance, inter-arts, media arts, music, theatre, visual arts and writing and publishing. In 2006-07, the largest amount of funding went to music (\$26.9 million), followed closely by theatre (\$23.7 million) and writing and publishing (\$22.0 million).
- Of the 15,663 grant applications that were submitted to the Canada Council in 2006-07, 8,319 were from individual artists and 7,344 were from arts organizations. The total number of grants awarded to artists and arts organizations by the Canada Council to in 2006-07 is 6,634.
- Funding to artists and arts organizations in Ontario totaled \$51.7 million, comprising 33.9% of the total funding by the Canada Council. Quebec received \$48.7 million in funding, representing 31.9% of total funding.
- As a result of the increase to the Canada Council's parliamentary appropriation (for the fiscal years 2006-07 and 2007-08) announced in the federal budget of May 2006, 561 arts organizations in Canada received \$33 million over a two year period as part of the Supplementary Operating Funds Initiative.
- In 2006-07, 778 artists and arts professionals served as peer assessors, of which 33.7% were Francophone, and 66.3% were Anglophone. 32.5% of peer assessors were from Quebec, 25.7% were from Ontario and 14.2% were from British Columbia.
- The annual cost of the Canada Council per Canadian in 2006-07 was \$5.29.

¹ Sources:

"Artists in Canada's Provinces, Territories and Metropolitan Areas, A Statistical Analysis Based on the 2001 Census," Oct. 2004, [Hill Strategies Research Inc., Statistical Insights on the Arts](http://www.canadacouncil.ca/publications_e/research/art_cult_hr/hm12742770317789375.htm), <http://www.canadacouncil.ca/publications_e/research/art_cult_hr/hm12742770317789375.htm>.

"Population and Dwelling Counts, for Canada Provinces and Territories, 2006 and 2001 Censuses - 100% Data," 13 Mar. 2007, [Statistics Canada: Canada's National Statistical Agency](http://www12.statcan.ca/english/census06/data/popdwel/Table.cfm?T=101), <<http://www12.statcan.ca/english/census06/data/popdwel/Table.cfm?T=101>>.

² The Public Lending Right Program provides payments to authors whose books are held in selected Canadian libraries.

3.0 Statistical highlights about the arts in Canada³

- The Federal government's investment in arts and culture in 2003-04 was \$3.5 billion. Investment by all three levels of government in 2003-04 was \$7.7 billion. Arts and culture received 1.9% of total federal government spending in 2003-04.
- In 2001, 130,695 artists represented 0.8% of the overall labour force in Canada while 600,000 people were employed in arts and culture.
- In Canada, the number of artists grew by 29% between 1991 and 2001, close to three times the rate of growth of the overall labour force (10%). In terms of the absolute number of artists, the City of Toronto has about twice as many artists (21,000) as the City of Montreal (10,100), with Vancouver (7,300) having the third-highest number of artists.
- In eight large Canadian cities, the growth in the arts labour force was at least ten times the growth in the overall labour force between 1991 and 2001. Some of these cities include Niagara Falls (65%), St. John's (52%), Toronto (35%), Verdun (33%) and Regina (13%).
- Vancouver has the highest concentration of artists among large Canadian cities. In fact, three of the four cities with the highest artistic concentrations are in British Columbia – Vancouver (2.4%), Victoria (2.0%) and North Vancouver District Municipality (1.8%).
- Cape Dorset, Nunavut, is the most artistic municipality in Canada, with almost one in four labour force workers in the arts. The artistic concentration in Cape Dorset (23%) is almost 10 times the artistic concentration in Vancouver (2.4%) and almost 30 times the national average (0.8%).
- Among large Canadian cities, the highest absolute levels of artists' earnings in 2001 were in Toronto (\$34,100), North Vancouver District Municipality (\$33,700), Ajax (\$31,800), Pickering (\$31,000), Ottawa (\$29,700) and Vancouver (\$29,400). In 2001, the average annual income of artists in Canada was \$23,500.
- Canadians spent \$25.1 billion on cultural goods and services in 2005, or 3.1% of total consumer spending in the country. In other words, spending on cultural goods and services amounts to roughly \$1 for every \$30 spent on all goods and services in Canada. On a per capita basis, cultural spending amounts to \$821 for every Canadian resident.

³ Sources :

"Artists in Canada's Provinces, Territories and Metropolitan Areas, A Statistical Analysis Based on the 2001 Census," Oct. 2004, [Hill Strategies Research Inc., Statistical Insights on the Arts](http://www.canadacouncil.ca/publications_e/research/art_cult_hr/hm127427770317789375.htm), <http://www.canadacouncil.ca/publications_e/research/art_cult_hr/hm127427770317789375.htm>.

"Consumer Spending on Culture in Canada, the Provinces and 15 Metropolitan Areas in 2005," [Hill Strategies Research Inc., Statistical Insights on the Arts](http://www.hillstrategies.com), Vol. 5 No. 3, Feb. 2007.

"Culture, Tourism and the Centre for Education Statistics - Research Papers." 30 Aug. 2007 [Statistics Canada: Canada's National Statistical Agency](http://www.statcan.ca/bsolc/english/bsolc?catno=81-595-M) <<http://www.statcan.ca/bsolc/english/bsolc?catno=81-595-M>>.

"Artists in Large Canadian Cities," [Hill Strategies Research Inc., Statistical Insights on the Arts](http://www.hillstrategies.com), Vol. 4 No. 4, Mar. 2006.

This report provides an analysis of artists residing in 92 large municipalities across Canada. "Large municipalities" are defined as those cities with at least 50,000 residents in 2001.

- Spending on cultural goods and services grew by 48% between 1997 and 2005, much higher than the 18% rise in the Consumer Price Index during the same period. After adjusting for inflation, cultural spending increased by 25% between 1997 and 2005, over three times the 8% growth in the Canadian population.
- In 2003, culture industries contributed an estimated \$43.2 billion to the Canadian economy, accounting for approximately 3.8% of Canada's gross domestic product (GDP).



Canada Council
for the Arts

Conseil des Arts
du Canada

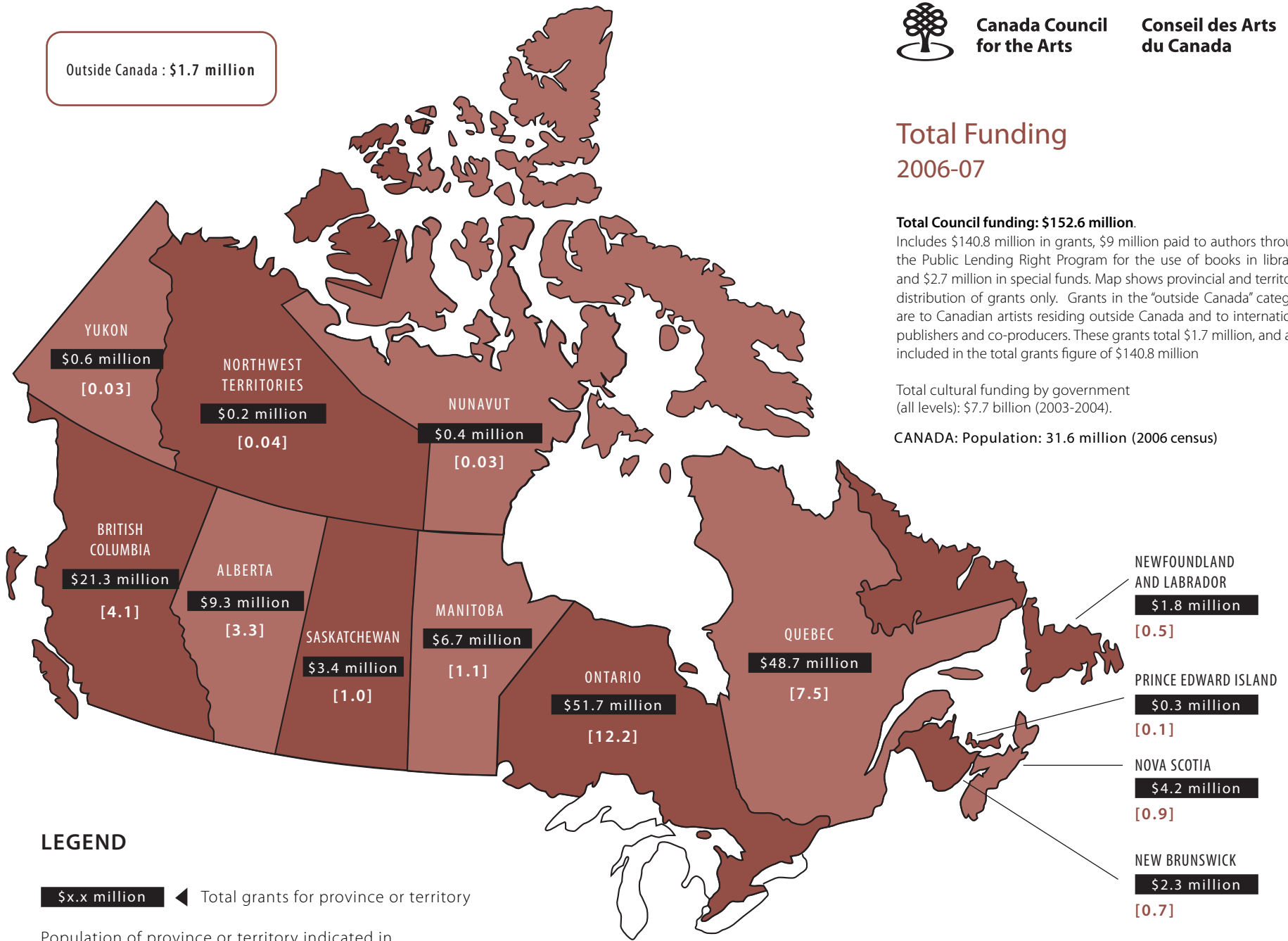
Total Funding 2006-07

Total Council funding: \$152.6 million.

Includes \$140.8 million in grants, \$9 million paid to authors through the Public Lending Right Program for the use of books in libraries and \$2.7 million in special funds. Map shows provincial and territorial distribution of grants only. Grants in the "outside Canada" category are to Canadian artists residing outside Canada and to international publishers and co-producers. These grants total \$1.7 million, and are included in the total grants figure of \$140.8 million

Total cultural funding by government
(all levels): \$7.7 billion (2003-2004).

CANADA: Population: 31.6 million (2006 census)



LEGEND

\$x.x million ◀ Total grants for province or territory

Population of province or territory indicated in square brackets (in millions)



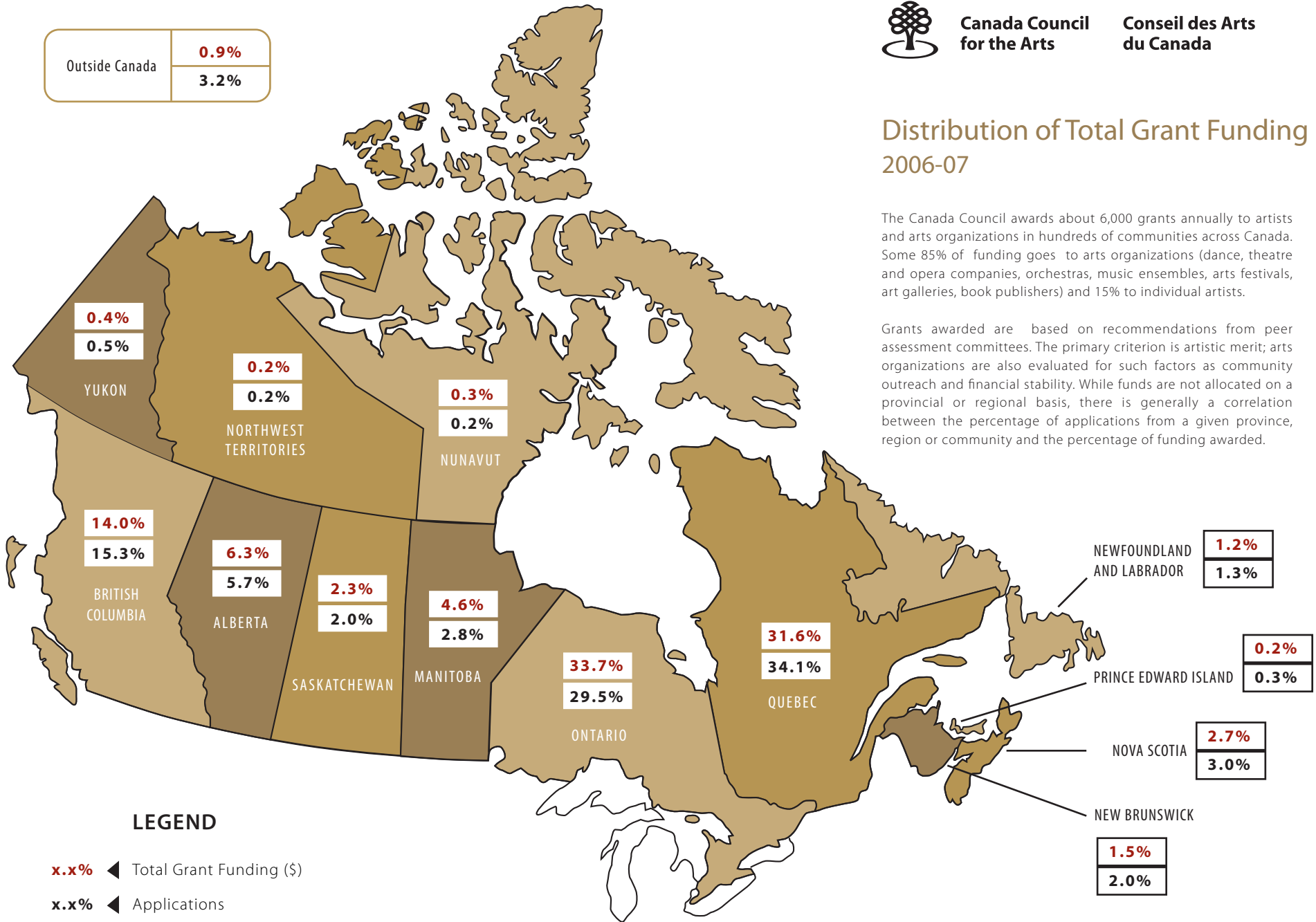
Canada Council
for the Arts

Conseil des Arts
du Canada

Distribution of Total Grant Funding 2006-07

The Canada Council awards about 6,000 grants annually to artists and arts organizations in hundreds of communities across Canada. Some 85% of funding goes to arts organizations (dance, theatre and opera companies, orchestras, music ensembles, arts festivals, art galleries, book publishers) and 15% to individual artists.

Grants awarded are based on recommendations from peer assessment committees. The primary criterion is artistic merit; arts organizations are also evaluated for such factors as community outreach and financial stability. While funds are not allocated on a provincial or regional basis, there is generally a correlation between the percentage of applications from a given province, region or community and the percentage of funding awarded.



LEGEND

x.x% ◀ Total Grant Funding (\$)

x.x% ◀ Applications



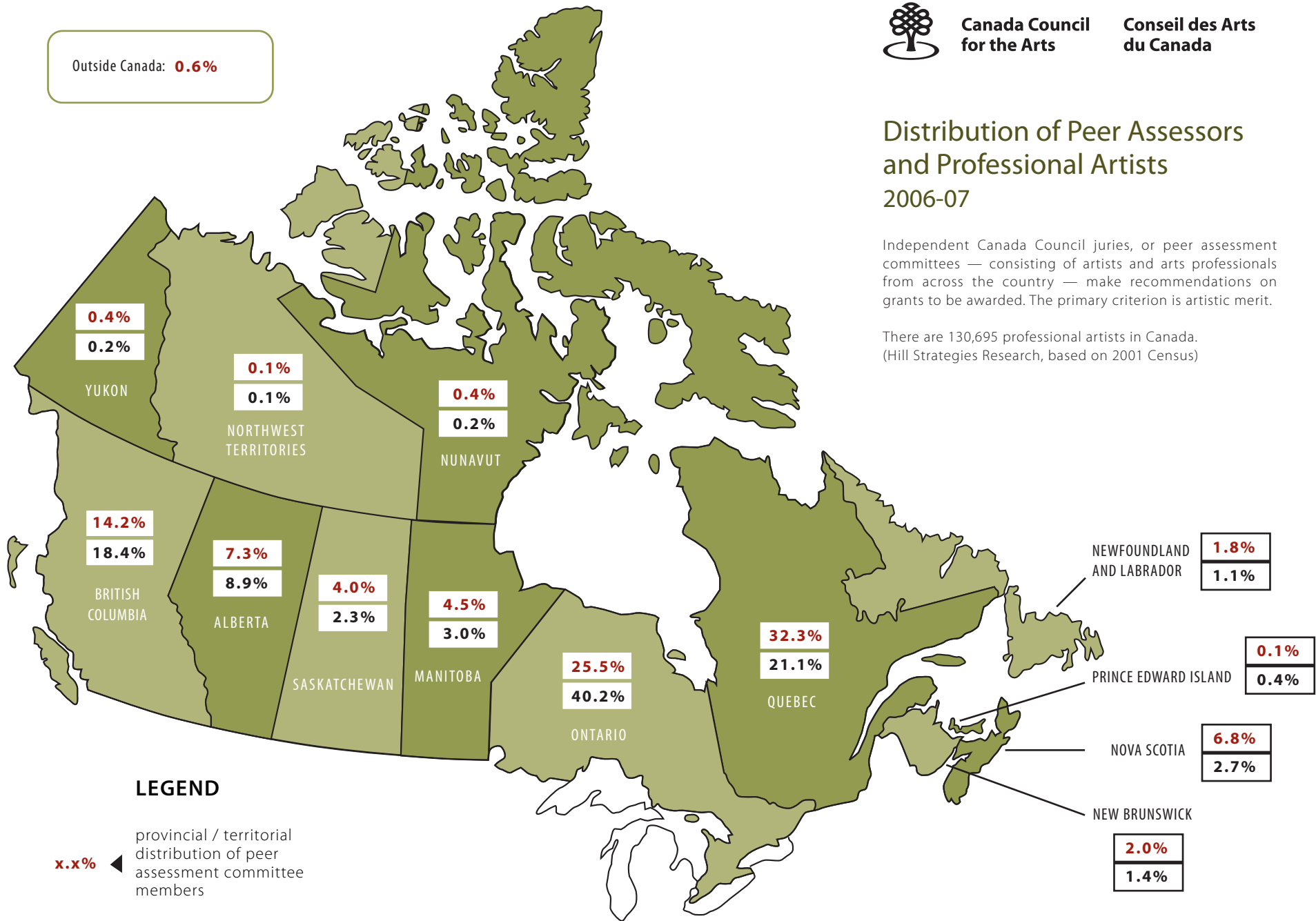
Canada Council
for the Arts

Conseil des Arts
du Canada

Distribution of Peer Assessors and Professional Artists 2006-07

Independent Canada Council juries, or peer assessment committees — consisting of artists and arts professionals from across the country — make recommendations on grants to be awarded. The primary criterion is artistic merit.

There are 130,695 professional artists in Canada.
(Hill Strategies Research, based on 2001 Census)



LEGEND

x.x% ◀ provincial / territorial
distribution of peer
assessment committee
members

x.x% ◀ provincial / territorial
distribution of professional
artists in Canada



Canada Council
for the Arts

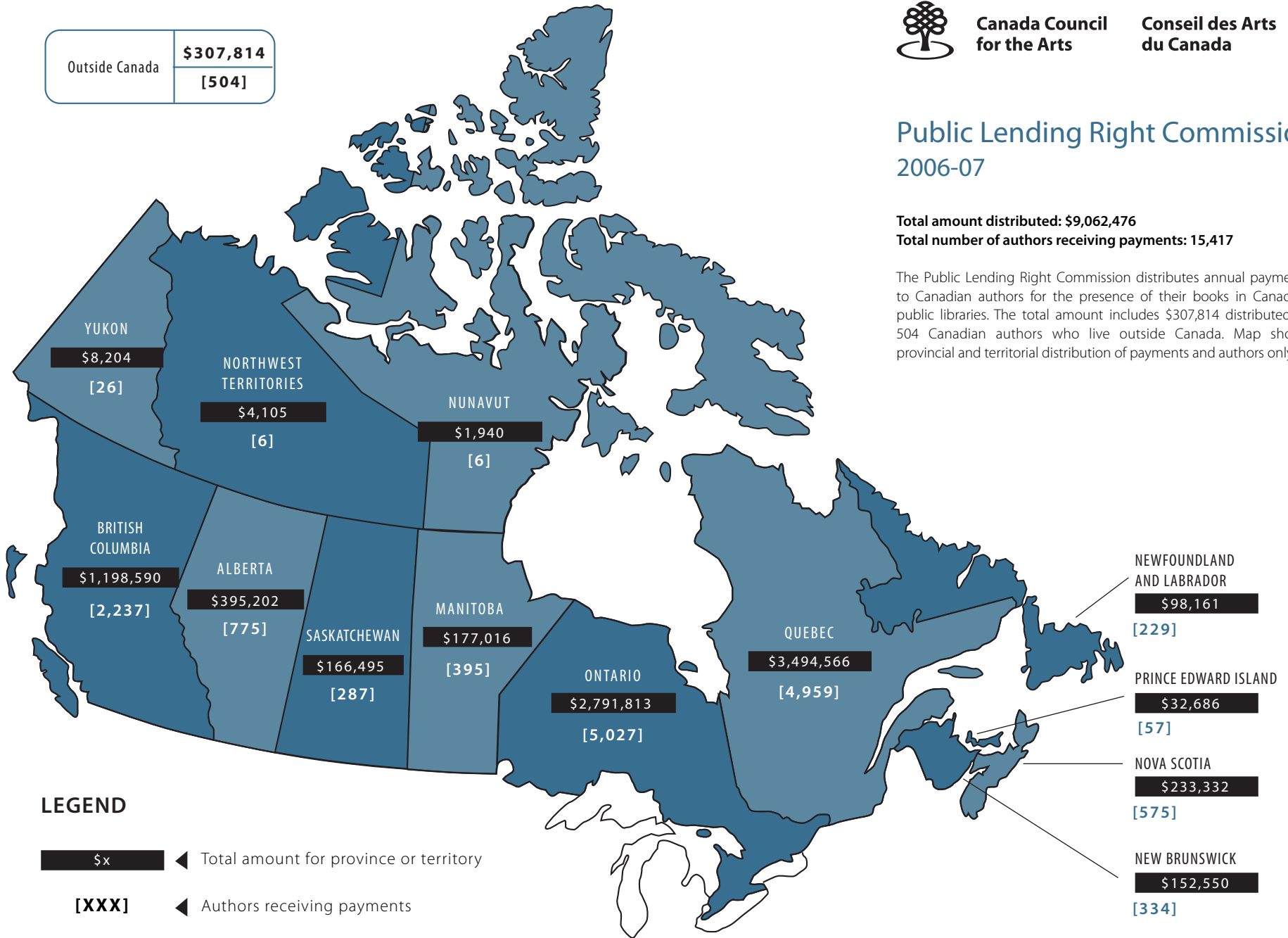
Conseil des Arts
du Canada

Public Lending Right Commission 2006-07

Total amount distributed: \$9,062,476
Total number of authors receiving payments: 15,417

The Public Lending Right Commission distributes annual payments to Canadian authors for the presence of their books in Canadian public libraries. The total amount includes \$307,814 distributed to 504 Canadian authors who live outside Canada. Map shows provincial and territorial distribution of payments and authors only.

Outside Canada	\$307,814
	[504]



LEGEND

- \$x ◀ Total amount for province or territory
- [XXX] ◀ Authors receiving payments

4.0 Support to Aboriginal artists and arts organizations

The Canada Council for the Arts provided an estimated \$5.9 million in funding to Aboriginal artists and arts organizations in 2006-07. It should be noted that this figure is an underestimate as Aboriginal artists do not currently self-identify on Canada Council grant application forms except under dedicated Aboriginal arts programs.

The \$5.9 million in funding includes \$587,000 under the capacity building program to Aboriginal arts organizations and \$5.3 million in grants to Aboriginal artists and arts organizations through either dedicated Aboriginal programs or regular granting programs.

In 2006-07, the Canada Council provided funding to an estimated 107 Aboriginal arts organizations listed below.

Table 1: Aboriginal arts organizations that received grants from the Canada Council in 2006-07¹

Name	Community
Aboriginal Arts	
Aboriginal Curatorial Collective	KAHNAWAKE, QC
Arnait Video Productions	IGLOOLIK, NU
Carrier Sekani Family Services	VANDERHOOF, BC
Centre for Aboriginal Media*	TORONTO, ON
Debajehmujig Theatre Group*	WIKWEMIKONG, ON
Elsipogtog Elders Advisory Group	BIG COVE, NB
First Peoples' Heritage Language and Culture Council	BRENTWOOD BAY, BC
Institut culturel et éducatif montagnais (ICEM)	SEPT-ÎLES, QC
Inuit Circumpolar Conference	OTTAWA, ON
Inuvialuit Regional Corporation	INUVIK, NT
Kinnie Starr Group*	NORTH VANCOUVER, BC
Laxgalts'ap Village Government	GREENVILLE, BC
L'hen Awtwx	WEST VANCOUVER, BC
Lucie Idlout Ensemble*	IQUALUIT, NU
Nations In A Circle Society*	DUNCAN COVE, NS
Native Communications Society of the NWT	YELLOWKNIFE, NT
Native Earth Performing Arts*	TORONTO, ON
Nishin Productions	WIARTON, ON
Northern Tutchone Tanner	PELLY CROSSING, YT
Omushkego Education	MOOSE FACTORY, ON
Qaggiq Theatre Company	IQUALUIT, NU
Open Sky Creative Society*	FORT SIMPSON, NT
Raven Spirit Dance Society*	VANCOUVER, BC
Red Sky Performance Theatre*	TORONTO, ON
Redwire Native Youth Media Society	VANCOUVER, BC
Say Magazine	WINNIPEG, MB
Secwepemc Cultural Education Society	KAMLOOPS, BC
Sissagwad Arts	M'CHIGEENG, ON
Society of Yukon Artists of Native Ancestry	WHITEHORSE, YT
Terres en vues, société pour la diffusion de la culture autochtone	MONTRÉAL, QC
The Requickening Project	KAHNAWAKE, QC
Tluu Xaada Naay Society	MASSET, BC
Turtle Gals*	TORONTO, ON
Urban Shaman Gallery Inc.*	WINNIPEG, MB
Wandering spirit Native Awareness Ltd.	CALGARY, AB
Woodland Cultural Centre*	BRANTFORD, ON

¹ Organizations that received funding from more than one section have been indicated by an asterisk.

Name	Community
Audience and Market Development	
Association for Native Development in the Performing and Visual Arts* Kinnie Starr Group* Lucie Idlout Ensemble* Native Earth Performing Arts* Urban Shaman Gallery Inc.*	TORONTO, ON NORTH VANCOUVER, BC IQALUIT, NU TORONTO, ON WINNIPEG, MB
Dance	
Compaigni V'ni Dansi Coyote Arts Percussive Performance Association Earth in Motion Dance Co. Indigenous Performance Initiatives* Kaha:wi Dance Theatre Kanata Native Cultural Society Native Women in the Arts Raven Spirit Dance Society* Red Sky Performance Theatre* Soaring Heart Pictures Still, In Motion Dance Society Yukon Campfire Collective Project	VANCOUVER, BC COQUITLAM, BC TORONTO, ON PETERBOROUGH, ON HAGERSVILLE, ON BRANTFORD, ON TORONTO, ON VANCOUVER, BC TORONTO, ON BURLINGTON, ON VANCOUVER, BC WHITEHORSE, YT
Inter-Arts	
Big Sky Collective Full Circle: First Nations Performance* Labrador Creative Arts Festival* Metis Artists' Collective Open Sky Creative Society* Tecumseh Collective Urban Shaman Gallery Inc.*	PENDER ISLAND, BC VANCOUVER, BC HAPPY VALLEY GOOSE BAY ST, NL TORONTO, ON FORT SIMPSON, NT ETOBICOKE, ON WINNIPEG, MB
Media Arts	
Centre for Aboriginal Media* Indigenous Arts Service Organization JKR Collective Nunavut Independent TV Network Sâkêwêwak First Nations Artists' Collective Inc.* Urban Shaman Gallery Inc.* Weeneebeg Aboriginal Film and Video Festival Weengushk Film Institute Y'utthe Askiy's Oski Achimowin/ Honi Gothe elel Daholni Inc.	TORONTO, ON PENTICTON, BC IGLOOLIK, NU IGLOOLIK, NU REGINA, SK WINNIPEG, MB MOOSE FACTORY, ON M'CHIGEENG, ON LA RONGE, SK
Music	
Aboriginal Art and Culture Celebration Society Asani Association for Native Development in the Performing and Visual Arts* Burnt Project 1 Centre for Indigenous Theatre* Digging Roots Edmonton Métis Cultural Dance Society Flummies Full Circle: First Nations Performance* Indigenous Performance Initiatives* Intellifunk Kitikmeot Heritage Society Kontirennotatie Metis Nation of Ontario Cultural Commission Métis National Council* M'Girl National Aboriginal Recording Industry Association Pimadiziwin Singers	VANCOUVER, BC EDMONTON, AB TORONTO, ON WINNIPEG, MB TORONTO, ON BARRIE, ON EDMONTON, AB NORTH WEST RIVER, NL VANCOUVER, BC PETERBOROUGH, ON PORT COQUITLAM, BC CAMBRIDGE BAY, NU OKA, QC OTTAWA, ON OTTAWA, ON NORTH VANCOUVER, BC WINNIPEG, MB OTTAWA, ON

Name	Community
Red Sky Performance Theatre* Sâkêwêwak First Nations Artists' Collective Inc.*	TORONTO, ON REGINA, SK
Theatre	
Aataentsic: masques et théâtre Artcirq Youth Collective Batoche Theatre Company Inc. Centre for Indigenous Theatre* Crazy Horse Theatre Debajehmujig Theatre Group* Full Circle: First Nations Performance* Gwaandak Theatre Adventures Indigenous Performing Arts Alliance Innalik Mask and Puppetry Troupe Native Earth Performing Arts* Productions Ondinnok inc. Rainbow Productions Society Red Sky Performance Theatre* Saskatchewan Native Theatre Company Inc.* SYANA Performing Arts Turtle Gals* Urban Ink Productions	MONTRÉAL, QC IGLOOLIK, NU SASKATOON, SK TORONTO, ON CALGARY, AB WIKWEMIKONG, ON VANCOUVER, BC WHITEHORSE, YT VANCOUVER, BC INUKJUAQ, QC TORONTO, ON MONTRÉAL, QC PENTICTON, BC TORONTO, ON SASKATOON, SK WHITEHORSE, YT TORONTO, ON GALIANO, BC
Visual Arts	
Champagne and Aishihik First Nations Dauphin Friendship Centre Four Arrows Regional Health Authority Inc. Glooscap Heritage Centre Nations In A Circle Society* Native Friendship Centre of Montréal Sâkêwêwak First Nations Artists' Collective Inc*. The Red Shift Gallery Urban Shaman Gallery Inc.* Woodland Cultural Centre*	HAINES JUNCTION, YT DAUPHIN, MB WINNIPEG, MB TRURO, NS DUNCAN COVE, NS MONTRÉAL, QC REGINA, SK SASKATOON, SK WINNIPEG, MB BRANTFORD, ON
Writing and Publishing	
Aboriginal Wing Magazine (TAW) Arnavit Women's Collective Conseil de la Nation huronne-wendat Full Circle: First Nations Performance* Gaa dibaajimat Ngaashi: Stories From my Mother Inc. Indigenous Peoples Caucus CRA/ADC Isuma Publishing Kegedonce Press Métis National Council* Nibinamik Storytelling Collective NWT Cree Language Program Pemmican Publications Inc. Saskatchewan Native Theatre Company Inc.* Spirit Magazine Spirit of Youth Enterprises Inc. The En'owkin Centre Theytus Books Ltd.	COCHRANE, AB IGLOOLIK, NU WENDAKE, QC VANCOUVER, BC TORONTO, ON VANCOUVER, BC MONTRÉAL, QC WIARTON, ON OTTAWA, ON SUMMER BEAVER, ON FORT SMITH, NT WINNIPEG, MB SASKATOON, SK PARRY SOUND, ON WINNIPEG, MB PENTICTON, BC PENTICTON, BC

5.0 Support to culturally diverse artists and arts organizations

The Canada Council for the Arts provided an estimated \$6.8 million in funding to culturally diverse artists and arts organizations in 2006-07. It should be noted that this figure is an underestimate as culturally diverse artists do not currently self-identify on Canada Council grant application forms.

The \$6.8 million in funding includes \$1.4 million under the capacity building program for culturally diverse arts organizations and \$5.4 million in grants through either dedicated programs for culturally diverse artists and arts organizations or regular granting programs.

In 2006-07, the Canada Council provided funding to an estimated 128 culturally diverse arts organizations listed below.

Table 2: Culturally diverse arts organizations that received grants from the Canada Council in 2006-07²

Name	Community
Dance	
Adina Herling Arts Management	TORONTO, ON
Arabesque Dance Company	TORONTO, ON
Ballet Creole*	TORONTO, ON
CanAsian Dance Festival*	TORONTO, ON
Cercle d'expression artistique Nyata Nyata	MONTREAL, QC
Chitralekha Odissi Dance Creations*	BURLINGTON, ON
Co. ERASGA*	VANCOUVER, BC
Collective Of Black Artists*	TORONTO, ON
dance Immersion*	TORONTO, ON
Fujiwara Dance Inventions*	TORONTO, ON
InDANCE*	TORONTO, ON
Kokoro Dance	VANCOUVER, BC
Menaka Thakkar Dance Company	TORONTO, ON
New Performance Works Society*	VANCOUVER, BC
Productions Loma Inc.	MONTREAL, QC
Sampradaya Dance Creations	MISSISSAUGA, ON
Sinha Danse*	MONTREAL, QC
Usha Kala Niketan	EDMONTON, AB
Wen Wei Dance Society*	VANCOUVER, BC
Equity	
African Festival & Presentation Society of Calgary*	CALGARY, AB
AfriCan Theatre Ensemble*	TORONTO, ON
Aluna Theatre*	TORONTO, ON
Archipelago	TORONTO, ON
Ballet Creole*	TORONTO, ON
Battery Opera	VANCOUVER, BC
Black Theatre Workshop*	MONTREAL, QC
Boca Del Lupo Theatre*	VANCOUVER, BC
CanAsian Dance Festival*	TORONTO, ON
Carlos Bulosan Theatre*	TORONTO, ON
Chitralekha Odissi Dance Creations*	BURLINGTON, ON
Co. ERASGA*	VANCOUVER, BC
Collective Of Black Artists*	TORONTO, ON
Constantinople*	MONTREAL, QC
dance Immersion*	TORONTO, ON
Diane Kadota Arts Management*	VANCOUVER, BC
Dub Poets Collective*	TORONTO, ON

² Organizations that received funding from more than one section have been indicated by an asterisk.

Name	Community
Éditions du CIDHCA*	MONTRÉAL, QC
Foreign Ghosts Society Inc.*	MONTRÉAL, QC
Fujiwara Dance Inventions*	TORONTO, ON
Gendai Gallery	TORONTO, ON
Imani Entreprises	TORONTO, ON
inDANCE*	TORONTO, ON
Korean Dance Studies Society of Canada	DON MILLS, ON
La Luna Theatre Productions	VANCOUVER, BC
Little Pear Garden Collective*	TORONTO, ON
M-DO	TORONTO, ON
MAI Montréal, arts interculturels*	MONTRÉAL, QC
Mandala Arts and Culture Society	VANCOUVER, BC
Musique Multi-Montréal*	MONTRÉAL, QC
Nafro Dance Productions	WINNIPEG, MB
New Performance Works Society*	VANCOUVER, BC
Observatoire 4	SAINT-LAURENT, QC
OneLight Theatre Society*	HALIFAX, NS
Powell Street Festival Society*	VANCOUVER, BC
Puente Theatre Society	VICTORIA, BC
Rasik Arts	TORONTO, ON
Regent Park Film Festival Inc.	TORONTO, ON
Sinha Danse*	MONTRÉAL, QC
The 411 Initiative for Change	TORONTO, ON
Theatre Replacement*	VANCOUVER, BC
Toronto Tabla Ensemble*	TORONTO, ON
Tribal Crackling Wind Productions	TORONTO, ON
Tumbuktu, Les Transarts Africains	SAINT-HUBERT, QC
Vancouver Asian Heritage Month Society	VANCOUVER, BC
Vancouver Cantonese Opera*	SURREY, BC
Vancouver Chinese Instrumental Music Society*	VANCOUVER, BC
Vancouver Inter-Cultural Orchestra	VANCOUVER, BC
Wen Wei Dance Society*	VANCOUVER, BC
Yvonne Ng's Tiger Princess Productions	TORONTO, ON
Inter-Arts	
Alchimies, Créations et Cultures*	MONTRÉAL, QC
Artistic	MONTRÉAL, QC
Foreign Ghosts Society Inc.*	MONTRÉAL, QC
Latino Canadian Cultural Association	TORONTO, ON
Powell Street Festival Society*	VANCOUVER, BC
Red Tree	HAMILTON, ON
South Asian Visual Arts Collective*	TORONTO, ON
Media Arts	
On Edge	VANCOUVER, BC
Southern Currents / Corrientes del Sur	TORONTO, ON
Toronto Arab Film Festival	TORONTO, ON
Toronto Reel Asian International Film Festival	TORONTO, ON
Vancouver Asian Film Festival Society	VANCOUVER, BC
Music	
Alchimies, Créations et Cultures*	MONTRÉAL, QC
Alex Cuba Band	SMITHERS, BC
Autorickshaw*	TORONTO, ON
Bomba	EDMONTON, AB
Constantinople*	MONTRÉAL, QC
Dharmakasa	BURNABY, BC
Diane Kadota Arts Management*	VANCOUVER, BC
Donné Roberts Band	TORONTO, ON
Duo Meunier-Breault	MONTRÉAL, QC
Galitcha	OTTAWA, ON
Gamelan Gita Asmara	VANCOUVER, BC
Gamelan Kyai Madu Sari	VANCOUVER, BC

Name	Community
H'SAO*	MONTRÉAL-NORD, QC
Jeng Yi Ensemble	TORONTO, ON
Jorge Miguel Flamenco Ensemble	TORONTO, ON
Khac Chi - Sounds of Vietnam	VANCOUVER, BC
Labess	MONTRÉAL, QC
LAL Group	TORONTO, ON
Lubo Alexandrov - Kaba Horo	OUTREMONT, QC
Maryem Tollar Ensemble	TORONTO, ON
Maza Mezé	TORONTO, ON
Mel M'rabet Trio	OTTAWA, ON
Mighty Popo	OTTAWA, ON
Music Africa of Canada	TORONTO, ON
Musique Multi-Montréal*	MONTRÉAL, QC
Nathaniel Dett Chorale	TORONTO, ON
Orchid Ensemble	VANCOUVER, BC
Ragleela	MONTRÉAL, QC
Red Chamber	VANCOUVER, BC
Silk Road Music	BURNABY, BC
Small World Music Society	TORONTO, ON
Tandava	VANCOUVER, BC
Tasa	TORONTO, ON
Toronto Tabla Ensemble*	TORONTO, ON
Vancouver Cantonese Opera*	SURREY, BC
Vancouver Chinese Instrumental Music Society*	VANCOUVER, BC
Theatre	
AfriCan Theatre Ensemble*	TORONTO, ON
AfriCanadian Playwrights Festival	TORONTO, ON
Aluna Theatre*	TORONTO, ON
B Current	TORONTO, ON
Black Theatre Workshop*	MONTRÉAL, QC
Boca Del Lupo Theatre	VANCOUVER, BC
Cahoots Theatre Projects	TORONTO, ON
Carlos Bulosan Theatre*	TORONTO, ON
Concrete Theatre	EDMONTON, AB
fu-Gen Theatre Company	TORONTO, ON
Jumblies Theatre	TORONTO, ON
MOYO	MONTRÉAL, QC
Newworld Theatre Society	VANCOUVER, BC
Obsidian Theatre Company	TORONTO, ON
OneLight Theatre Society*	HALIFAX, NS
Renaissance Collective	EAST YORK, ON
Teesri Duniya Theatre	MONTRÉAL, QC
The Gravity Project	VANCOUVER, BC
The MT Space	KITCHENER, ON
Theatre Replacement*	VANCOUVER, BC
Visual Arts	
MAI Montréal, arts interculturels*	MONTREAL, QC
South Asian Visual Arts Collective*	TORONTO, ON
Tree Museum Collective	TORONTO, ON
Vancouver International Centre for Contemporary Asian Art	VANCOUVER, BC
Writing and Publishing	
African Stages Association of , BC	VANCOUVER, BC
Alt.Theatre: Cultural Diversity and the Stage	MONTRÉAL, QC
Dub Poets Collective*	TORONTO, ON
Éditions du CIDIHCA*	MONTRÉAL, QC
Mémoire d'encrier	MONTRÉAL, QC
Nanaimo African Heritage Society	NANAIMO, BC
Poetic Soul	BRAMPTON, ON
RicePaper	VANCOUVER, BC
The Fire This Time	NORTH YORK, ON

Name	Community
TSAR Publications	TORONTO, ON
When Words Are Spoken	ETOBICOKE, ON
Word Iz Bond Spoken Word Artists' Collective	HALIFAX, NS
Market and Audience Development	
Ach� Brasil	VANCOUVER, BC
African Festival & Presentation Society of Calgary*	CALGARY, AB
Alpha Yaya Diallo Group	VANCOUVER, BC
Autorickshaw*	TORONTO, ON
Constantinople*	MONTR�AL, QC
dance Immersion*	TORONTO, ON
Groupe Muna Mingole	BROSSARD, QC
H'SAO*	MONTR�AL-NORD, QC
Indo Canadian Films International	WESTMOUNT, QC
Little Pear Garden Collective*	TORONTO, ON
Tasa	TORONTO, ON
Usha Kala Niketan	EDMONTON, AB

6.0 Support to arts organizations and artists producing or creating work for young audiences

The Canada Council for the Arts provided an estimated \$6.6 million in funding to arts organizations and artists producing or creating work for young audiences. This figure includes funding to both arts organizations with a young audience mandate as well as to arts organizations which target some performances, exhibitions or other activity to young audiences (only a percentage of funding to these latter arts organizations is included in the figure above – usually an estimated 5% to 10% of the grant).

In 2006-07, the Canada Council provided funding to an estimated 114 arts organizations with a young audience mandate listed below.

Table 3: Young audience arts organizations that received grants from the Canada Council in 2006-07³

Name	Community
Aboriginal Arts	
L'hen Awtwx Redwire Native Youth Media Society	WEST VANCOUVER, BC VANCOUVER, BC
Audience and Market Development	
Ça s'en vient Daredevil Opera Company Green Thumb Theatre for Young People* Jack Five Oh Theatre Productions Kids' Entertainment Productions pour enfants de Québec Roseneath Theatre Company* Théâtre de L'Aubergine*	MONTRÉAL, QC SCOTLAND, ON VANCOUVER, BC HALIFAX, NS TORONTO, ON QUÉBEC, QC TORONTO, ON QUÉBEC, QC
Dance	
Bouge de là inc. Judith Marcuse Projects Society Sursaut Inc. Tilt sound + motion	MONTRÉAL, QC VANCOUVER, BC SHERBROOKE, QC TORONTO, ON
Endowments and Prizes	
Le Théâtre des Confettis* Roseneath Theatre Company*	QUÉBEC, QC FERGUS, ON
Equity	
The 411 Initiative for Change	TORONTO, ON
Inter-Arts	
Calgary International Children's Festival Festival international de théâtre jeune public Judith Marcuse Projects Society* Powell Street Festival Society Runaway Moon Theatre Winnipeg International Children's Festival Inc.	CALGARY, AB MONTRÉAL, QC VANCOUVER, BC VANCOUVER, BC GRINDROD, BC WINNIPEG, MB

³ Organizations that received funding from more than one section have been indicated by an asterisk.

Name	Community
Music	
Arsenal à musique	VILLE MONT-ROYAL, QC
Art Starts in Schools	VANCOUVER, BC
Moulin à Musique	MONTRÉAL, QC
Theatre	
Axis Theatre Company	VANCOUVER, BC
Black Theatre Workshop	MONTRÉAL, QC
Calgary International Children's Festival	CALGARY, AB
Canadian Institute of the Arts for Young Audiences	VANCOUVER, BC
Carousel Players	ST CATHARINES, ON
Carousel Theatre Company	VANCOUVER, BC
Carrousel, compagnie de théâtre	MONTRÉAL, QC
Compagnie de Théâtre Bluff	LAVAL, QC
Concrete Theatre	EDMONTON, AB
Dynamo Théâtre	MONTRÉAL, QC
Festival international de théâtre jeune public	MONTRÉAL, QC
Geordie Productions Inc.	MONTRÉAL, QC
Green Thumb Theatre for Young People*	VANCOUVER, BC
Kaleidoscope Theatre Productions Society	VICTORIA, BC
L'Arrière Scène, centre dramatique pour l'enfance et la jeunesse	BELOEIL, QC
Le Cercle Molière	WINNIPEG, MB
Le Petit théâtre de Sherbrooke	SHERBROOKE, QC
Le Théâtre de Quartier	MONTRÉAL, QC
Le Théâtre des Confettis*	QUÉBEC, QC
Les Nuages en pantalon	QUÉBEC, QC
Les Productions Préhistoriques	QUÉBEC, QC
L'Illusion, théâtre de marionnettes	MONTRÉAL, QC
Lorraine Kimsa Theatre for Young People	TORONTO, ON
Magnus Theatre	THUNDER BAY, ON
Maison québécoise du théâtre pour l'enfance et la jeunesse	MONTRÉAL, QC
Manitoba Theatre for Young People	WINNIPEG, MB
Mermaid Theatre of Nova Scotia	WINDSOR, NS
Northern Alberta International Children Festival	ST-ALBERT, AB
Ottawa International Children's Festival	OTTAWA, ON
Panchatantra Collective	BRAMPTON, ON
Productions Les Gros Becs	QUÉBEC, QC
Quest Theatre	CALGARY, AB
Rag and Bone Puppet Theatre	ORLEANS, ON
Roseneath Theatre Company	TORONTO, ON
Runaway Moon Theatre	GRINDROD, BC
Shakespeare in Action	TORONTO, ON
Shameless Hussy Productions	VANCOUVER, BC
Theatre Beyond Words	ST CATHARINES, ON
Théâtre Bouches Décousues	MONTRÉAL, QC
Théâtre de la Cabane Bleue	NORTH LANCASTER, ON
Théâtre de l'Avant-Pays	MONTRÉAL, QC
Théâtre de L'Oeil Inc.	MONTRÉAL, QC
Théâtre des 4 coins	QUÉBEC, QC
Theatre Direct Canada	TORONTO, ON
Théâtre du Gros Mécano	QUÉBEC, QC
Théâtre en l'air	MONTRÉAL, QC
Théâtre La Seizième	VANCOUVER, BC
Théâtre Le Clou	MONTRÉAL, QC
Théâtre Motus	LONGUEUIL, QC
Théâtre Populaire d'Acadie	CARAQUET, NB
Vancouver International Children's Festival	VANCOUVER, BC
Wonderbolt Productions	ST. JOHN'S, NL
Youtheatre Inc.	MONTRÉAL, QC
Visual Arts	
Art City Inc.	WINNIPEG, MB
Saskatoon Community Youth Arts Programming Inc.	SASKATOON, SK

Name	Community
Writing and Publishing	
Alibis	LÉVIS, QC
Annick Press Ltd.	TORONTO, ON
ArtStarts in Schools	VANCOUVER, BC
Bouton d'or Acadie	MONCTON, NB
Breakwater Books Ltd.	ST. JOHN'S, NL
Communication-Jeunesse	MONTRÉAL, QC
Conundrum Press	MONTRÉAL, QC
Éditions de la courte échelle inc.	MONTRÉAL, QC
Éditions de la Paix Enr.	ST-ALPHONSE-DE-GRANBY, QC
Éditions de l'Isatis Inc.	MONTRÉAL, QC
Éditions du Boréal	MONTREAL, QC
Éditions du soleil de minuit	ST-DAMIEN-DE-BRANDON, QC
Éditions Foulire	CHARLESBOURG, QC
Éditions Héritage Inc.	SAINT-LAMBERT, QC
Éditions Hurtubise HMH Limitée	MONTRÉAL, QC
Éditions Imagine	MONTRÉAL, QC
Éditions Michel Quintin Inc.	WATERLOO, QC
Éditions Mille-Îles et les 400 Coups	OUTREMONT, QC
Éditions Pierre Tisseyre Inc.	SAINT-LAURENT, QC
Éditions Triptyque	MONTRÉAL, QC
Eterna Publishing House	MOSCOWForeign
Gaa dibaajimat Ngaashi: Stories From my Mother Inc.	TORONTO, ON
Groundwood Books	TORONTO, ON
Hackmatack Children's Choice Book Award & Society	HALIFAX, NS
Idélire	VANCOUVER, BC
Kids Can Press Ltd.	TORONTO, ON
La Fête du livre et de la lecture de Longueuil	LONGUEUIL, QC
La Veuve Noire	LONGUEUIL, QC
Lobster Press	MONTRÉAL, QC
Lurelu	MONTRÉAL, QC
Maple Tree Press Inc.	TORONTO, ON
Milton's Book Festival for Children	MILTON, ON
Orca Book Publishers Ltd.	VICTORIA, BC
Soulières Éditeur	ST-LAMBERT, QC
Spirit of Youth Enterprises Inc.	WINNIPEG, MB
St. Felix Centre	TORONTO, ON
The Canadian Children's Book Centre	TORONTO, ON
Théâtre de l'Esquisse	MONTRÉAL, QC
Tradewind Books Ltd.	VANCOUVER, BC
Tundra Books	TORONTO, ON
Young Alberta Book Festival Society	EDMONTON, AB

7.0 Detailed tables of Canada Council funding

Parliamentary appropriation and arts funding, 1957-58 to 2006-07

- Over the past 50 years, Canada Council arts funding totalled \$4,631,188,000 while its parliamentary appropriation totalled \$4,789,386,000 in 2006-07 dollars.

Table 4: Parliamentary appropriation and Canada Council arts funding, 1957-58 to 2006-07 ⁱ				
Fiscal year	Parliamentary appropriation ⁱⁱ		Canada Council arts funding ⁱⁱⁱ	
	Current dollars	2006-07 dollars ^{iv}	Current dollars	2006-07 dollars
1957-58 ^v	749,000	5,521,345
1958-59	1,435,000	10,299,901
1959-60	1,263,000	9,006,098
1960-61	1,397,000	9,833,077
1961-62	1,406,000	9,770,357
1962-63	1,478,000	10,141,497
1963-64	1,424,000	9,649,590
1964-65	1,475,000	9,812,348
1965-66 ^{vi}	1,933,000	12,552,994	3,374,000	21,910,917
1966-67	3,108,000	19,376,160	4,297,000	26,788,726
1967-68	6,637,000	40,005,343	7,039,000	42,428,448
1968-69	7,479,000	43,402,069	8,689,000	50,423,931
1969-70	8,492,000	47,029,299	9,412,000	52,124,325
1970-71	8,831,000	47,461,187	10,269,000	55,189,552
1971-72	10,513,000	54,878,866	12,069,000	63,001,335
1972-73	14,326,000	71,368,338	15,239,000	75,916,662
1973-74	17,323,000	80,082,174	18,986,000	87,770,025
1974-75	20,447,000	85,143,805	22,411,000	93,322,141
1975-76	30,181,000	113,543,003	31,062,000	116,857,386
1976-77	32,620,000	114,432,219	33,205,000	116,484,421
1977-78	37,537,000	121,883,533	37,815,000	122,786,205
1978-79	39,152,000	116,707,191	41,074,000	122,436,432
1979-80	41,116,000	112,143,890	41,795,000	113,995,863
1980-81	44,647,000	110,704,266	43,693,000	108,338,780
1981-82	52,941,000	116,684,103	51,557,000	113,633,711
1982-83	59,883,000	119,002,464	60,754,000	120,733,359
1983-84	65,581,000	123,147,799	65,502,000	122,999,453
1984-85	72,614,000	130,729,165	70,108,000	126,217,538
1985-86	74,244,000	128,571,752	69,257,000	119,935,535
1986-87	85,311,000	141,881,556	84,088,000	139,847,573
1987-88	96,895,000	154,324,737	82,545,000	131,469,482
1988-89	93,251,000	142,888,822	93,337,000	143,020,600
1989-90	103,503,000	150,964,937	94,681,000	138,097,555
1990-91	104,054,000	144,799,635	95,604,000	133,040,770
1991-92	105,493,000	139,001,042	96,322,000	126,917,031
1992-93	108,215,000	140,550,673	98,076,000	127,382,043
1993-94	99,335,000	126,605,707	89,702,000	114,328,133
1994-95	98,362,000	125,219,302	86,479,000	110,091,702
1995-96	97,946,000	121,901,764	84,300,000	104,918,207
1996-97 ^{vii}	91,093,000	137,543,239	84,694,000	103,938,306
1997-98 ^{viii}	113,968,000	138,817,502	101,655,000	122,683,191
1998-99 ^{ix}	116,169,000	136,914,041	111,757,000	133,545,331
1999-00	116,584,000	145,730,840	111,044,000	130,407,970
2000-01 ^x	127,431,000	169,312,491	113,795,000	130,136,630
2001-02 ^{xi}	151,776,000	167,694,337	133,347,000	148,754,169
2002-03 ^{xii}	153,707,000	137,543,239	139,065,000	151,719,915

**Table 5: Canada Council for the Arts grants by province and territory, 2006-07: ¹
Comparison with population, artists, grant applications and peer committee members (assessors)**

	Canada Council grant \$ 2006-07	% of grants (Canada)	Population 2006 Census ²	% of population	Number of artists 2001 ³	% of artists	Total grant applications 2006-07	% of total grant appl's (Canada)	Peer assessors 2006-07 ⁴	% of Peer assessors (Canada)
Newfoundland and Labrador	\$1,693,537	1.2%	505,469	1.6%	1,405	1.1%	205	1.4%	14	1.8%
Prince Edward Island	\$290,200	0.2%	135,851	0.4%	500	0.4%	42	0.3%	1	0.1%
Nova Scotia	\$3,855,514	2.8%	913,462	2.9%	3,510	2.7%	464	3.1%	53	6.8%
New Brunswick	\$2,107,799	1.5%	729,997	2.3%	1,800	1.4%	313	2.1%	16	2.1%
Québec	\$44,522,063	31.9%	7,546,131	23.9%	27,605	21.1%	5,337	35.2%	253	32.5%
Ontario	\$47,530,459	34.1%	12,160,282	38.5%	52,485	40.2%	4,622	30.5%	200	25.7%
Manitoba	\$6,506,365	4.7%	1,148,401	3.6%	3,980	3.1%	443	2.9%	35	4.5%
Saskatchewan	\$3,265,057	2.3%	968,157	3.1%	2,970	2.3%	310	2.0%	31	4.0%
Alberta	\$8,856,684	6.3%	3,290,350	10.4%	11,655	8.9%	889	5.9%	57	7.3%
British Columbia	\$19,695,547	14.1%	4,113,487	13.0%	24,080	18.4%	2,397	15.8%	111	14.3%
Yukon	\$582,225	0.4%	30,372	0.1%	260	0.2%	86	0.6%	3	0.4%
North West Territories	\$214,045	0.2%	41,464	0.1%	110	0.1%	26	0.2%	1	0.1%
Nunavut	\$421,600	0.3%	29,474	0.1%	295	0.2%	33	0.2%	3	0.4%
Other (international)	\$1,297,452	496	..	5	..
TOTAL (incl. international)	\$140,838,547	15,663	..	783	..
TOTAL (excl. international)	\$139,541,095	100.0%	31,612,897	100.0%	130,695	100.00%	15,167	100.0%	778	100.0%

¹ All Canada Council figures exclude special funds, PLR and UNESCO.

² "Population and Dwelling Counts, for Canada Provinces and Territories, 2006 and 2001 Censuses - 100% Data," 13 Mar. 2007, [Statistics Canada: Canada's National Statistical Agency](http://www12.statcan.ca/english/census06/data/popdwell/Table.cfm?T=101), <<http://www12.statcan.ca/english/census06/data/popdwell/Table.cfm?T=101>>.

³ "Artists in Canada's Provinces, Territories and Metropolitan Areas, A Statistical Analysis Based on the 2001 Census," Oct. 2004, [Hill Strategies Research Inc., Statistical Insights on the Arts](http://www.canadacouncil.ca/publications_e/research/art_cult_hr/hm12742770317789375.htm), <http://www.canadacouncil.ca/publications_e/research/art_cult_hr/hm12742770317789375.htm>.

⁴ Excludes external assessors and staff.

Table 6: Five-year breakdown of grants by discipline
2002-03 to 2006-07⁵

	2002-03	2003-04	2004-05	2005-06	2006-07
Dance	\$16,151,621	\$16,392,481	\$14,818,032	\$14,986,628	\$15,720,392
Music	\$27,731,309	\$27,381,289	\$26,802,901	\$26,318,856	\$26,909,794
Theatre	\$24,001,360	\$22,600,619	\$22,573,039	\$22,159,667	\$23,673,215
Visual Arts	\$18,458,310	\$17,592,273	\$17,287,100	\$17,120,907	\$18,697,489
Media Arts	\$12,473,845	\$12,738,392	\$12,260,200	\$11,826,106	\$13,256,596
Writing and Publishing	\$21,674,384	\$20,334,891	\$19,964,352	\$20,089,503	\$21,981,592
Inter-Arts	\$1,655,850	\$1,586,900	\$1,516,500	\$1,441,449	\$2,192,050
Prizes and Other ⁶	\$7,320,383	\$7,330,607	\$6,233,618	\$6,576,326	\$6,325,563
Supplementary Operating Funds Initiative					\$ 13,000,000
Grants Programs ⁷	\$129,467,062	\$125,957,742	\$121,455,742	\$120,519,442	\$140,838,547
Public Lending Right Program	\$9,639,776	\$8,938,459	\$8,962,741	\$9,001,099	\$9,062,476
Canadian Commission for UNESCO					\$ 89,033
Special Funds ⁸	\$2,933,639	\$2,125,339	\$2,089,038	\$2,590,919	\$2,619,423
TOTAL FUNDING OF THE CANADA COUNCIL FOR THE ARTS	\$142,040,477	\$132,021,250	\$132,507,521	\$132,111,460	\$152,609,479

⁵ Total grants figures may not add due to rounding. Also, figures are compiled from a "live" system that reflects ongoing changes to the status of individual grants, including grant adjustments, grant cancellations and declined grants. As a result, grant totals on this table may vary slightly from grant totals appearing on other tables produced at an earlier or later date.

⁶ Other includes the Audience and Market Development programs, the Aboriginal Arts Secretariat, the Equity Office, the Strategic Investment Fund, the Art Bank Purchase Program and miscellaneous funding through the office of the Director of the Arts Division.

⁷ The total of Grants Programs excludes prizes awarded through special funds, such as the Molson Prize, Killam Prizes etc. and Public Lending Right payments. The Total Funding of the Canada Council for the Arts includes Special funds (see note 5 below) as well as Public Lending Right Payments.

⁸ Special Funds includes all endowed prizes, Killam Research Fellowships and Prizes and the Japan-Canada Fund.

Table 7: Five-year breakdown of grants by province and territory, 2002-03 to 2006-07⁹

	2002-03	2003-04	2004-05	2005-06	2006-07
Newfoundland and Labrador	\$1,387,305	\$1,350,063	\$1,355,193	\$1,333,179	\$1,693,537
Prince Edward Island	\$368,755	\$363,232	\$334,602	\$258,689	\$290,200
Nova Scotia	\$3,872,507	\$4,163,511	\$3,480,234	\$3,410,153	\$3,855,514
New Brunswick	\$2,170,378	\$1,756,171	\$1,889,720	\$1,828,508	\$2,107,799
Québec	\$40,515,695	\$39,004,464	\$38,758,187	\$37,751,013	\$44,522,063
Ontario	\$42,894,162	\$41,692,700	\$40,163,265	\$40,288,640	\$47,530,459
Manitoba	\$6,357,738	\$6,107,718	\$5,846,838	\$5,876,587	\$6,506,365
Saskatchewan	\$3,614,151	\$3,071,446	\$2,898,890	\$3,144,825	\$3,265,057
Alberta	\$7,903,268	\$7,789,789	\$7,599,510	\$7,036,001	\$8,856,684
British Columbia	\$18,608,140	\$18,478,825	\$17,140,828	\$17,419,457	\$19,695,547
Yukon	\$481,456	\$421,400	\$345,915	\$504,800	\$582,225
Northwest Territories	\$104,550	\$157,665	\$98,700	\$184,540	\$214,045
Nunavut	\$275,165	\$311,095	\$472,350	\$376,400	\$421,600
Other ¹⁰	\$913,792	\$1,289,373	\$1,071,510	\$1,106,650	\$1,297,452
Grants Programs	\$129,467,062	\$129,957,452	\$121,455,742	\$120,519,442	\$140,838,547

⁹ Special Funds includes all endowed prizes, Killam Research Fellowships and Prizes and the Japan-Canada Fund.

¹⁰ Includes arts organizations and artists whose address is outside Canada, e.g. grant recipients under the International Translation Grants Program.

Table 8: Grants by Program and Province or Territory, 2006-2007*

UNIT	PROGRAM	NL	PE	NS	NB	QC	ON	MB	SK	AB	BC	YT	NT	NU	FOREIGN	TOTAL
	Aboriginal Arts			\$31,350	\$20,000	\$198,000	\$359,225	\$70,000	\$31,800	\$22,500	\$269,300	\$52,000	\$82,000	\$145,600		\$1,281,775
0354	Elder/Youth Legacy Program: Support for Aboriginal Artistic Practices (Pilot Program)				20,000	10,000	22,900				60,000	10,000	17,800			140,700
0359	Artists and Community Collaboration Program (ACCP)					20,000								20,000		40,000
0362	Aboriginal Peoples Collaborative Exchange Travel Grants			1,350			16,000		1,800	2,500	4,000	3,000	4,200			32,850
0363	The Flying Eagle Program: An Organizational Development Program Offered by the Aboriginal Arts Secretariat						4,000				4,000					8,000
0364	Capacity Building Initiative: Support for Aboriginal Artistic Practices			30,000		58,000	115,000	70,000	30,000		134,400	30,000	60,000	60,000		587,400
0366	Aboriginal Peoples Collaborative Exchange: International					60,000	97,000				20,000	9,000				186,000
0367	Aboriginal Peoples Collaborative Exchange: National					50,000	104,325			20,000	46,900			65,600		286,825
	Audience & Market Development	\$3,300		\$8,405	\$25,500	\$466,382	\$299,096	\$21,675	\$1,530	\$60,430	\$184,756	\$31,450		\$5,000	\$16,060	\$1,123,584
0337	The Flying Squad					9,000	6,000					8,200				23,200
0340	Audience and Market Development Travel Grants (Canada)	1,700		6,770	20,000	204,229	120,632	3,175	680	10,830	40,515	23,250				431,781
0346	Audience and Market Development Travel Grants (International)	1,600		1,635	5,500	253,153	172,464	18,500	850	49,600	144,241			5,000	16,060	668,603

UNIT	PROGRAM	NL	PE	NS	NB	QC	ON	MB	SK	AB	BC	YT	NT	NU	FOREIGN	TOTAL
8090	The CBC Radio Competition for Amateur Choirs						30,000									30,000
8095	Galaxie Rising Stars Prizes for Amateur Choirs	2,000														2,000
8131	Peter Dwyer Scholarships (National Theatre School)					10,000										10,000
8132	Governor General's Performing Arts Awards						90,000									90,000
8133	Theatre for Young Audience Prizes				5,000	10,000	15,000				15,000					45,000
8141	Saidye Bronfman Award	1,000			26,000		1,000				26,000					54,000
8142	Prix de Rome in Architecture						34,000					50,000				84,000
8143	Governor General's Awards in Visual and Media Arts					25,000	100,000	25,000			25,000					175,000
8161	Governor General's Literary Awards			16,000	1,000	150,000	47,000			2,000	19,000				30,000	265,000
8166	CBC Literary Awards			6,000	4,000	34,000	4,000	6,000	6,000							60,000
	Equity			\$71,800		\$267,400	\$751,200	\$53,000		\$38,000	\$606,116					\$1,787,516
0369	Capacity Building Program for Culturally Diverse Organizations			30,000		210,000	630,000	30,000		30,000	449,676					1,379,676
0372	Stand Firm			5,000		11,000	7,700	3,000		8,000	13,140					47,840
0373	Flying Squad					11,900	3,000				7,000					21,900
0374	Intersectional Initiatives			36,800		34,500	110,500	20,000			136,300					338,100
	Inter-Arts	\$46,000		\$13,250	\$76,600	\$846,850	\$475,750	\$51,000	\$117,600	\$150,000	\$369,000	\$1,500	\$19,000	\$20,000	\$5,500	\$2,192,050
2921	Inter-Arts Program: Creation/Production Grants				14,000	194,000	143,000	32,000	5,000	13,500	116,000					517,500
2923	Inter-Arts Program: Travel Grants to Professional Artists			3,250		27,500	10,750	5,000		3,500	12,000	1,500			5,500	69,000

UNIT	PROGRAM	NL	PE	NS	NB	QC	ON	MB	SK	AB	BC	YT	NT	NU	FOREIGN	TOTAL
2925	Inter-Arts Program: Dissemination Grants			10,000	20,000	196,140	28,000		38,000	45,000	73,000					410,140
2926	Inter-Arts Program: Annual Funding Grants					225,000	35,000		41,000		20,000					321,000
2928	Visiting Foreign Artists Program (Pilot Program)				2,600	4,500	3,000		3,000							13,100
2929	Artists and Community Collaboration Program (ACCP)	28,000				36,000	53,000	5,000			22,000					144,000
2930	Multidisciplinary Festivals Project Grants				10,000	93,000	162,000	9,000		66,000	91,000		19,000			450,000
2931	The Flying Squad					40,710			8,600							49,310
2932	Multidisciplinary ACCP - Artists and Community Collaboration Program	18,000			30,000	30,000	41,000		22,000	22,000	35,000			20,000		218,000
	Media Arts	\$238,700	\$53,000	\$314,040	\$130,300	\$4,953,614	\$3,690,200	\$696,750	\$454,792	\$672,550	\$1,708,400	\$50,500	\$20,000	\$127,000	\$146,750	\$13,256,596
3070	Annual Assistance to Cinematheques					181,000	190,000				179,000					550,000
3204	Grants to Film and Video Artists	54,000		32,000		1,822,500	1,337,000	146,000	72,000	78,000	352,000				16,000	3,909,500
3209	Grants to New Media and Audio Artists: New Media Residencies														40,000	40,000
3215	Grants to New Media and Audio Artists - Production Grants			18,000		427,500	149,700	22,000		16,000	90,000	16,000			39,000	778,200
3220	Grants to New Media and Audio Artists - Research Grants					31,000				20,000	20,000				20,000	91,000
3225	Travel Grants to Media Artists			6,140	1,500	112,750	90,000	5,750	1,792	27,250	36,000	3,500			6,750	291,432
3226	Visiting Foreign Artists Program (Pilot Program)			1,500		6,000	9,000				4,500					21,000
3240	Aboriginal Media Arts Program					146,000	34,000	29,000	36,000		83,000			87,000		415,000
3250	Development Project Grants			17,500	40,000	62,100	50,000	20,000	34,000	70,000	62,500			20,000		376,100

UNIT	PROGRAM	NL	PE	NS	NB	QC	ON	MB	SK	AB	BC	YT	NT	NU	FOREIGN	TOTAL
3252	Artists and Community Collaboration Program (ACCP)			14,900		46,000	55,800		20,000	33,300	20,000					190,000
3271	Annual Assistance for Programming			47,000		229,000	201,700	82,100	28,000	83,000	109,200					780,000
3272	Dissemination Project Grants	10,000		36,000		317,700	313,700	49,100	45,000	51,000	122,800	8,000		20,000	25,000	998,300
3273	Annual Assistance to Distribution Organizations					240,000	215,000	104,000			141,000					700,000
3275	Media Arts Commissioning Program	59,700				60,000	94,500	40,800	75,000							330,000
3285	Annual Assistance to Media Arts Production Organizations	70,000	40,000	122,000	51,500	857,500	498,500	118,000	118,000	223,000	314,000	20,000	15,000			2,447,500
3290	Equipment Acquisition Assistance to Media Arts Production Organizations	15,000	10,000	11,500	9,300	102,000	71,800	30,000	25,000	51,000	28,900	3,000	5,000			362,500
3300	Annual Assistance to Media Arts Festivals	30,000			28,000	254,000	379,500	45,000		20,000	138,500					895,000
3305	The Flying Squad		3,000	7,500		58,564		5,000			7,000					81,064
	Music	\$211,098	\$38,800	\$928,000	\$140,900	\$7,514,880	\$9,783,805	\$1,407,661	\$321,650	\$2,231,150	\$4,052,650	\$35,800	\$22,500	\$49,000	\$171,900	\$26,909,794
3550	Professional Choir Program			6,000		67,500	311,500	20,000		46,000	237,500					688,500
3560	New Music Program	38,000		38,500	10,000	614,500	977,000	40,000	2,500	23,000	247,100					1,990,600
3570	Grants for Specialized Music Sound Recording					440,500	320,800	14,800	8,900	29,000	170,600	10,000	10,000	10,000		1,014,600
3571	Grants for Specialized Music Distribution					70,000	150,000									220,000
3625	Concert Production and Rehearsal Program for Aboriginal, Classical, Folk, Jazz and World Music	5,148		115,000		519,000	234,000	70,000			102,900					1,046,048
3626	Artists and Community Collaboration Program (ACCP)		10,000	7,500		17,500	62,500				43,500					141,000

UNIT	PROGRAM	NL	PE	NS	NB	QC	ON	MB	SK	AB	BC	YT	NT	NU	FOREIGN	TOTAL
3635	Grants to Professional Musicians (Individuals) - Classical Music of all World Cultures	60,000		29,000		362,000	220,500	80,000	7,000	64,000	63,000				38,000	923,500
3640	Grants to Professional Musicians (Individuals) - Non-Classical Music (Popular Traditions) of All World Cultures	3,000	13,000	61,000	40,000	266,000	328,000	33,000		20,500	85,000				22,000	871,500
3671	Residencies and Commissioning of Canadian Compositions			35,000	14,600	196,100	359,500	36,000		51,000	177,800				19,500	889,500
3710	Travel Grants to Professional Musicians	1,250		4,500	2,500	55,000	52,250	750	2,250	13,750	20,250				8,500	161,000
3730	Professional Orchestra Program	72,000	15,000	567,000	33,000	2,854,000	3,199,500	873,250	268,000	1,361,000	1,550,000					10,792,750
3740	Opera/Music Theatre Program	5,000				902,000	2,557,500	135,000		577,000	784,000					4,960,500
3745	Music Festivals Programming Project Grants	10,000		21,500	19,000	58,500	80,000				52,500	18,000	12,500			272,000
3753	Music Touring Grants			24,000		619,500	525,465	40,461	11,000	3,000	260,300			15,000	80,900	1,579,626
3754	Music Festival Travel Grants	2,200	800		4,800	61,400	73,290	12,900		23,400	38,500	7,800				225,090
3758	Visiting Foreign Artists Program (Pilot Program)					12,500	3,500				2,500					18,500
3760	Career Development Program	12,000			17,000	288,700	205,200	5,000	5,000	5,000	150,000			5,000	3,000	695,900
3765	Aboriginal Peoples Music Program						57,000	45,000	17,000	10,000	39,000			19,000		187,000
3766	Aboriginal Peoples Travel Grants	2,500					2,000	1,500		2,000	6,800					14,800

UNIT	PROGRAM	NL	PE	NS	NB	QC	ON	MB	SK	AB	BC	YT	NT	NU	FOREIGN	TOTAL
3775	The Flying Squad: Music Organizational Assistance Program			19,000		110,180	64,300			2,500	21,400					217,380
SOFI		\$125,800	\$28,000	\$320,867	\$141,400	\$3,722,746	\$4,987,800	\$589,067	\$198,000	\$1,038,120	\$1,788,200	\$30,000		\$30,000		\$13,000,000
2188	Dance - Supplementary Operating Funds Initiative					350,000	682,400	182,600		138,800	79,200					1,433,000
2988	Inter-Arts - Supplementary Operating Funds Initiative					60,000			10,000		16,000					86,000
3288	Media Arts - Supplementary Operating Funds Initiative	27,600	4,000	16,000	15,200	271,200	206,800	18,000	16,000	22,000	90,200	8,000		30,000		725,000
3588	Music - Supplementary Operating Funds Initiative	48,000	6,000	76,000	8,000	886,000	1,690,000	112,000	26,000	371,200	822,200					4,045,400
4588	Theatre - Supplementary Operating Funds Initiative	23,000		111,667	28,800	1,038,026	1,268,400	130,667	54,000	363,600	288,000	16,000				3,322,160
5588	Visual Arts - Supplementary Operating Funds Initiative	23,200	14,000	87,200	51,600	565,600	500,000	108,000	76,000	116,400	310,800	6,000				1,858,800
6088	Writing & Publishing - Supplementary Operating Funds Initiative	4,000	4,000	30,000	37,800	551,920	640,200	37,800	16,000	26,120	181,800					1,529,640
Theatre		\$534,450		\$814,950	\$433,150	\$7,836,476	\$7,614,245	\$879,450	\$655,635	\$1,831,571	\$2,830,294	\$149,500		\$20,000	\$73,494	\$23,673,215
4540	Operating Grants to Professional Theatre Organizations	385,500		693,000	375,000	5,812,600	6,059,250	840,500	576,000	1,558,500	2,022,800	57,000				18,380,150
4545	Theatre Production Project Grants: Established Artists' Development / Production			45,000	40,000	426,800	276,750		7,500	20,000	240,854	9,000				1,065,904
4570	Grants to Theatre Artists	25,000		15,500		326,500	184,500	3,000	20,000	97,500	128,500	28,000			6,000	834,500
4573	Travel Grants to Theatre Artists	500		7,000		31,250	41,900	7,500	1,500	3,750	16,750				2,500	112,650

UNIT	PROGRAM	NL	PE	NS	NB	QC	ON	MB	SK	AB	BC	YT	NT	NU	FOREIGN	TOTAL
4582	Theatre Production Project Grants: Emerging Artists' Development / Production	12,200				187,080	114,350	5,000		38,276	53,540	24,000				434,446
4583	Artists and Community Collaboration Program (ACCP)			5,500		57,000	77,500				26,000					166,000
4585	Developmental Support to Aboriginal Theatre Organizations					11,000	85,000		34,230	18,000	79,000	30,000		20,000		277,230
4600	Theatre Touring and Special Initiatives Program	60,500		12,000	9,500	379,000	361,750	19,000		22,500	115,000					979,250
4615	Travel Assistance for Theatre Artistic Directors, Administrators and Presenters	1,000		6,450	1,450	6,800	15,350	4,450	2,600	4,188	7,000	1,500				50,788
4620	The Flying Squad	3,750		30,500	7,200	33,010	60,010		10,805	13,400	49,950					208,625
4625	Theatre Presenting Program - Festival Co-production Assistance					20,000				6,000						26,000
4630	Theatre International Program	46,000				495,800	328,800		3,000	41,700	83,200					998,500
4650	Grants for the Translation of Canadian Theatre Works					15,936	5,585			4,157					12,794	38,472
4651	Visiting Foreign Artists Program (Pilot Program)					5,700	3,500			3,600	7,700					20,500
4655	Commission internationale du théâtre francophone (CITF)					28,000									52,200	80,200
Visual Arts		\$222,594	\$127,000	\$737,045	\$505,599	\$5,303,351	\$5,800,150	\$605,650	\$949,250	\$1,105,150	\$2,964,800	\$77,900	\$18,000	\$5,000	\$276,000	\$18,697,489
5526	Assistance to Art Museums and Public Galleries	90,000	120,000	345,000	130,000	1,406,000	2,126,000	270,000	500,000	490,000	1,290,000	33,000				6,800,000
5528	Support to National Visual Arts Service Organizations					250,000	115,000			60,000						425,000

UNIT	PROGRAM	NL	PE	NS	NB	QC	ON	MB	SK	AB	BC	YT	NT	NU	FOREIGN	TOTAL
5540	Assistance to Artist-Run Centres	55,000		97,000	138,000	1,032,000	985,000	95,000	185,000	180,000	485,000					3,252,000
5625	Assistance to Contemporary Fine Craft Artists and Curators			18,000		105,000	97,000		10,000		74,000				20,000	324,000
5660	Grants to Professional Independent Critics and Curators					71,000	85,000				34,000				31,000	221,000
5731	Assistance to Visual Artists - Project grants	32,000		57,500	12,000	782,000	871,750	119,000	86,200	185,700	500,600				160,500	2,807,250
5732	Assistance to Visual Artists - Long-Term Grants			160,000		160,000	240,000	40,000			80,000				40,000	720,000
5737	International Residencies Program in Visual Arts				21,000	206,200	138,500				85,400		15,500			466,600
5760	Travel Grants to Professional Artists	3,300		14,250	4,750	44,500	58,050	3,750	7,750	10,250	22,300	3,500	2,500	5,000	4,500	184,400
5781	Acquisition Assistance for Art Museums and Public Galleries		7,000	7,800	27,163	103,500	203,550	12,800	49,300		107,500	12,000				530,613
5782	Assistance to Professional Canadian Contemporary Art Dealers				8,000	58,000	109,000			10,000	15,000					200,000
5804	Major International Exhibitions					394,000	30,000				40,000					464,000
5805	Project Assistance to Visual Arts and Fine Craft Organizations	30,000		14,000	92,400	259,000	448,200	6,000	20,000	82,700	57,400	2,500				1,012,200
5806	Visiting Foreign Artists Program (Pilot Programme)			1,500		10,000	8,500				10,000					30,000
5807	Artists and the Community Collaboration Program (ACCP)				5,000	27,000		29,500	30,000		20,200					111,700
5825	Assistance to Aboriginal Curators for Residencies in Visual Arts					35,000	85,000		35,000		17,000					172,000

UNIT	PROGRAM	NL	PE	NS	NB	QC	ON	MB	SK	AB	BC	YT	NT	NU	FOREIGN	TOTAL
5826	Assistance to Aboriginal Traditional Visual Arts Forms			16,100		60,000		29,600			28,000	19,600				153,300
5830	Assistance to Culturally Diverse Curators for Residencies in Visual Arts						100,000									100,000
5841	Assistance to Practitioners, Critics and Curators in Architecture				20,000	60,000	6,000			20,000	20,000				20,000	146,000
5842	Assistance for the Promotion of Architecture				46,800	117,200	72,000		18,000	66,500	66,000	7,300				393,800
5845	The Flying Squad	12,294		5,895	486	122,951	21,600		8,000		12,400					183,626
	Writing and Publishing	\$220,045	\$43,400	\$499,807	\$483,350	\$8,028,310	\$7,134,784	\$663,362	\$453,700	\$981,163	\$2,807,303	\$58,575	\$52,545	\$20,000	\$535,248	\$21,981,592
6025	Book Publishing Support - Emerging Publisher Grants	12,500			5,000	212,500	70,000	15,000		55,000	5,000					375,000
6030	Book Publishing Support - Block Grants	74,700	18,800	225,700	193,200	3,183,000	2,523,500	324,200	162,200	290,000	971,700					7,967,000
6035	Book Publishing Support - Translation Grants	14,800	4,600		10,800	643,500	187,300			3,000	133,300					997,300
6045	International Translation Grants														427,800	427,800
6046	Visiting Foreign Artists Program (Pilot Program)				2,400		3,000									5,400
6055	Book Publishing Support - Author Promotion Tours	4,500		8,500	10,700	119,019	139,600	11,100	11,100	18,100	43,800				3,000	369,419
6058	Book Publishing Support - Grants for Art Books				38,000	58,300	55,400	15,000	10,000		40,000					216,700
6075	Grants to Literary and Art Magazines			11,500	39,600	913,000	1,081,700	136,100	59,200	85,600	314,000					2,640,700
6090	Literary Readings and Festivals	42,245		27,007	89,750	354,769	524,457	29,162	44,609	85,315	174,525	21,575	7,545			1,400,959
6091	Author Residencies	10,000			20,000	25,000	96,000	10,000	20,000	18,000	17,500					216,500

UNIT	PROGRAM	NL	PE	NS	NB	QC	ON	MB	SK	AB	BC	YT	NT	NU	FOREIGN	TOTAL
6133	Grants to Professional Writers - Creative Writing	47,000	20,000	70,000	48,000	1,130,000	1,133,000	39,000	67,000	222,000	745,000	10,000	20,000		100,000	3,651,000
6235	Travel Grants to Professional Writers	1,000				38,372	27,977	5,000	1,250	3,648	10,978	2,000			4,448	94,673
6240	Grants to Aboriginal Writers, Storytellers and Publishers	3,500			4,900	30,000	118,350	35,000	5,000	35,000	66,150		25,000	20,000		342,900
6245	Spoken Word and Storytelling Program	6,300		10,000	6,000	246,700	151,700	6,300		88,200	77,100	25,000				617,300
6290	Co-operative Projects in Writing and Publishing	3,500		140,100	15,000	1,025,450	927,400	37,500	73,341	77,300	178,250					2,477,841
6291	Artists and Community Collaboration Program (ACCP)			7,000		36,000	30,000				30,000					103,000
6292	The Flying Squad: Assistance Program for Literary and Art Magazines					12,700	65,400									78,100
Grant Program Totals		\$1,693,537	\$290,200	\$3,855,514	\$2,107,799	\$44,522,063	\$47,530,459	\$6,506,365	\$3,265,057	\$8,856,684	\$19,695,547	\$582,225	\$214,045	\$421,600	\$1,297,452	\$140,838,547
Public Lending Right		\$98,161	\$32,686	\$233,332	\$152,550	\$3,494,566	\$2,791,813	\$177,016	\$166,495	\$395,202	\$1,198,590	\$4,105	\$8,204	\$1,940	\$307,814	\$9,062,476
	Public Lending Right Program	98,161	32,686	233,332	152,550	3,494,566	2,791,813	177,016	166,495	395,202	1,198,590	4,105	8,204	1,940	307,814	9,062,476
Totals (including PLR Program)		\$1,791,698	\$322,886	\$4,088,846	\$2,260,349	\$48,016,629	\$50,322,272	\$6,683,381	\$3,431,552	\$9,251,886	\$20,894,137	\$586,330	\$222,249	\$423,540	\$1,605,266	\$149,901,023
Canadian Commission for UNESCO		\$5,000				\$49,783	\$22,250				\$12,000					\$89,033
6520	General Program Fund	5,000				49,783	22,250				12,000					89,033
Special Funds		\$5,000	\$15,000	\$75,000		\$606,700	\$1,349,404	\$22,000		\$38,600	\$432,719				\$75,000	\$2,619,423
0218	Japan-Canada					21,700	48,650	6,000		2,600	2,200					81,150
7000	Killam Research Fellowships (Social Sciences and Humanities)					70,000	429,600				141,519					641,119
7025	Killam Research Fellowships (Natural Sciences)			70,000		140,000	490,000				140,000					840,000

UNIT	PROGRAM	NL	PE	NS	NB	QC	ON	MB	SK	AB	BC	YT	NT	NU	FOREIGN	TOTAL
7050	Killam Prizes					200,000	200,000				100,000					500,000
7525	Coburn Fellowships						20,000									20,000
7550	The Duke and Duchess of York Prize in Photography										8,000					8,000
7575	Jean A. Chalmers Fund for the Crafts						24,000			16,000	10,000					50,000
7600	Joseph S. Stauffer Prizes					10,000										10,000
7625	Canada Council for the Arts Molson Prizes					100,000										100,000
7675	Victor Martyn Lynch-Staunton Awards		15,000			45,000	15,000	15,000								90,000
7700	Vida Peene Awards						77,154									77,154
7725	J. B.C. Watkins Award	5,000				10,000	15,000				10,000					40,000
7800	John G. Diefenbaker Award														75,000	75,000
7825	Ronald J. Thom Award for Early Design Achievement										10,000					10,000
7850	Canada-Japan Literary Award					10,000					10,000					20,000
7875	Jean-Marie Beaudet Award in Orchestra Conducting							1,000			1,000					2,000
7925	York Wilson Endowment Award									20,000						20,000
7926	Bernard Diamant Scholarship			5,000												5,000
7927	Walter Carsen Prize for Excellence in the Performing Arts						30,000									30,000
Grand Totals (including Public Lending Right Program, Canadian Commission for UNESCO and Special Funds)		\$1,801,698	\$337,886	\$4,163,846	\$2,260,349	\$48,673,112	\$51,693,926	\$6,705,381	\$3,431,552	\$9,290,486	\$21,338,856	\$586,330	\$222,249	\$423,540	\$1,680,266	\$152,609,479

*Includes grants, Art Bank purchases, and prizes. The first Grand Total includes payments made to authors through PLR. The Grand Total includes Special Funds.

Canada Council peer assessors by province and language

- 778 Canadian artists served as peer assessors in 2006-07. 515 or 16.2% of all peer assessors are Anglophone and 263 or 33.8% are Francophone. There were 50 Francophone peer assessors from outside Quebec and 40 Anglophone peer assessors in Quebec.

Table 9: Peer assessors by province and territory, 2006-07 ¹		
	Total	% Total
NEWFOUNDLAND/LABRADOR	14	100.0%
Anglophone	14	100.0%
Francophone	0	0.0%
PRINCE EDWARD ISLAND	1	100.0%
Anglophone	1	100.0%
Francophone	0	0.0%
NOVA SCOTIA	53	100.0%
Anglophone	50	94.3%
Francophone	3	5.7%
NEW BRUNSWICK	16	100.0%
Anglophone	7	43.8%
Francophone	9	56.3%
QUEBEC	253	100.0%
Anglophone	40	15.8%
Francophone	213	84.2%
ONTARIO	200	100.0%
Anglophone	175	87.5%
Francophone	25	12.5%
MANITOBA	35	100.0%
Anglophone	32	91.4%
Francophone	3	8.6%
SASKATCHEWAN	31	100.0%
Anglophone	30	96.8%
Francophone	1	3.2%
ALBERTA	57	100.0%
Anglophone	54	94.7%
Francophone	3	5.3%
BRITISH COLUMBIA	111	100.0%
Anglophone	105	94.6%
Francophone	6	5.4%
YUKON	3	100.0%
Anglophone	3	100.0%
Francophone	0	0.0%
NORTHWEST TERRITORIES	1	100.0%
Anglophone	1	100.0%
Francophone	0	0.0%

¹ Excludes Special Funds.

Table 9: Peer assessors by province and territory, 2006-07

	Total	% Total
NUNAVUT	3	100.0%
Anglophone	3	100.0%
Francophone	0	0.0%
OUTSIDE CANADA	5	100.0%
Anglophone	4	80.0%
Francophone	1	20.0%
CANADA (Excluding Foreign)	778	100.0%
Anglophone	515	66.2%
Francophone	263	33.8%
TOTAL (Including Foreign)	783	100.0%
Anglophone	519	66.3%
Francophone	264	33.7%
FRANCOPHONE ASSESSORS (CANADA)	263	100.0%
Quebec	213	81.0%
Canada outside Quebec	50	19.0%
Francophone assessors as a % of Canada	N/A	33.8%
Quebec	N/A	27.4%
Canada outside Quebec	N/A	6.4%
Official language minority assessors a % of Canada	90	11.6%
Francophones outside Quebec	50	6.4%
Anglophones in Quebec	40	5.1%
Official language minority populations as % of Canada²	1,906,605	6.4%
Francophones outside Quebec	987,650	3.3%
Anglophones in Quebec	918,955	3.1%

² Canadian population equaled 29,639,030.

Source:

"Language Composition Highlight Tables," Statistics Canada: Canada's National Statistical Agency, Dec. 2002, <<http://www.statcan.ca/bsolc/english/bsolc?catno=97F0024XIE2001003>>.

